2. Moneris Payment Gateway User Guide

Thank you for purchasing our extension. If you have any questions that are beyond the scope of this document, do not hesitate to leave us an email via our email address below.

By: Magenest | Support Portal: http://servicedesk.izysync.com/servicedesk/customer/portal/63

1 Introduction
- 1.1 Features For Admins
- 1.2 Features For Customers
- 1.3 System Requirements

2 CONFIGURATION
- 2.1 Set up Moneris
- 2.2 Set Configuration

3 Main Functions

4 Support

Introduction

Moneris Payment Gateway extension for Magento 2 by Magenest offers payment services for multiple fields, with industry-specific knowledge that its focus. Moreover, this extension support various types of payment cards especially with customers in Canada. Each year, Moneris processes over 3 million transactions for more than 350,000 different stores.

Features For Admins

A lot of features is included in the extension that you can tweak to make it best suit your business, including:

- Save customer info with hosted vault page
- Tokenization

- Support full authorization
- CVC/AVS verification
- 3D secure [NEW]
- Secured saved card feature
- Full and Partial Refund
- Support payments in Canada

Features For Customers

The primary aim of the extension is to deliver the most fluent and effortless payment experience to the customers:

- Easily checkout using a credit card.
- Easy access to online transaction reporting

System Requirements

Your store should be running on Magento 2 Community Edition version 2.1.x, 2.2.x, 2.3.x, and 2.4.x

---

CONFIGURATION

Set up Moneris

If you use a test account

For the demo, you can create a test account in this sandbox test link.

If you already have a Moneris account, skip this step.

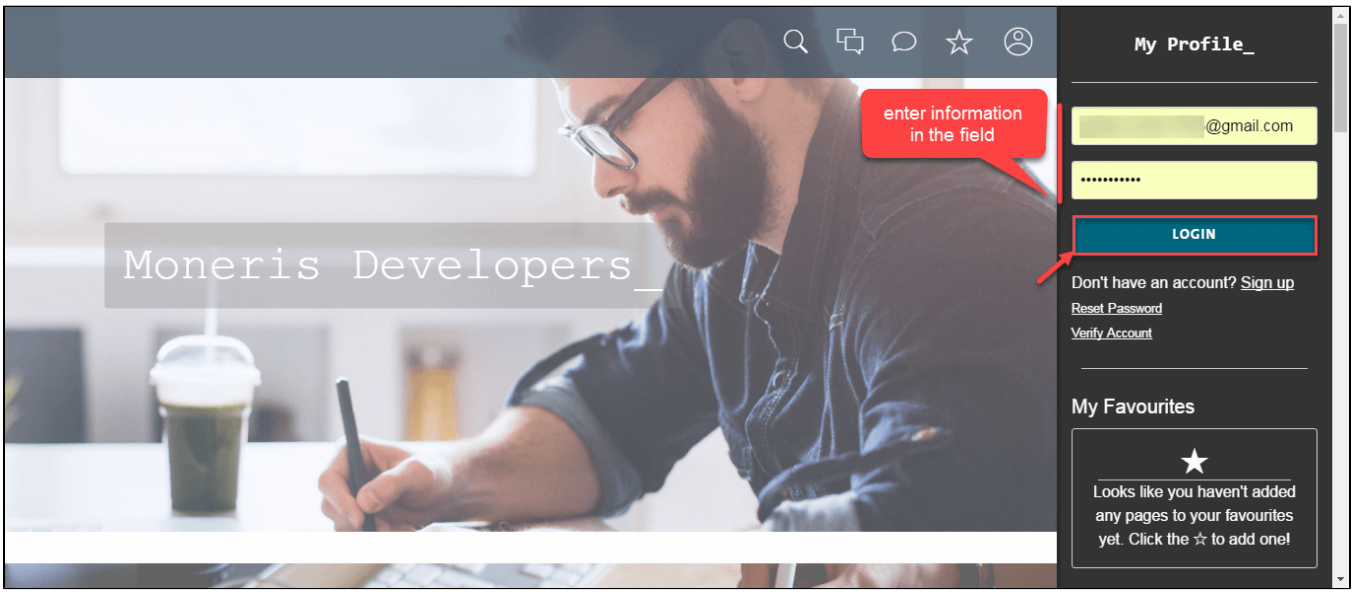

When you log in to your Moneris account, request for test credentials (in Canada)

On the home page, on the right menu bar, click on **Full Profile**

In the Full Profile, there is **My Testing Credentials** section, click on **Request Testing Credentials**

When the Test Account Request Form shows up, fill in your password and choose the country. Then **Request Test Account.**

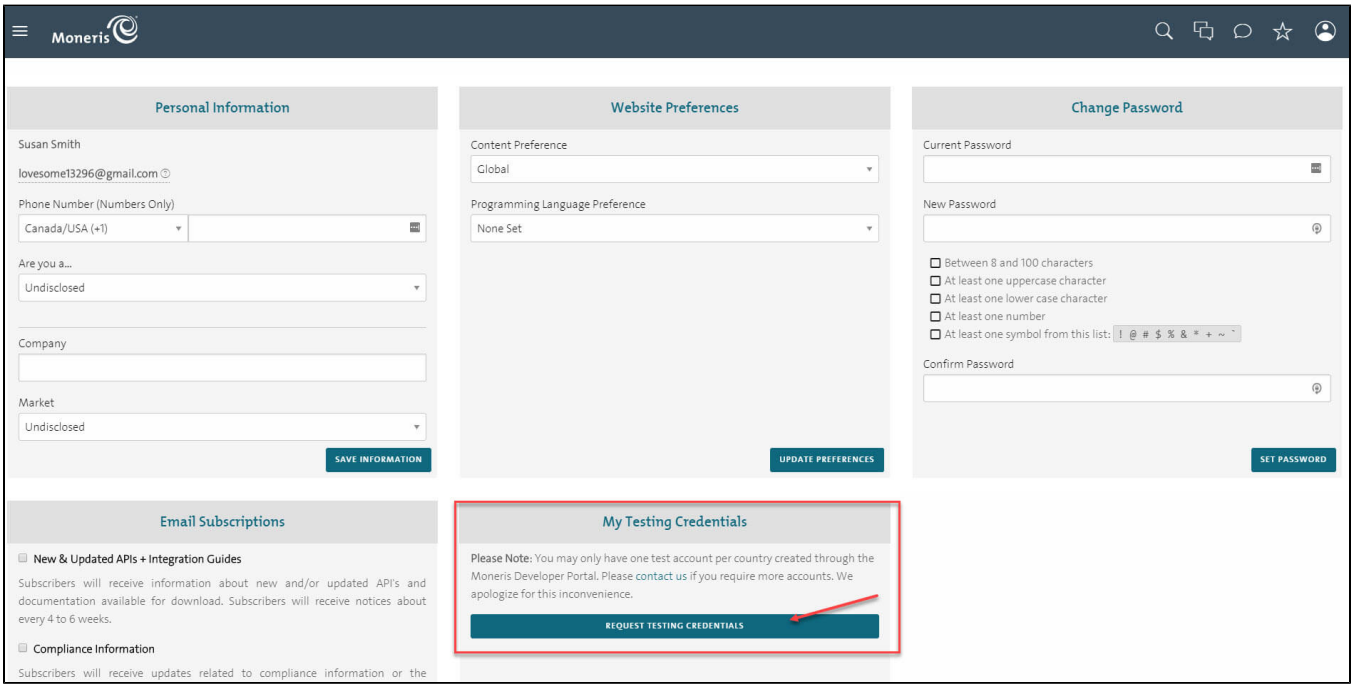

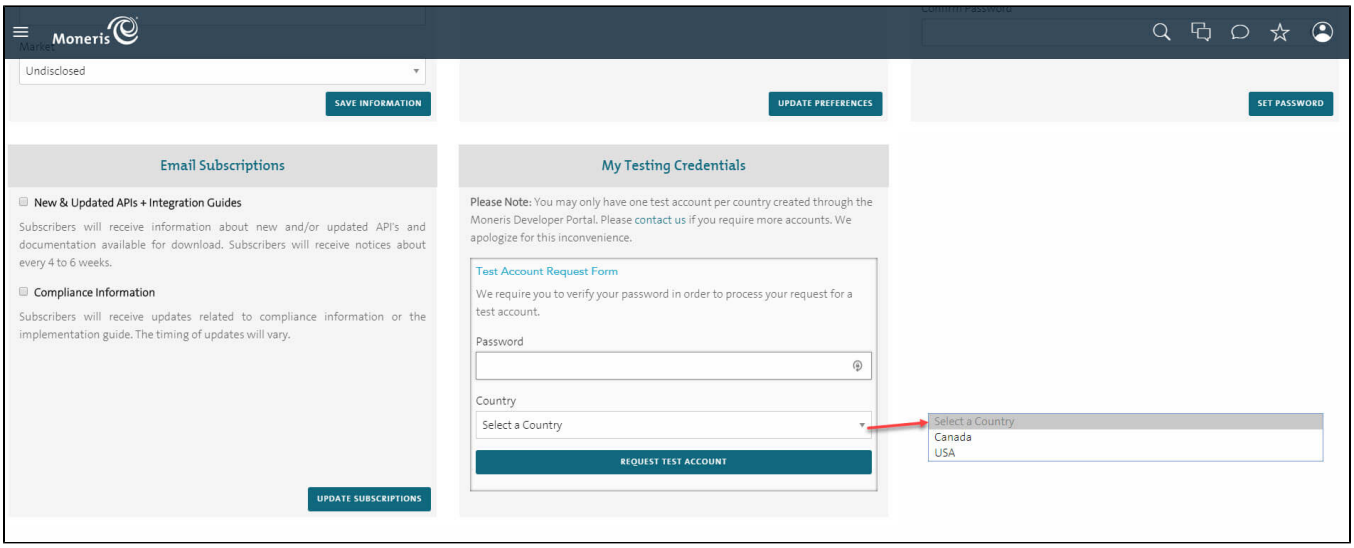

In the home page, the test credentials are on the right menu bar. The first line with a store icon is the **Store ID**, under the Store ID is the **API Token** with a key icon. Note that you will need these two for configuration.

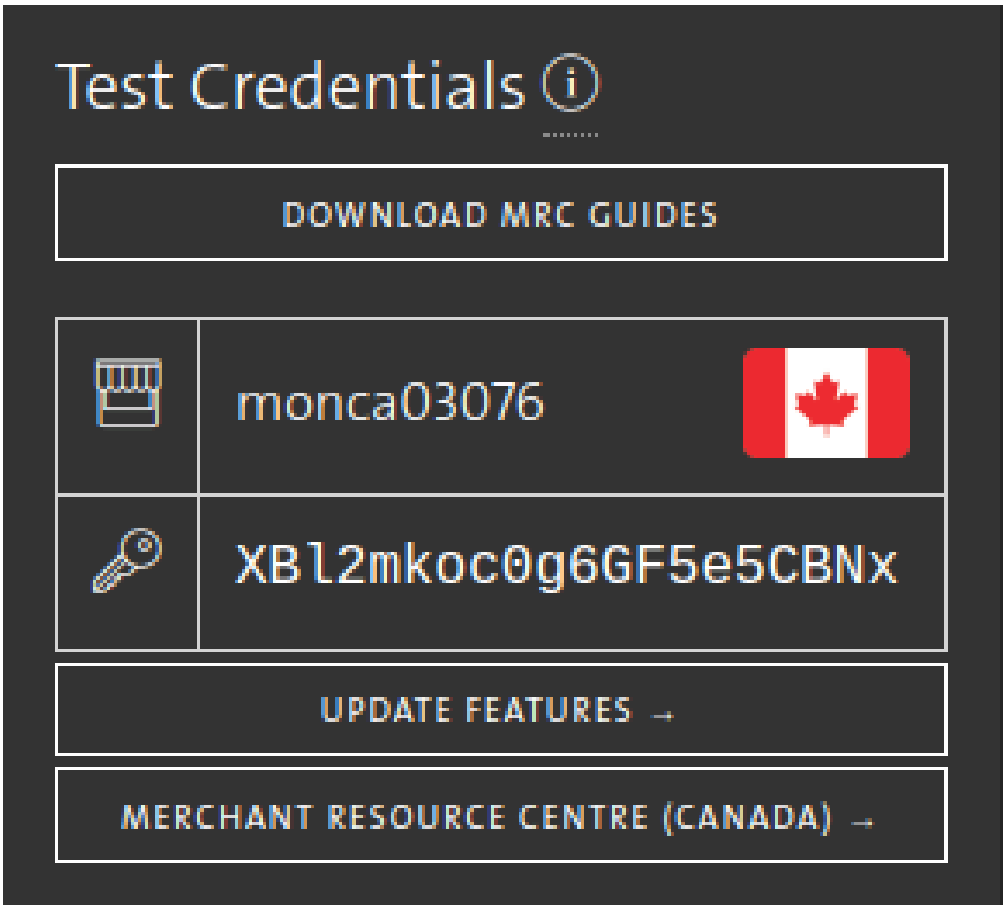

Set Configuration

⛔ In **Canada Store:**

Log in by Moneris account and click **Admin > Hosted Paypage Config**. There are two elements that you need in order to configure in Magento 2: **ps_store_id, hpp_key**

If there is no key, click on **Generate a New Configuration** to create a new key.

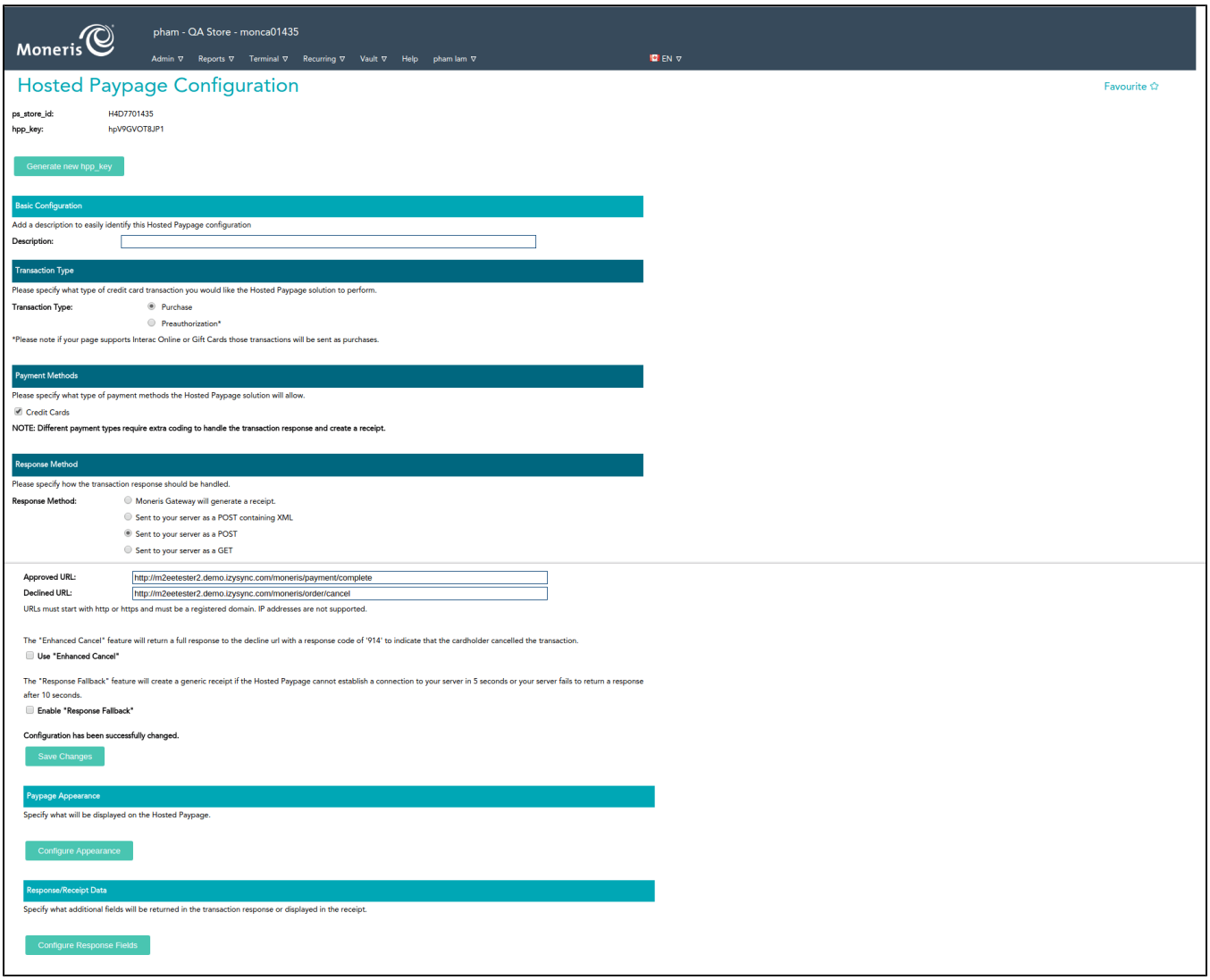

In the Respone/Receipt Field Configuration, tick the **Return the txn_number. This field is used to perform follow-ons.**

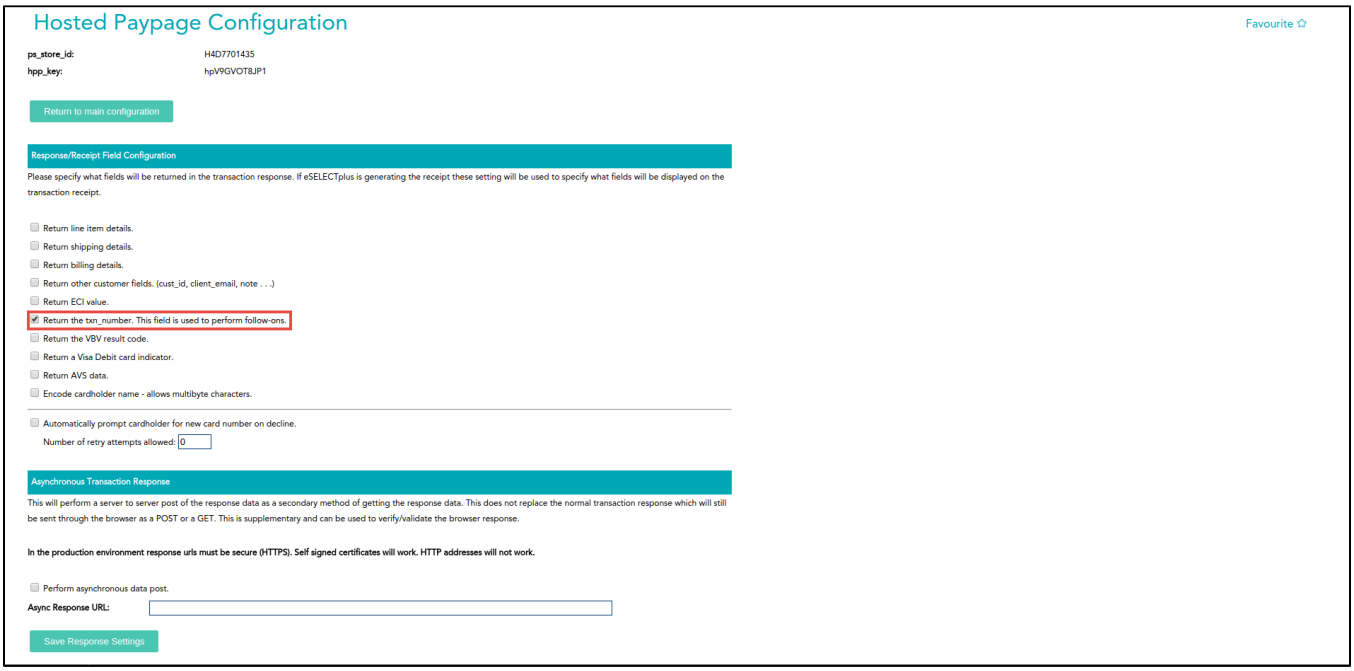

Now you have enough info to configure Moneris in your Magento. In the admin panel of Magento 2, go to Moneris Configuration via **Stores > Configuration > Sales > Payment Methods > Moneris**

➕ Set up with Redirect Connection:

- **Enabled**: Choose Yes to enable Moneris Payment
- **Title:** The name of the payment method that will be displayed on the checkout page
- **Sandbox Mode:** Turn this on if you use the test credentials
- **Connection Type**: Redirect Connection
- **ID:** Your store ID or test Store ID
- **API Token:** the API Token you got from Moneris
- **HPP ID or PS STORE ID:** The ps_store_id in the Hosted Pay page Configuration.
- **HPP KEY:** The hpp_key in the Hosted Pay page Configuration
- **Approved URL:** Use this URL when you configure your Moneris hosted pay page
- **Declined URL:** Use this URL when you configure your Moneris hosted pay page
- **Cancel Button URL:** Use this URL when you configure your Moneris hosted pay page

⚠️ **Note:** Moneris Multiple Currency Pricing is not supported with Redirect Connection.

Click on **Save Config** button to save the configuration.

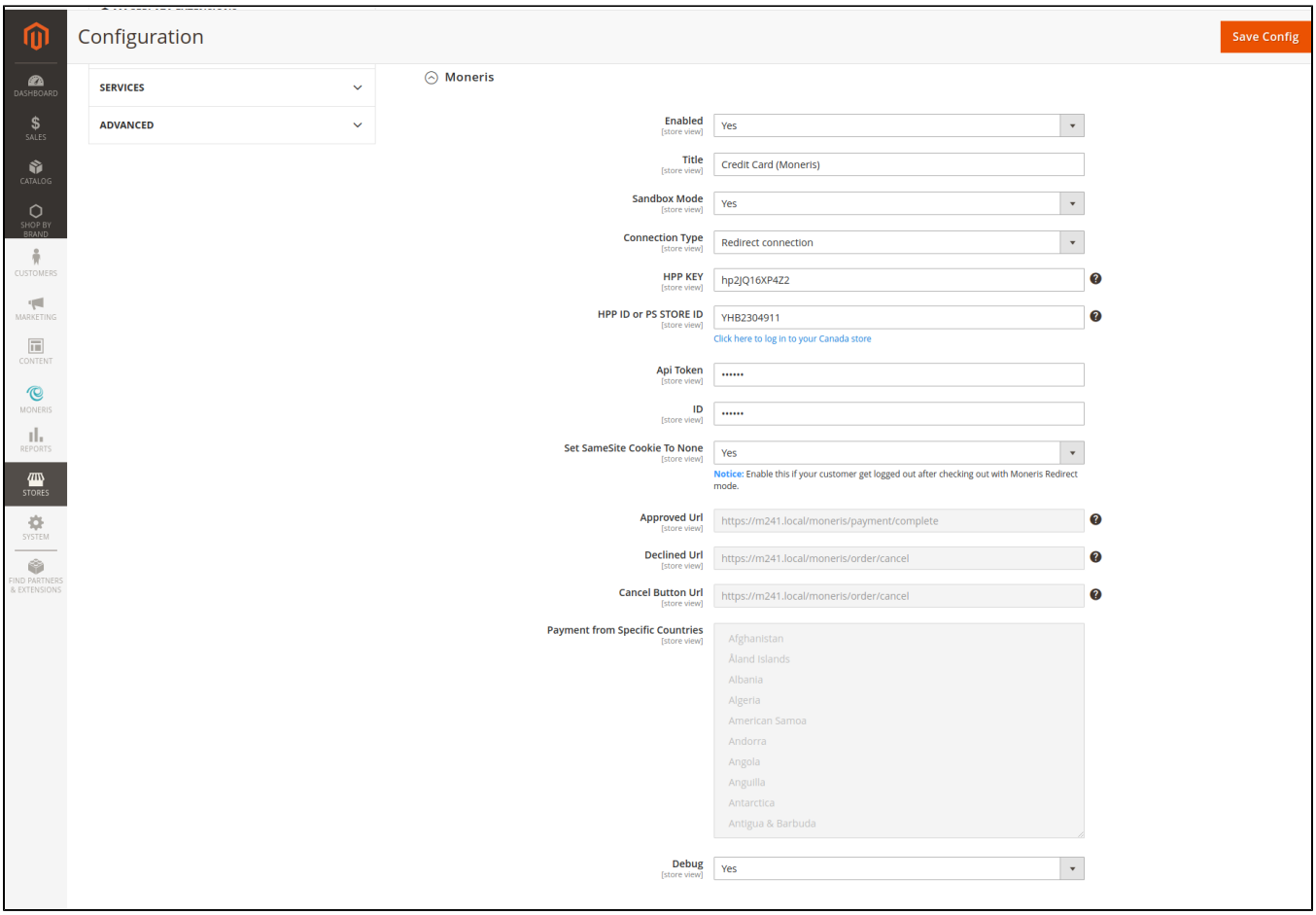

Set up with Direct Connection:

- **Enabled**: Choose Yes to enable Moneris Payment
- **Multi-Currency Pricing**: Choose No to accept one kind of currency only
- **Title:** The name of the payment method that will be displayed on the checkout page
- **Sandbox Mode:** Turn this on if you use the test credentials
- **Connection Type**: Direct Connection
- **Store ID:** Your store ID or test Store ID
- **API Token:** the API Token you got from Moneris
- You can set the **Payment Action** to be Authorize and Capture or Authorize Only
    - **Authorize Only (Authorization):** will check the card for validity but not charge the account yet until the order is approved and invoiced.
    - **Authorize and Capture(Sale):** will charge the debit/credit card at the time of the order submission.

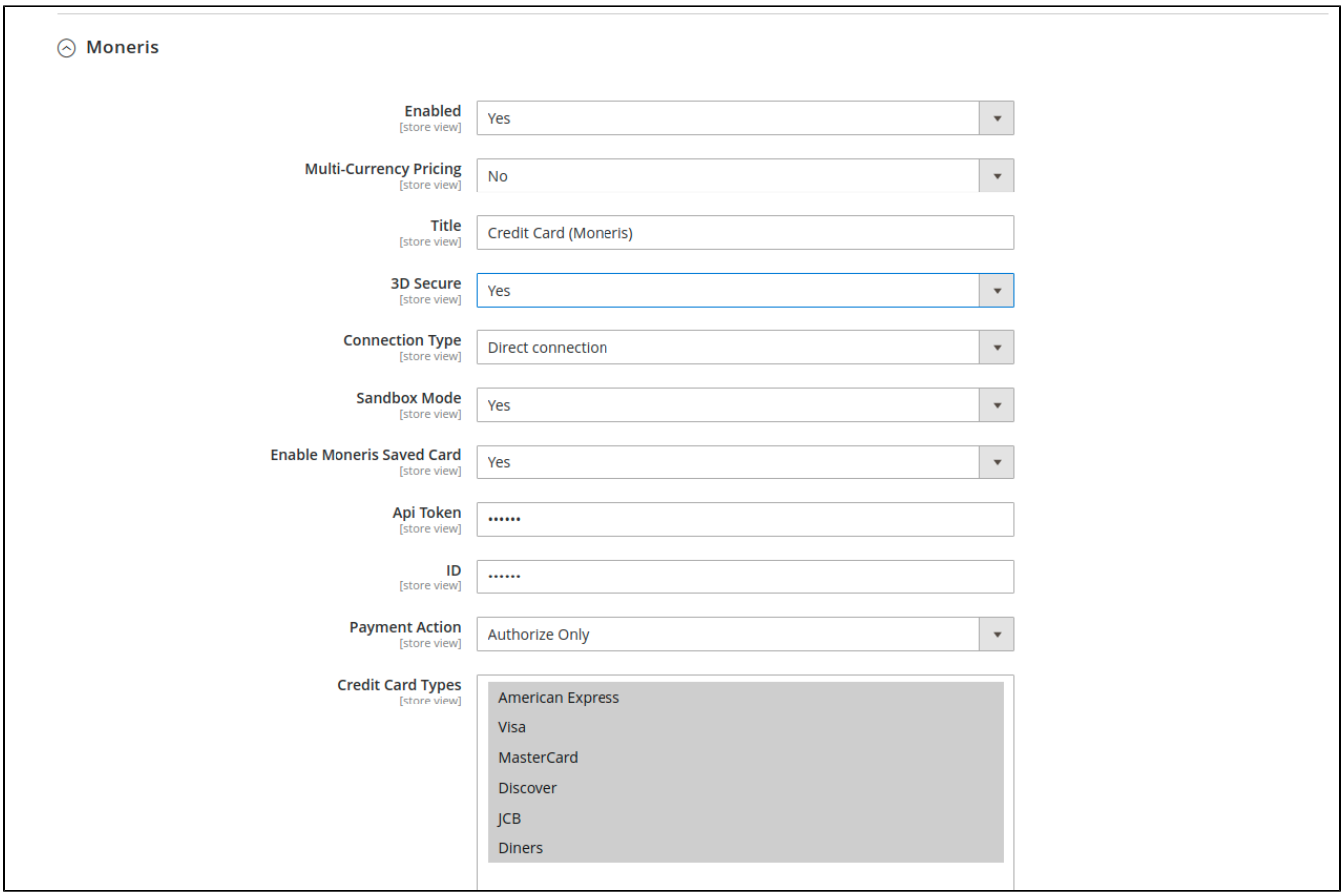

- **Credit Card Types:** You can choose which credit card types you want by choosing one or more items.
- **Enable AVS check on Customer Billing Address**: By choosing Yes, you enable AVS check on customer billing, including Street Name, Street Number, Zip Code.
- **AVS Street and Zipcode Check Failed**: In case the AVS and Zipcode Check failed, you can choose 1 among 3 options: Accept Payment, Reject Payment, or Hold Payment.
- **AVS Check Failed and Zipcode Check Passed:** In case the AVS Check Failed but Zipcode Check Passed, you can choose 1 among 3 options: Accept Payment, Reject Payment, or Hold Payment.
- **AVS Check Passed and Zipcode Check Failed:** In case the AVS Check Passed but Zipcode Check Failed, you can choose 1 among 3 options: Accept Payment, Reject Payment, or Hold Payment.
- **Enable CVD Check on Checkout:** Click here to see credit card numbers used to Simulate E-Fraud
- **CVD Check Failed**: In case the CVD Check failed, you can choose 1 among 3 options: Accept Payment, Reject Payment, or Hold Payment.
- **CVD could not be verified**: In case CVD could not be verified, you can choose 1 among 3 options: Accept Payment, Reject Payment, or Hold Payment.
- **3D Secure**: Enable 3D secure to verify the Customer's card, thereby preventing payment fraud

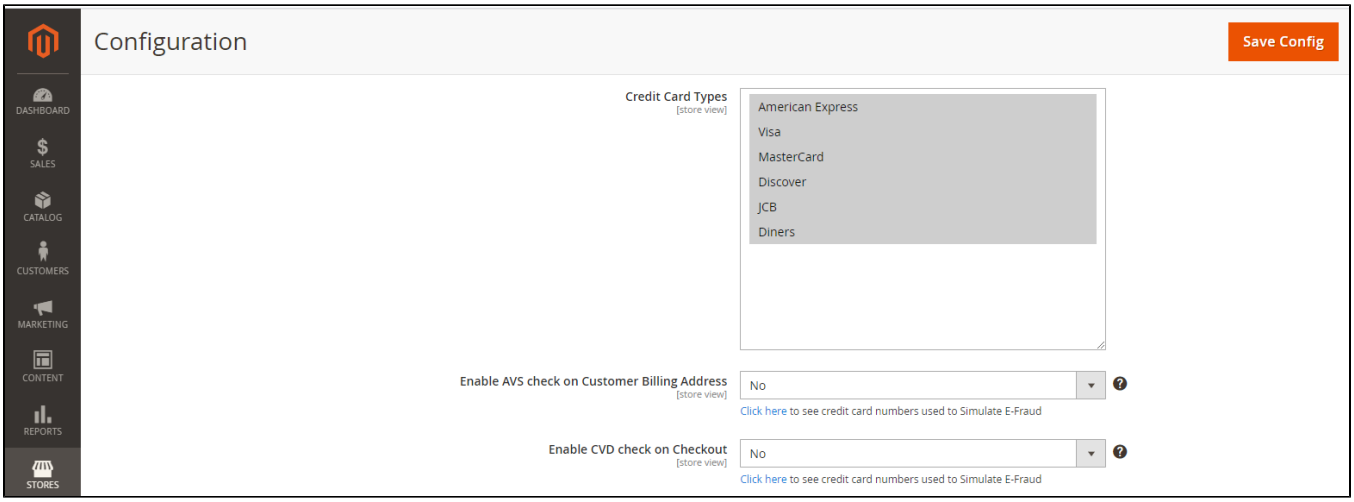

Testing 3-D Secure (MPI) Solutions

May only be tested in the following test stores on Moneris Gateway Merchant Resource Center

Please fill in the information as the notice section, just replace the store ID

CANADA US

Store ID: moneris

Api Token: hurgle

Test card list

⭐ **Note:**

- Only use 3D Secure with connection type direct and Multi-Currency Pricing disabled
- Visa, MasterCard, and American Express cards are supported for customers who have enabled 3DS

Cardholder Name will be required when 3DS is enabled

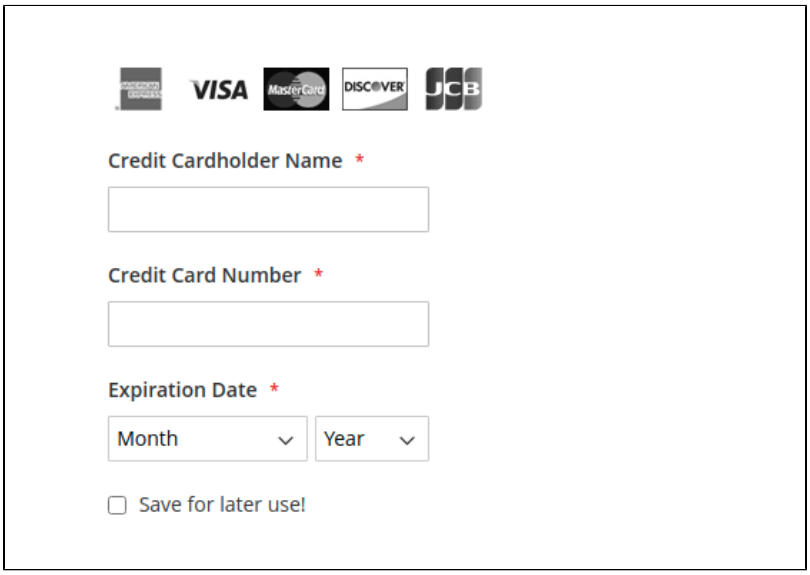

After entering the card information, the system will identify potential risks.

- For low-risk transactions, customers will check out as normal.
- For high-risk transactions, the system will redirect to the authentication page to request an extra step for authentication.

  A one-time password (OPT) sent to the customer's mobile number, will be required for verification.

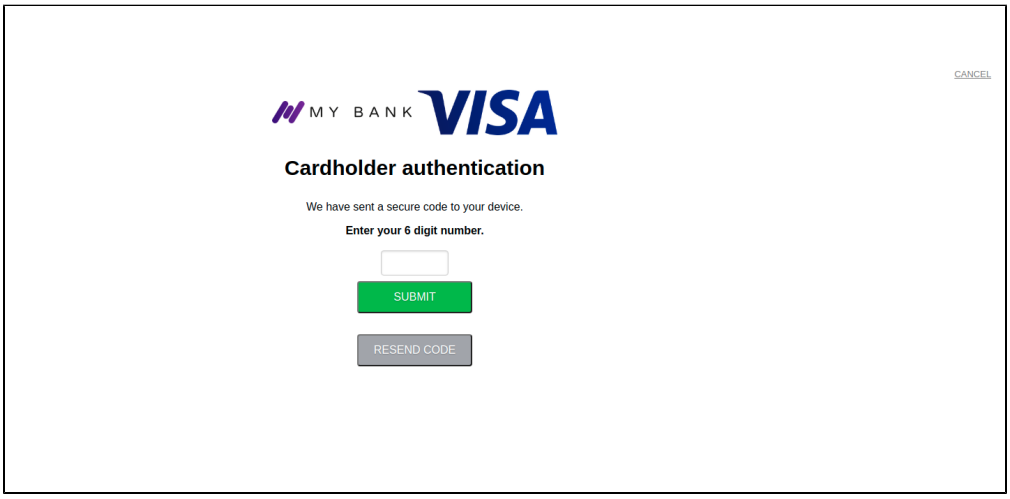

After the transaction is successful, the CAVV will be saved.

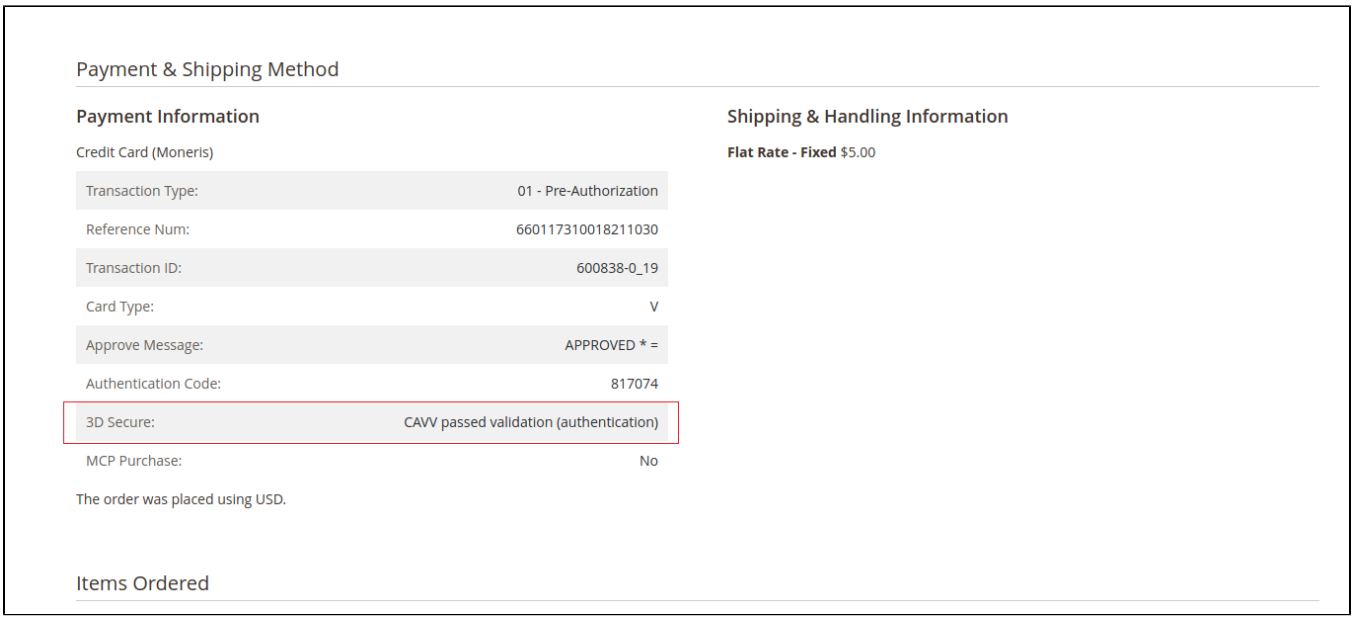

Setup with Kount:

- **Enable Kount**: Choose Yes to enable Kount
- **Kount Merchant Id, Kount API Key, Kount Website Id**

⭐ For merchants using the **Moneris Kount Essential solution** please email eproducts@moneris.com to obtain your production Kount Merchant ID, Kount API Key, and website ID (SITE ID) credentials.

⭐ For merchants using the **Moneris Kount Enterprise solution**, your Kount credentials (Kount Merchant ID, Kount API Key, and website ID) will be provided by your Kount Client Success Manager.

- **Kount Decline:** Once the Authorization Status returned to the merchant from the processor is **Decline**, you can choose 1 among 3 options:

  Accept Payment / Reject Payment / Hold Payment

- **Kount Review:** Once the Authorization Status returned to the merchant from the processor is **Review**, you can choose 1 among 3 options:

  Accept Payment / Reject Payment / Hold Payment

- **Kount Null:** Once the Authorization Status returned to the merchant from the processor is **Review**, you can choose 1 among 3 options:

  Accept Payment / Reject Payment / Hold Payment

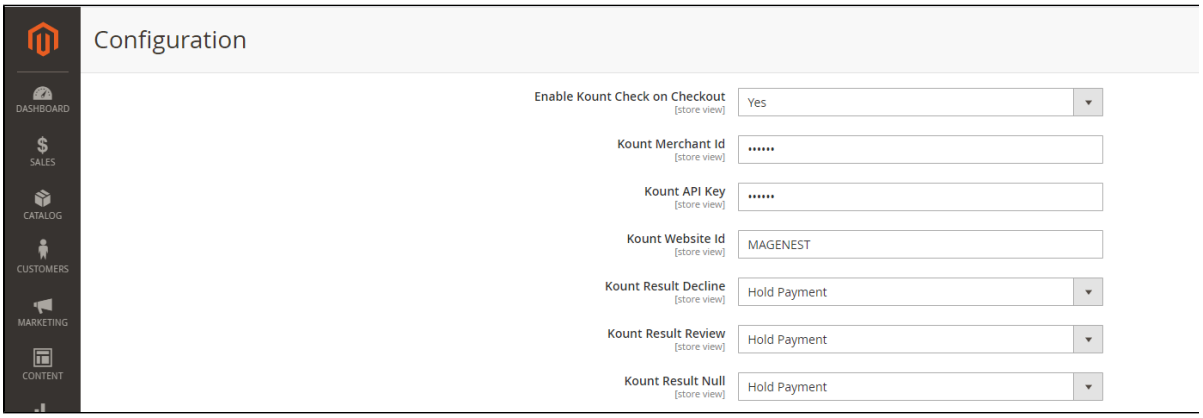

- **Payment from Applicable Countries**:
  - **All allowed countries:** Enable all allowed countries to make payment.
  - **Specific Countries:** Restrict some countries by unselecting them from the **Payment from Specific Countries.**
- **Debug:** Choose **Yes** to save request and response information to file log
- **Sort Order:** The order of the payment method will be displayed on the checkout page.

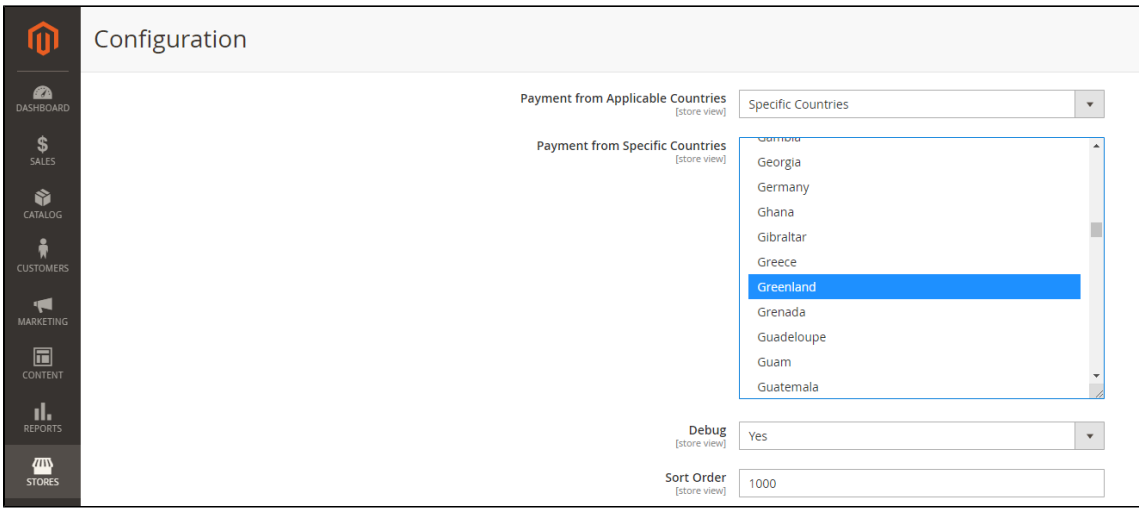

Main Functions

Easily Checkout Using Credit Card

At front end, customer can add the items into shopping cart by clicking the **Add to Cart** button.

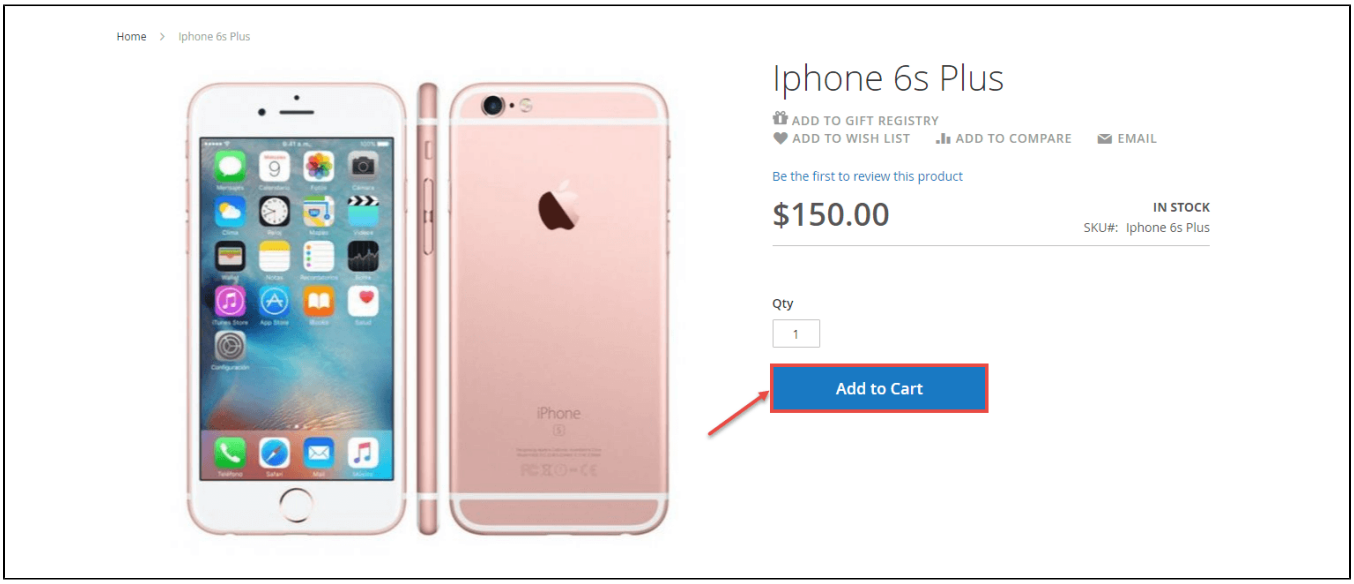

Then, go to the checkout page. Customer fills in his/her shipping address and selects the payment method.

Checkout Direct Connection Method:

- Mark the checkbox "**My billing and shipping addresses are the same"** if the shipping address and the billing address are not different.
- If they are different, fill in the billing address then click "Update".

Fill in your credit card information, then click **Place Order** to finalize the payment.

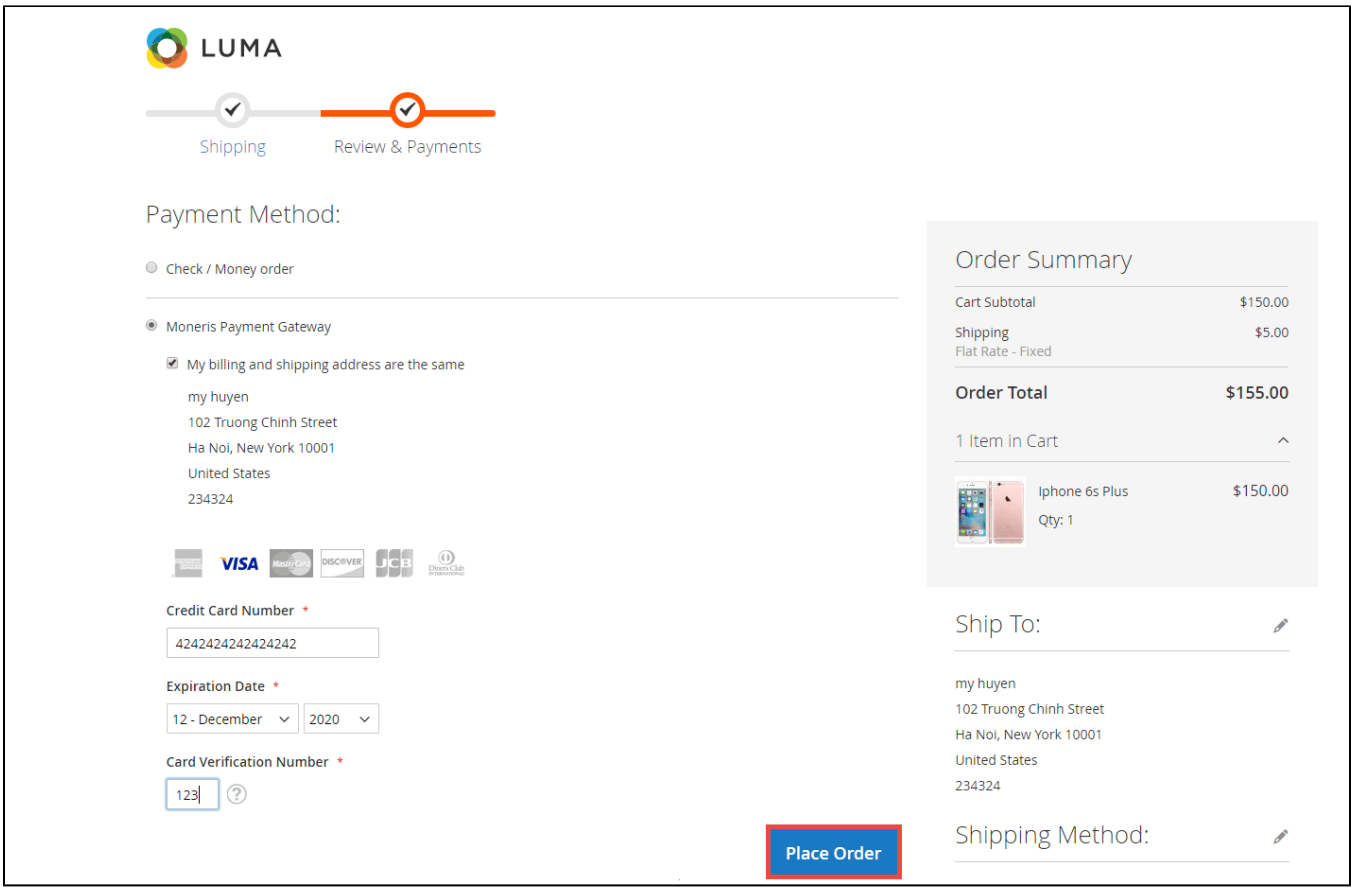

Checkout Redirect Connection Method:

- Mark the checkbox "**My billing and shipping addresses are the same"** if the shipping address and the billing address are not different.
- If they are different, fill in the billing address then click "Update".

Click **Continue** to place the order.

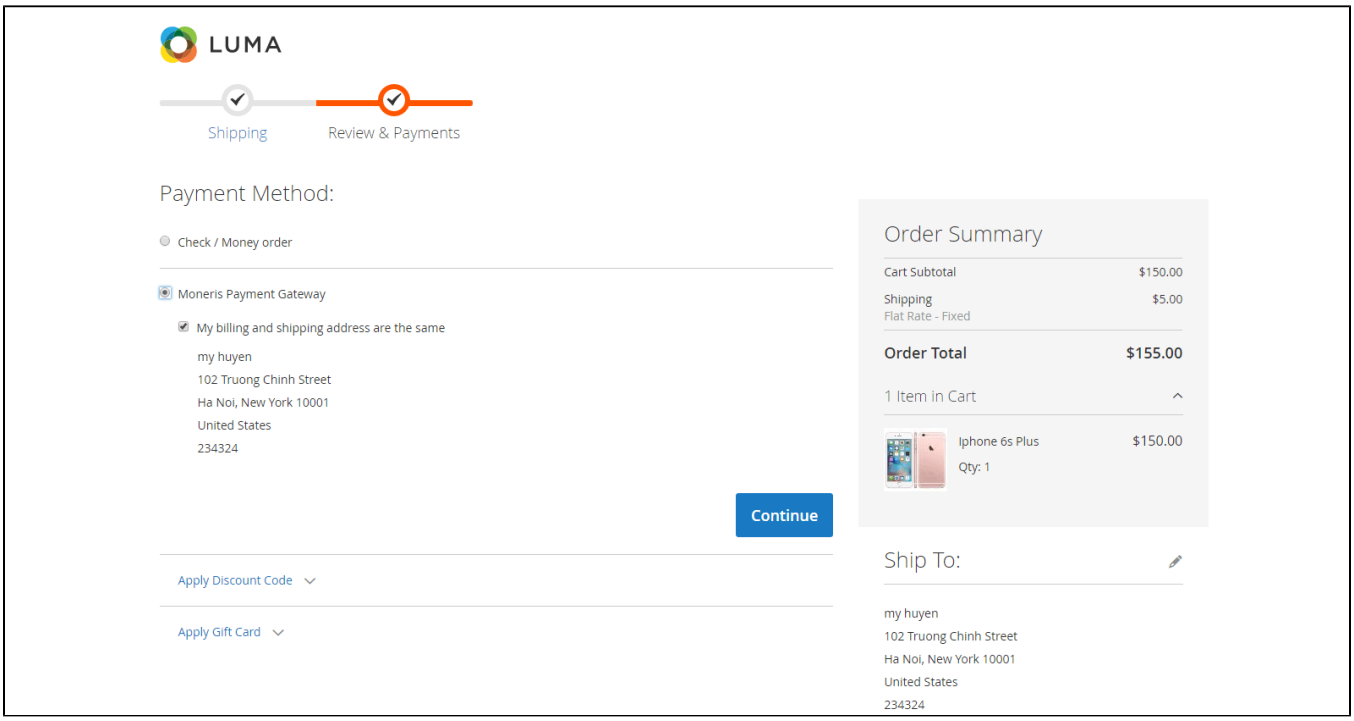

It redirects the customer to Moneris page with a credit card form. Customer fills in the info then click Process Transaction to finalize the payment.

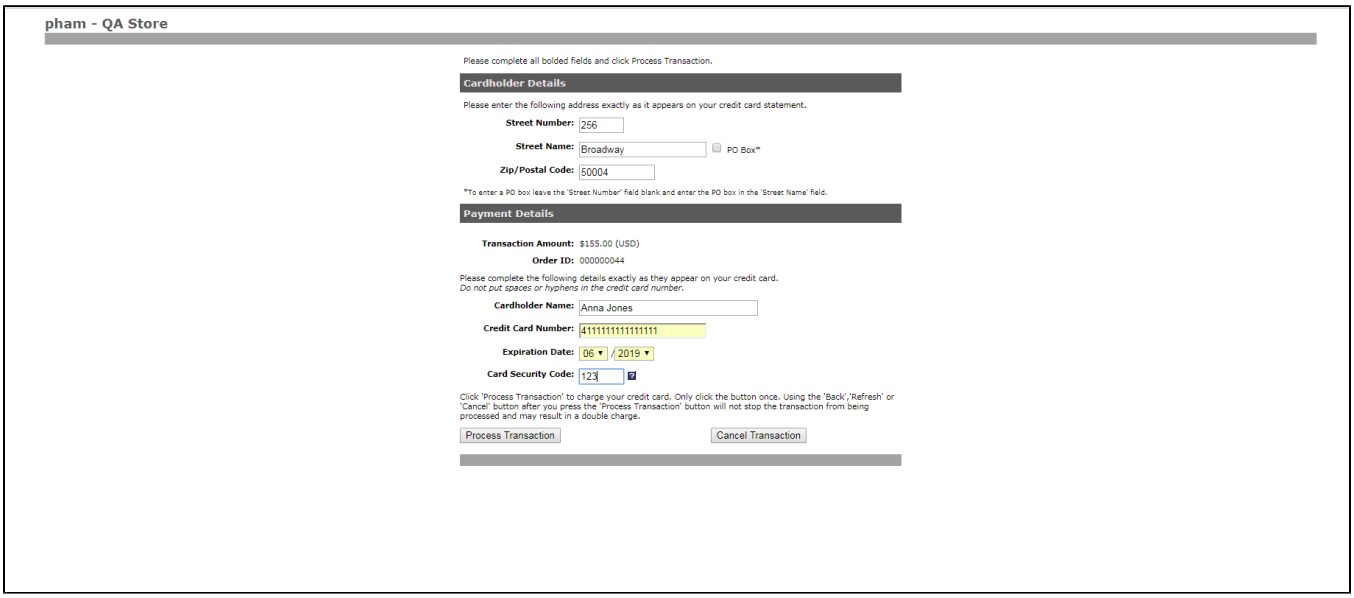

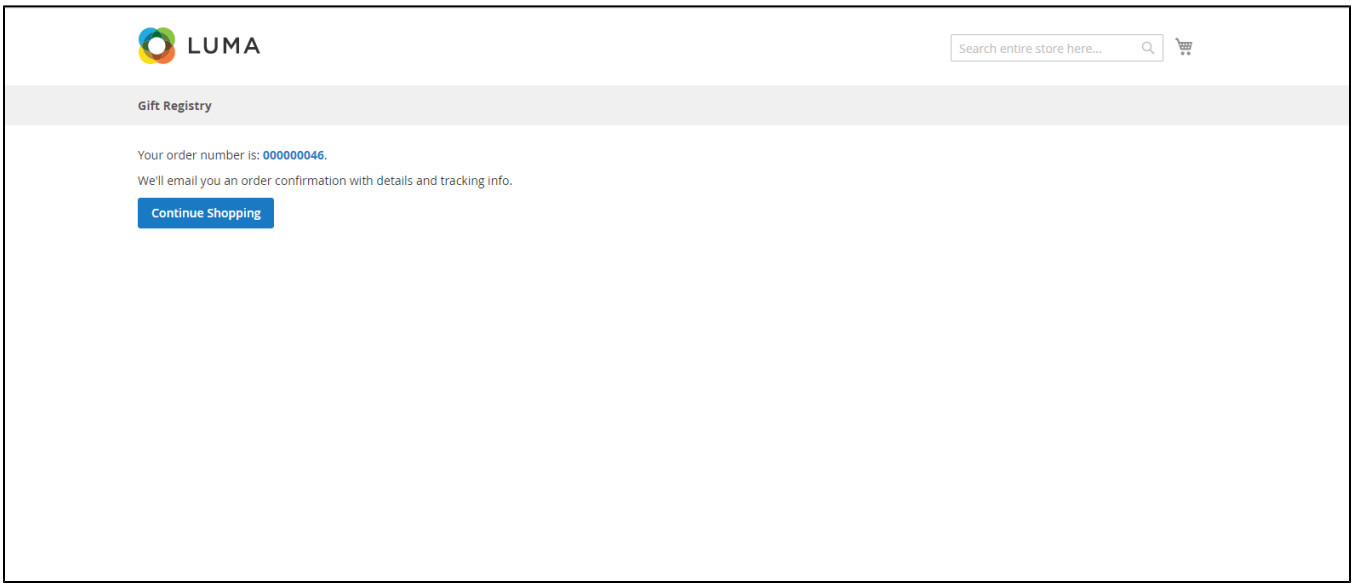

Customers can easily access Moneris **Transaction Reports** online to view the Transactions.

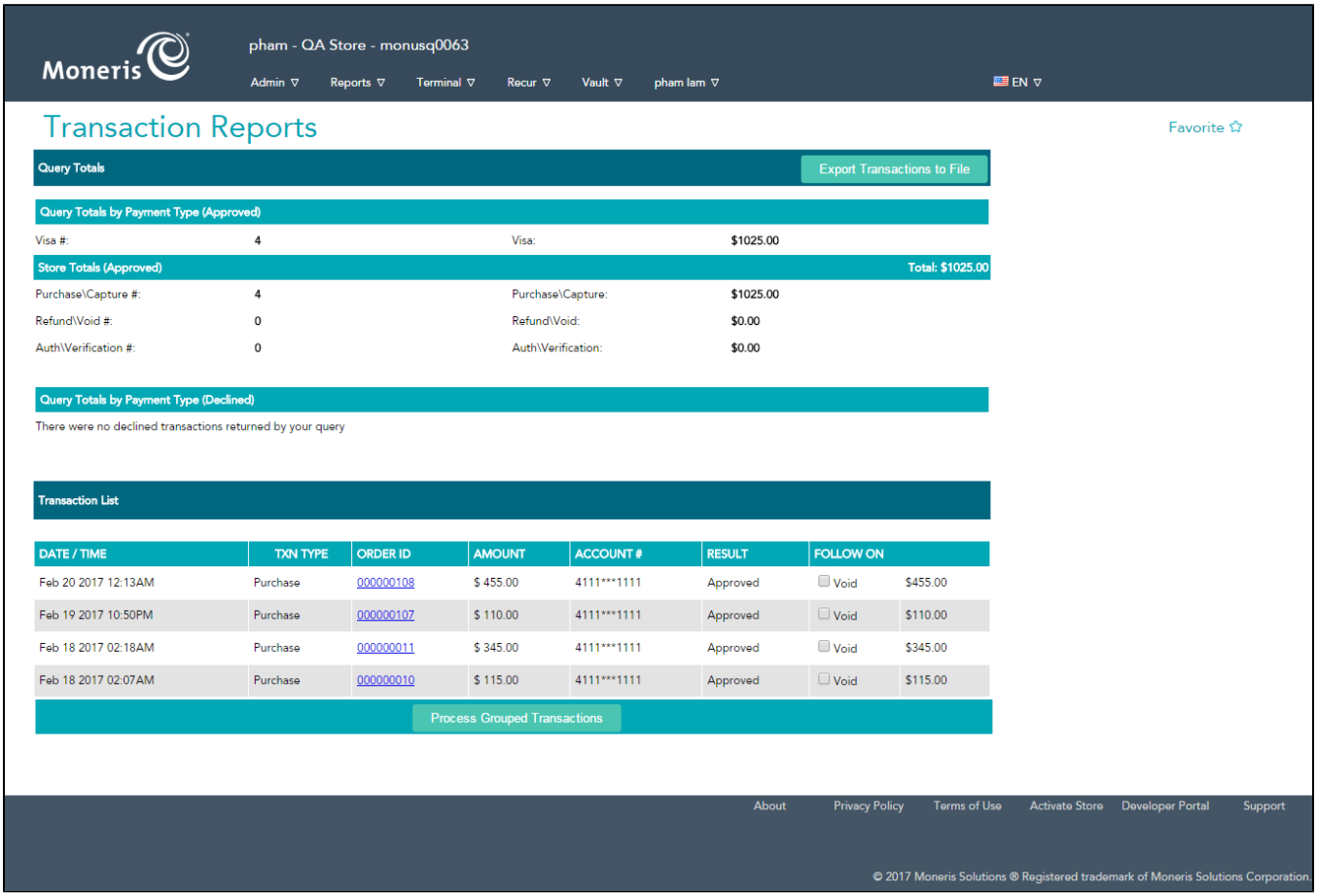

Or go to **Backend >Sales >Orders** then choose **View** to see the details about an order.

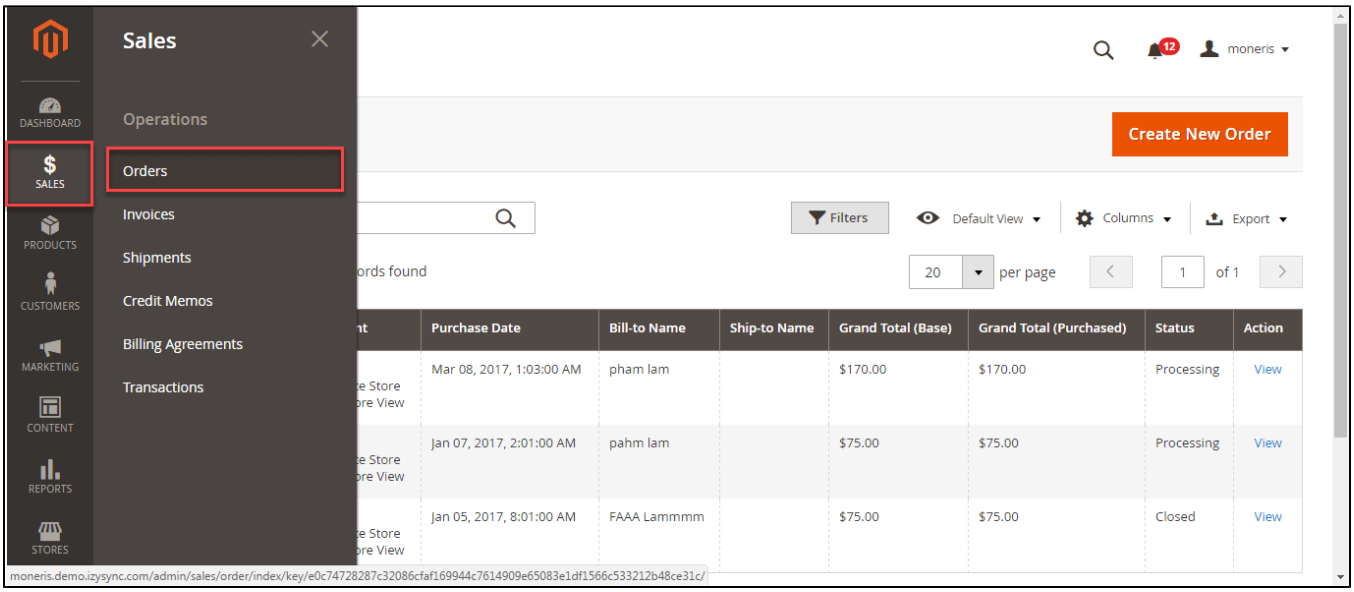
Sales
DASHBOARD
SALES
PRODUCTS
CUSTOMERS
MARKETING
CONTENT
REPORTS
STORES
Operations
Orders
Invoices
Shipments
Credit Memos
Billing Agreements
Transactions
moneris
Create New Order
Filters
Default View
Columns
Export
ords found
20
per page
1
of 1
Purchase Date
Bill-to Name
Ship-to Name
Grand Total (Base)
Grand Total (Purchased)
Status
Action
Mar 08, 2017, 1:03:00 AM
pham lam
$170.00
$170.00
Processing
View
Jan 07, 2017, 2:01:00 AM
pahm lam
$75.00
$75.00
Processing
View
Jan 05, 2017, 8:01:00 AM
FAAA Lammmm
$75.00
$75.00
Closed
View
moneris.demo.izysync.com/admin/sales/order/index/key/e0c74728287c32086cfaf169944c7614909e65083e1df1566c533212b48ce31c/

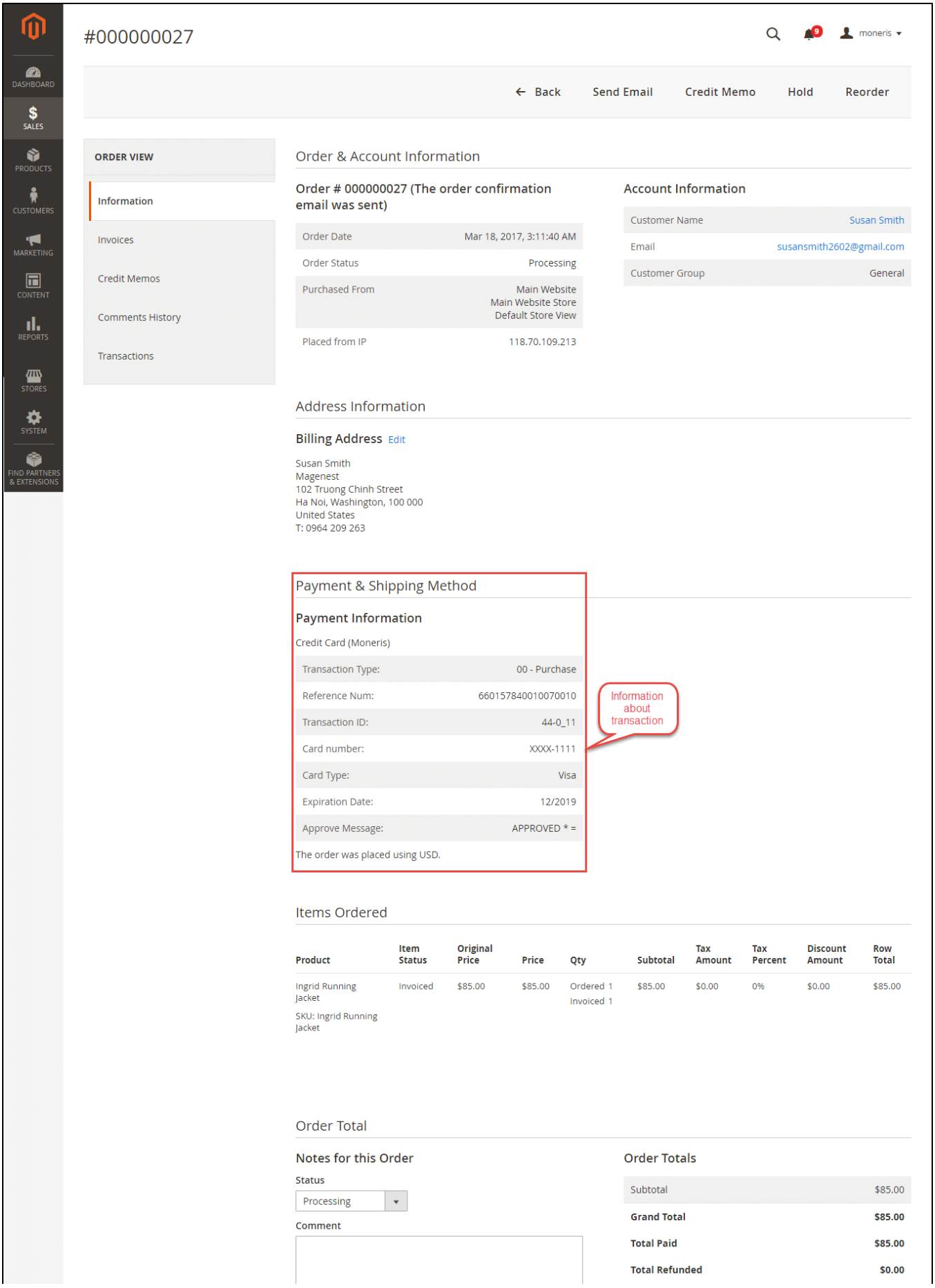
#000000027
moneris
DASHBOARD
SALES
PRODUCTS
CUSTOMERS
MARKETING
CONTENT
REPORTS
STORES
SYSTEM
FIND PARTNERS & EXTENSIONS
Back
Send Email
Credit Memo
Hold
Reorder
ORDER VIEW
Information
Invoices
Credit Memos
Comments History
Transactions
Order & Account Information
Order # 000000027 (The order confirmation email was sent)
Order Date Mar 18, 2017, 3:11:40 AM
Order Status Processing
Purchased From Main Website Main Website Store Default Store View
Placed from IP 118.70.109.213
Account Information
Customer Name Susan Smith
Email susansmith2602@gmail.com
Customer Group General
Address Information
Billing Address Edit
Susan Smith
Magenest
102 Truong Chinh Street
Ha Noi, Washington, 100 000
United States
T: 0964 209 263
Payment & Shipping Method
Payment Information
Credit Card (Moneris)
Transaction Type: 00 - Purchase
Reference Num: 660157840010070010
Transaction ID: 44-0_11
Card number: XXXX-1111
Card Type: Visa
Expiration Date: 12/2019
Approve Message: APPROVED * =
The order was placed using USD.
Information about transaction
Items Ordered
Product
Item Status
Original Price
Price
Qty
Subtotal
Tax Amount
Tax Percent
Discount Amount
Row Total
Ingrid Running Jacket
SKU: Ingrid Running Jacket
Invoiced
$85.00
$85.00
Ordered 1
Invoiced 1
$85.00
$0.00
0%
$0.00
$85.00
Order Total
Notes for this Order
Status
Processing
Comment
Order Totals
Subtotal $85.00
Grand Total $85.00
Total Paid $85.00
Total Refunded $0.00

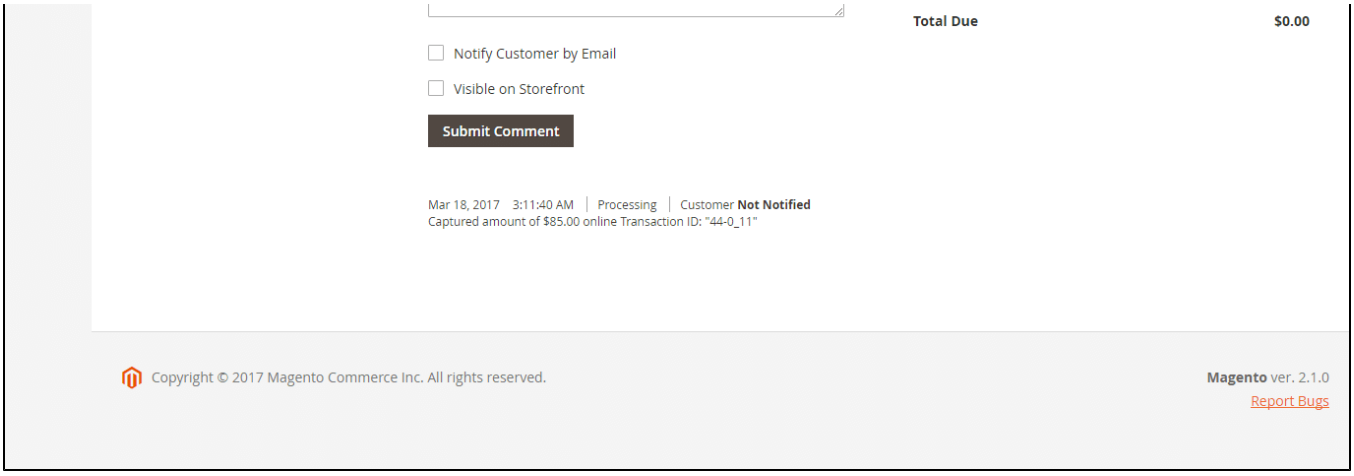

Partial or total refund:

You can refund partially or totally by clicking **Credit Memo > Refund.**

About partial refund, it applies for many frequencies and up to out of products.

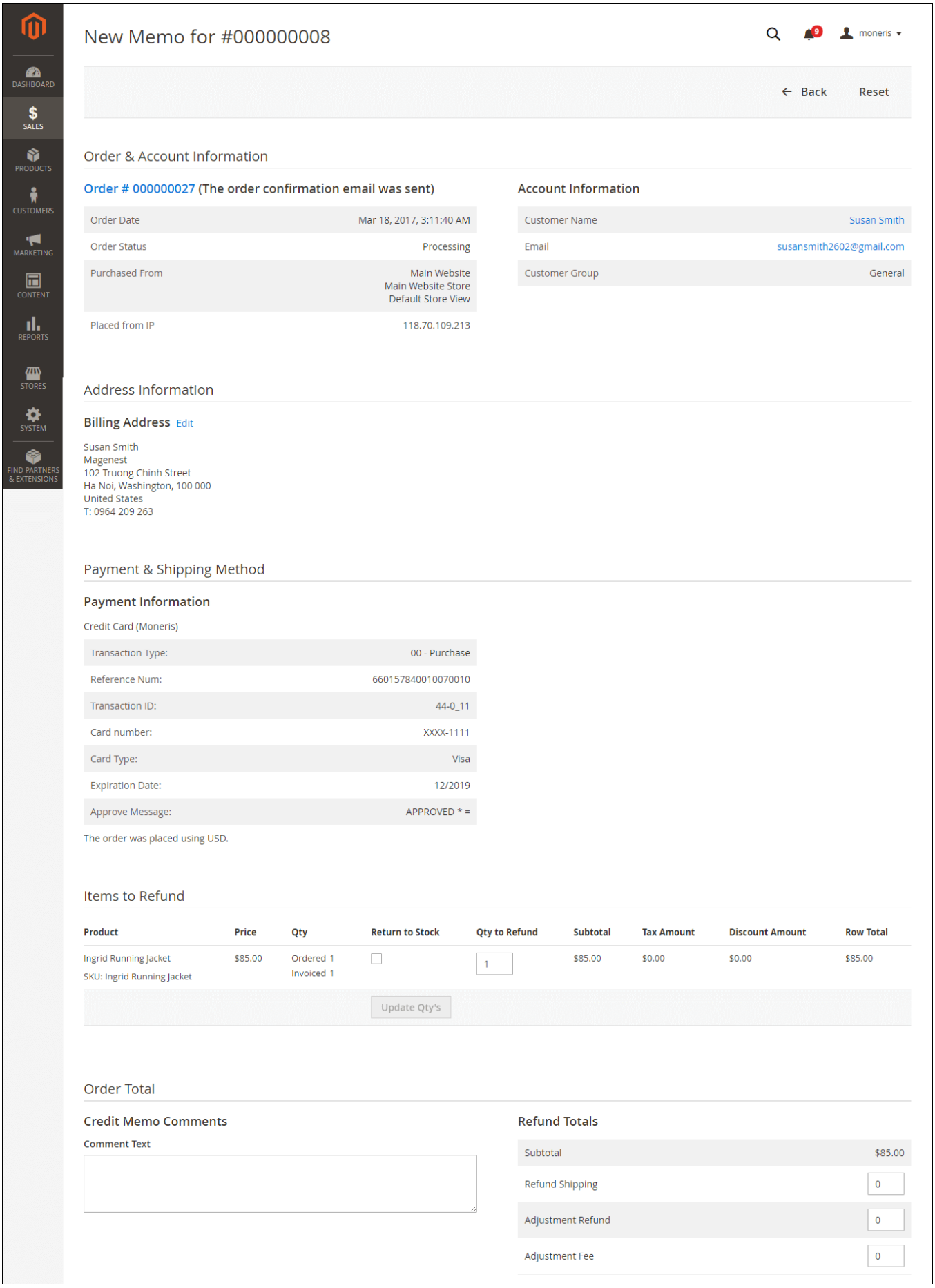

New Memo for #000000008

moneris

← Back Reset

Order & Account Information

Order # 000000027 (The order confirmation email was sent)

Order Date	Mar 18, 2017, 3:11:40 AM
Order Status	Processing
Purchased From	Main Website Main Website Store Default Store View
Placed from IP	118.70.109.213

Account Information

Customer Name	Susan Smith
Email	susansmith2602@gmail.com
Customer Group	General

Address Information

Billing Address Edit

Susan Smith
Magenest
102 Truong Chinh Street
Ha Noi, Washington, 100 000
United States
T: 0964 209 263

Payment & Shipping Method

Payment Information

Credit Card (Moneris)

Transaction Type:	00 - Purchase
Reference Num:	660157840010070010
Transaction ID:	44-0_11
Card number:	XXXX-1111
Card Type:	Visa
Expiration Date:	12/2019
Approve Message:	APPROVED * =

The order was placed using USD.

Items to Refund

Product	Price	Qty	Return to Stock	Qty to Refund	Subtotal	Tax Amount	Discount Amount	Row Total
Ingrid Running Jacket SKU: Ingrid Running Jacket	$85.00	Ordered 1 Invoiced 1	☐	1	$85.00	$0.00	$0.00	$85.00

Update Qty's

Order Total

Credit Memo Comments

Comment Text

Refund Totals

Subtotal	$85.00
Refund Shipping	0
Adjustment Refund	0
Adjustment Fee	0

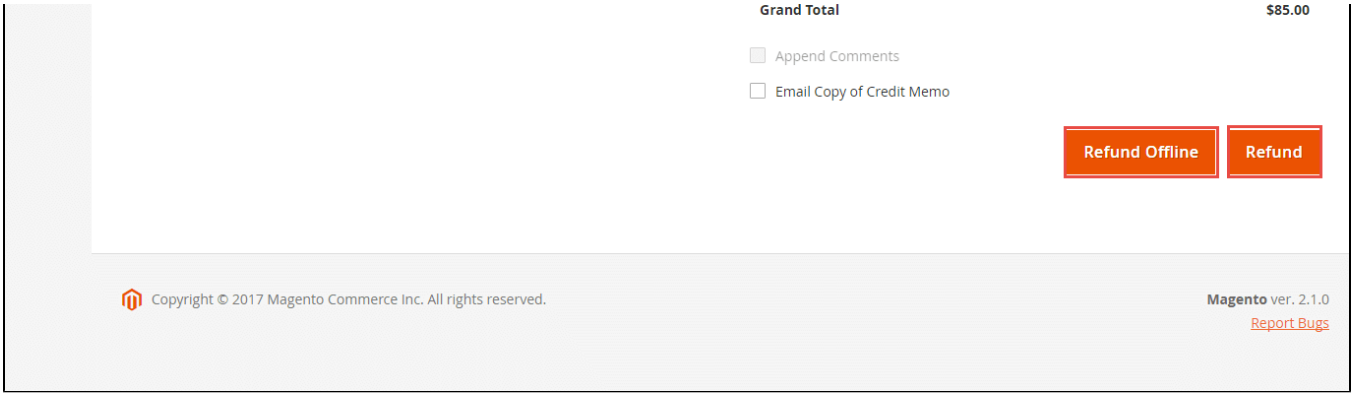

Update

- When a new update is available, we will provide you with a new package containing our updated extension.
- You will have to delete the module directory and repeat the installing steps above.
- Flush the config cache. Your store and newly installed module should be working as expected.

Support

- We will reply to support requests within **2 business days**.
- We will offer **lifetime free update and 6-month free support for all of our paid products**. Support includes answering questions related to our products, bug/error fixing to make sure our products fit well in your site exactly like our demo.
- Support **DOES NOT** include other series such as customizing our products, installation and uninstallation service.

Once again, thank you for purchasing our extension. If you have any questions relating to this extension, do not hesitate to contact us for support.