

Magenest Facebook Livestream Integration extension - User Guide

Thank you for purchasing our extension. If you have any questions that are beyond the scope of this document, do not hesitate to leave us an email via support@magenest.com

By: Magenest | Support Portal: <https://servicedesk.izysync.com/servicedesk/customer/portal/160>

- 1 Introduction
- 2 Highlight Features
- 3 Requirement
- 4 Connect your Magento website with Facebook Messenger
- 5 Configuration
- 6 Streaming Session
 - 6.1 Create a Streaming Session
 - 6.2 Manage Streaming Session
- 7 Streaming Subscriber
- 8 Report
- 9 Storefront
- 10 Update
- 11 Support

Introduction

In the competition between businesses these days, Live-streaming may be a key trend to make the difference. There is an increasing range of brands and people trying the streaming platform in efforts to boost reach and get audience engagement. Magenest Facebook Livestream Integration is a well-developed tool to improve your site's interaction, reach the targeted customer, and upgrade your business from other traditional marketing campaigns.



Highlight Features

- **[NEW]** Allow customer to share live stream to other social networks
- **[NEW]** Email notifications to customer who subscribed for incoming live stream session
- Integrate your Facebook live stream session to your Magento site
- Synchronize customers' comments on your live stream on Facebook to your site
- Schedule a streaming session from your Magento backend
- Offer coupon codes to customers who join the session
- Allow customers to directly add products to cart
- Receive a report of the streaming session's performance

Requirement

Your store should be running on **Magento Community Edition version 2.2.x, 2.3.x, 2.4.x**

Connect your Magento website with Facebook Messenger

+ Requirement

★ You would need a Facebook Page. Please navigate here to create a Facebook Page <https://www.facebook.com/pages/create>

+ Then follow these steps to generate a Facebook Token for the connection:

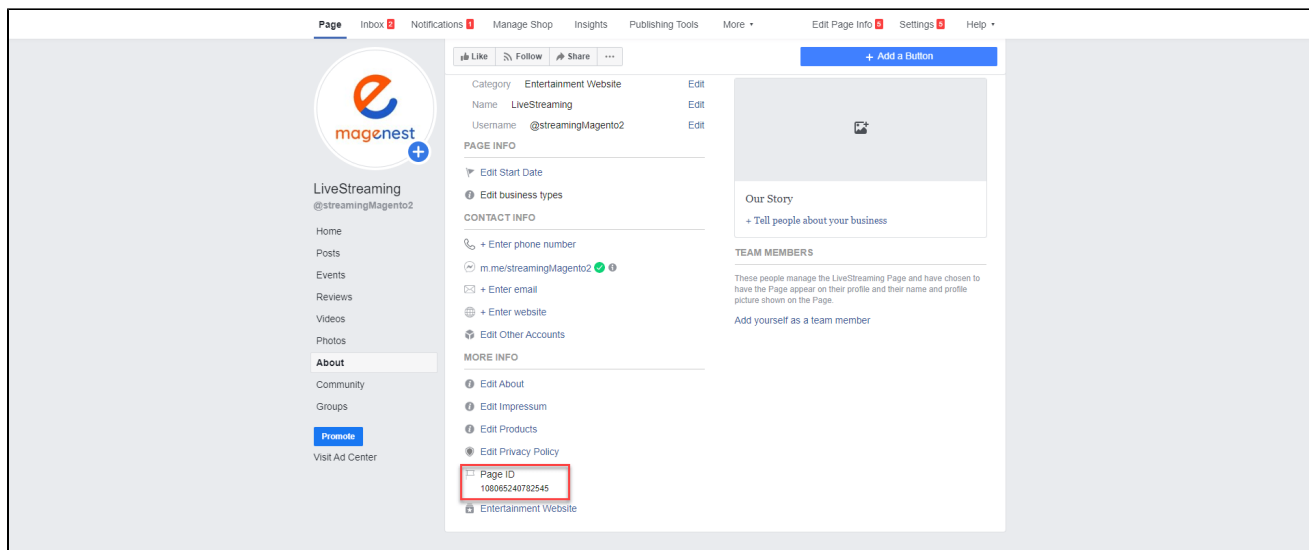
- On the Admin sidebar, go to **Store > Configuration > Magenest > Facebook Live Streaming**, you will see 2 required fields for the Facebook - Magento connection, Page ID and Permanent Page Access Token

The screenshot shows the Magento Admin Configuration page for the 'Facebook Live Streaming' section. The left sidebar contains navigation links: DASHBOARD, CATALOG, MARKETING, CONTENT, STREAMING, and SYSTEM. The 'STREAMING' section is expanded, showing 'Facebook Live Streaming' and 'DOTDIGITAL'. The main content area is titled 'Configuration' and includes a 'Scope' dropdown set to 'Default Config' and a 'Save Config' button. The 'Facebook Live Streaming' section is expanded, showing the following fields:

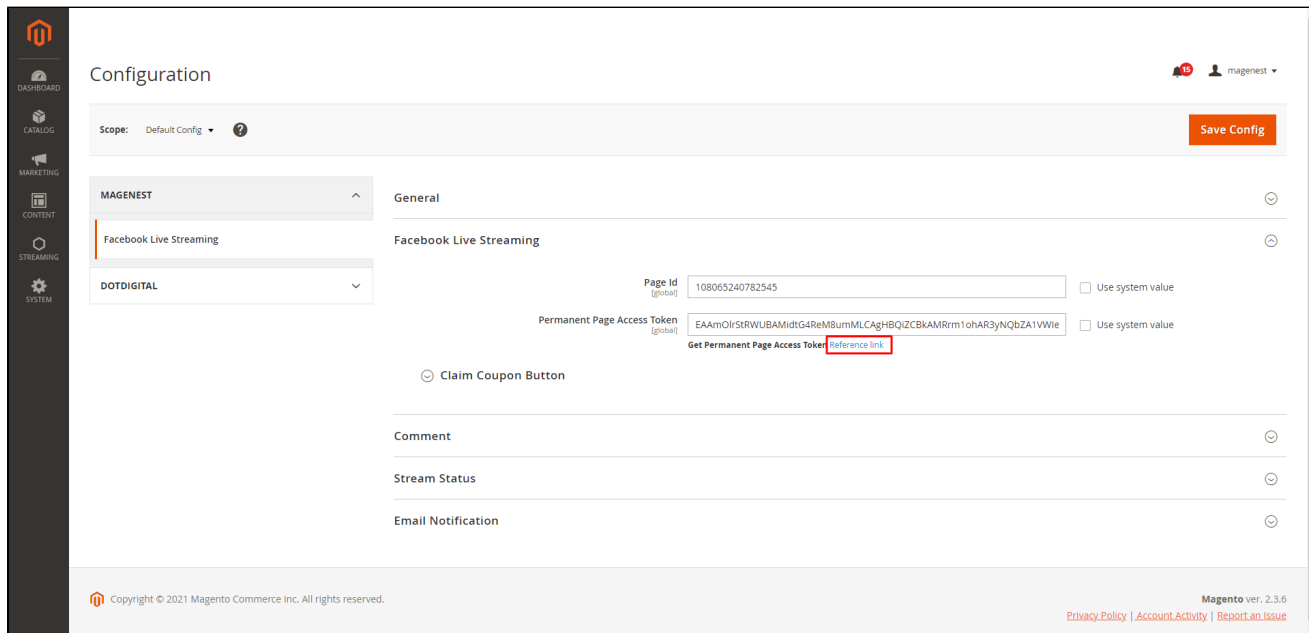
- Page Id** (global): 108065240782545. There is a checkbox for 'Use system value'.
- Permanent Page Access Token** (global): EAAmOlrStrWUBAMidG4ReM8umMLCagHBQ/ZCBkAMRrm1ohAR3yNQbZA1VWtE. There is a checkbox for 'Use system value' and a link 'Get Permanent Page Access Token Reference link'.
- Claim Coupon Button**: A toggle switch.
- Comment**: A text input field.
- Stream Status**: A text input field.
- Email Notification**: A text input field.

The footer of the page shows 'Copyright © 2021 Magento Commerce Inc. All rights reserved.' and 'Magento ver: 2.3.6'. There are also links for 'Privacy Policy', 'Account Activity', and 'Report an Issue'.

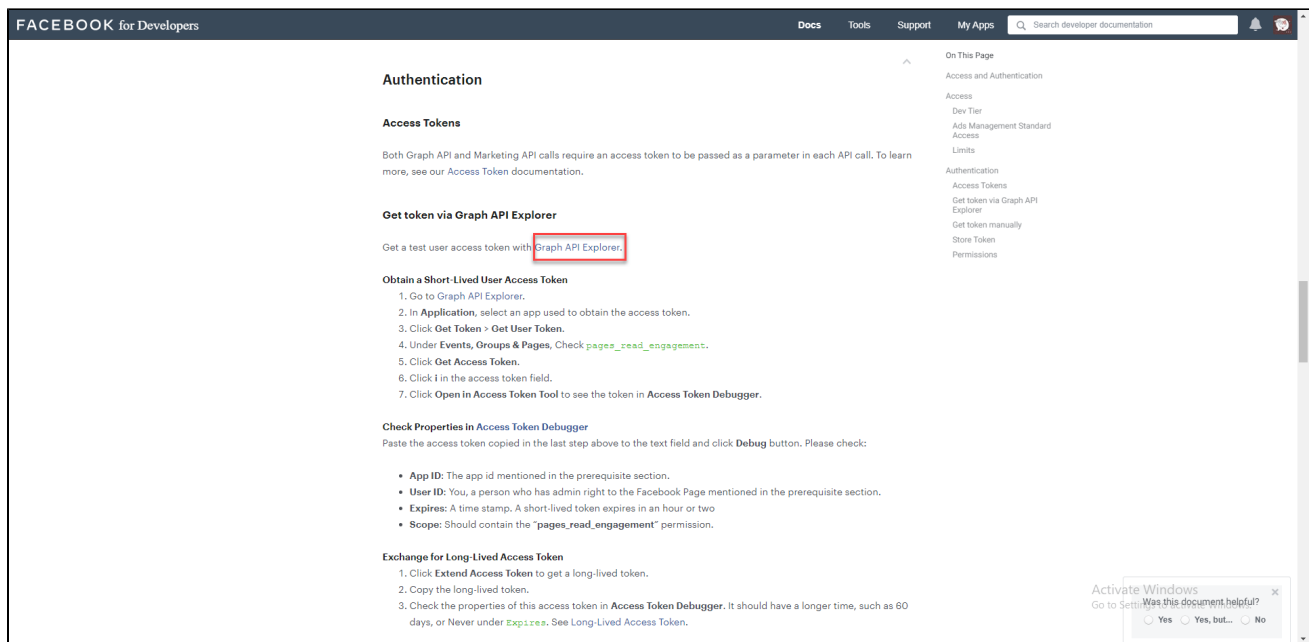
- To get the Page ID, on your Facebook page, go to **About > Page ID > Copy**



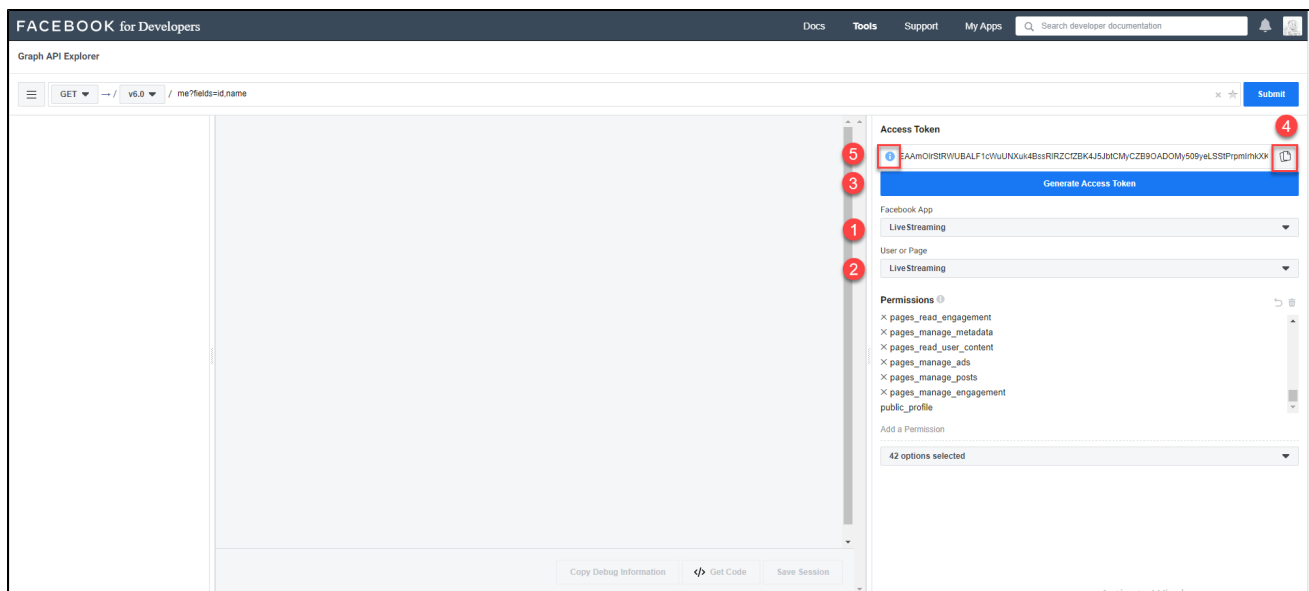
- Paste the Page ID from the 2nd step to the Page ID field, then click on [Reference Link](#) to get the Access Token



- You will be redirected to Facebook Developer page, scroll down to see the **Get Token via Graph API Explorer** section and click on **Graph API Explorer**



- You will be redirected to a page to generate a Token. Please follow the image below to click on the button in the instructed order and select the demonstrated option.



- After clicking on the More information icon, you will see a popup. Click on **Open in Access Token Tool**

FACEBOOK for Developers Docs Tools Support My Apps Search developer documentation

Graph API Explorer

GET → /me?fields=id,name Submit

Access Token Info

App	269005271788869 : LiveStreaming
User	189130622497359 : Nuguri Nguyễn
Valid	True
Expiration Time	1594810800 (Wed Jul 15 2020 18:00:00 GMT+0700 (Indochina Time))
Scopes	user_birthday, user_hometown, user_location, user_likes, user_events, user_photos, user_videos, user_friends, user_status, user_tagged_places, user_posts, user_gender, user_link, user_age_range, email, read_insights, publish_video, catalog_management, pages_manage_ckpt, pages_manage_instant_articles, pages_show_bot_read_page_mailboxes, ads_management, ads_read, business_management, pages_messaging, pages_messaging_phone_number, pages_messaging_subscriptions, instagram_basic, instagram_manage_comments, instagram_manage_insights, publish_to_groups, groups_access_member_info, leads_retrieval, whatsapp_business_management, attribution_read, pages_read_engagement, pages_manage_metadata, pages_read_user_content, pages_manage_ads, pages_manage_posts, pages_manage_engagement, public_profile, basic_info
Graph Domain	Facebook

Open in Access Token Tool

Access Token

EAAmOrsRWUBAChedZBMdgjRlDc4HvQ0w1v7Q2eYfYnCrYK3m3ctLz3JqV7p6ZmyZBh67TXi

Generate Access Token

Facebook App

LiveStreaming

User or Page

User Token

Permissions

- × pages_read_engagement
- × pages_manage_metadata
- × pages_read_user_content
- × pages_manage_ads
- × pages_manage_posts
- × pages_manage_engagement
- public_profile

Add a Permission

42 options selected

Copy Debug Information Get Code Save Session

Activate Windows
Go to Settings to activate Windows.

- Scroll down and click on the **Extend Access Token** to get the **Permanent Access Token**.

FACEBOOK for Developers Products Programs Docs More My Apps Search

business_management	Applies to all objects
pages_messaging	Applies to all objects
pages_messaging_phone_number	Applies to all objects
pages_messaging_subscriptions	Applies to all objects
instagram_basic	Applies to all objects
instagram_manage_comments	Applies to all objects
instagram_manage_insights	Applies to all objects
publish_to_groups	Applies to all objects
groups_access_member_info	Applies to all objects
leads_retrieval	Applies to all objects
whatsapp_business_management	Applies to all objects
attribution_read	Applies to all objects
pages_read_engagement	108065240782545 : LiveStreaming
pages_manage_metadata	108065240782545 : LiveStreaming
pages_read_user_content	108065240782545 : LiveStreaming
pages_manage_ads	108065240782545 : LiveStreaming
pages_manage_posts	108065240782545 : LiveStreaming
pages_manage_engagement	108065240782545 : LiveStreaming

Extend Access Token

Activate Windows
Go to Settings to activate Windows.

- Click on **Debug**

FACEBOOK for Developers

Products Programs Docs More My Apps

Permissions	Applied to all objects
instagram_manage_comments	Applies to all objects
instagram_manage_insights	Applies to all objects
publish_to_groups	Applies to all objects
groups_access_member_info	Applies to all objects
leads_retrieval	Applies to all objects
whatsapp_business_management	Applies to all objects
attribution_read	Applies to all objects
pages_read_engagement	108065240782545 : LiveStreaming
pages_manage_metadata	108065240782545 : LiveStreaming
pages_read_user_content	108065240782545 : LiveStreaming
pages_manage_ads	108065240782545 : LiveStreaming
pages_manage_posts	108065240782545 : LiveStreaming
pages_manage_engagement	108065240782545 : LiveStreaming

Extend Access Token

This new long-lived access token will never expire:

`EAAm01z5tRWUBAfp3m5jz8MBLqjVhshn1gm2e0ZBd1C58VXBPMFAH2CeaagWd3j4HEMO21sp3My0CE2Mz2C7...`

Debug

Activate Windows
Go to Settings to activate Windows.

- Copy the Permanent Access Token and paste it to your Magento configuration

FACEBOOK for Developers

Products Programs Docs More My Apps

New Facebook Platform Terms and Developer Policies take effect on August 31, 2020. [Learn More](#)

Access Token Debugger

Sharing Debugger Batch Invalidator Access Token

API Version: v7.0

`EAAm01z5tRWUBAfp3m5jz8MBLqjVhshn1gm2e0ZBd1C58VXBPMFAH2CeaagWd3j4HEMO21sp3My0CE2Mz2C7...`

Access Token Info

App ID	2690052717888869 : LiveStreaming
Type	User
App-Scoped User ID	189130622497359 : Nguyên Nguyễn
Learn More	User last installed this app via API N/A
Issued	1581995339 (about 5 months ago)
Expires	Never
Data Access Expires	1602581011 (in about 3 months)
Valid	True
Origin	Web
Scopes	user_birthday, user_hometown, user_location, user_likes, user_events, user_photos, user_videos, user_friends, user_status, user_tagged_places, user_posts, user_gender, user_link, user_age_range, email_read_insights, publish_video, catalog_management, pages_manage_cta, pages_manage_instant_articles, pages_show_list, read_page_mailboxes, ads_management, ads_read, business_management, pages_messaging, pages_messaging_phone_number, pages_messaging_subscriptions, instagram_basic, instagram_manage_comments, instagram_manage_insights, publish_to_groups, groups_access_member_info, leads_retrieval, whatsapp_business_management, attribution_read, pages_read_engagement, pages_manage_metadata, pages_read_user_content, pages_manage_ads, pages_manage_posts, pages_manage_engagement, public_profile
Granular Scopes	
pages_manage_cta	Applies to all objects
pages_manage_instant_articles	Applies to all objects
pages_show_list	108065240782545 : LiveStreaming

Activate Windows
Go to Settings to activate Windows.

- After saving the configuration, please clear the cache of the below fields

Cache Management				
			Flush Cache Storage	Flush Magento Cache
Refresh	Submit	16 records found (2 selected)		
Cache Type	Description	Tags	Status	
<input checked="" type="checkbox"/> Configuration	Various XML configurations that were collected across modules and merged	CONFIG	ENABLED	
<input type="checkbox"/> Layouts	Layout building instructions	LAYOUT_GENERAL_CACHE_TAG	ENABLED	
<input type="checkbox"/> Blocks HTML output	Page blocks HTML	BLOCK_HTML	ENABLED	
<input type="checkbox"/> Collections Data	Collection data files	COLLECTION_DATA	ENABLED	
<input type="checkbox"/> Reflection Data	API interfaces reflection data	REFLECTION	ENABLED	
<input type="checkbox"/> Database DDL operations	Results of DDL queries, such as describing tables or indexes	DB_DDL	ENABLED	
<input type="checkbox"/> Compiled Config	Compilation configuration	COMPILED_CONFIG	ENABLED	
<input type="checkbox"/> EAV types and attributes	Entity types declaration cache	EAV	ENABLED	
<input type="checkbox"/> Customer Notification	Customer Notification	CUSTOMER_NOTIFICATION	ENABLED	
<input type="checkbox"/> Integrations Configuration	Integration configuration file	INTEGRATION	ENABLED	
<input type="checkbox"/> Integrations API Configuration	Integrations API configuration file	INTEGRATION_API_CONFIG	ENABLED	
<input type="checkbox"/> Google Product Cache	Caches products data not to do additional requests to Google service	GOOGLE_PRODUCT	ENABLED	
<input checked="" type="checkbox"/> Page Cache	Full page caching	FPC	ENABLED	
<input type="checkbox"/> Web Services Configuration	REST and SOAP configurations, generated WSDL file	WEBSERVICE	ENABLED	
<input type="checkbox"/> Translations	Translation files	TRANSLATE	ENABLED	

Configuration

To configure the Facebook Livestream integration extension, on the Admin sidebar: **Streaming - Configuration**

+ General

- **Enable:** Choose Yes to enable the module on your site
- **Enable Header Link:** Choose Yes to enable
- **Header Link Text:** Choose Yes to enable
- **Streaming Page Link:** Change live stream page link
- **Live Streaming Page:** This field is auto-fill after you save the Access Token
- **Highlight Time (in seconds):** Time interval for changing product highlight in streaming product widget
- **Show Viewer Count:** Show viewer count or not in streaming page

Configuration	
Scope: Default Config	Save Config
MAGENEST	General
Facebook Live Streaming	
DOTDIGITAL	
Enable	Yes <input type="checkbox"/> Use system value
Enable Header Link	Yes <input type="checkbox"/> Use system value
Header Link Text	LIVE NOW! <input type="checkbox"/> Use system value
Streaming Page Link	streaming <input checked="" type="checkbox"/> Use system value
Live Streaming Page	https://livestream.izsync.com/streaming/
Highlight Time (in seconds)	25
Show Viewer Count	Yes <input checked="" type="checkbox"/> Use system value

+ Facebook Live Streaming > Claim Coupon Button

- **Coupon Text:** Enter the Coupon content

- **Coupon Color:** Setup for claim coupon button color
- **Text Size:** Enter a text size.
- **Allow Guest Claim Coupon:** Choose Yes to allow audience guest to claim coupon

Facebook Live Streaming

Page Id

108065240782545

Use system value

Permanent Page Access Token

EAAmOIrStRWUBAJLX4LuDrWT9dmdO2lhBjekQIm51VarXBxsBECBj4jZBcHZAAIxSD

Use system value

Get Permanent Page Access Token

[Reference link](#)

Claim Coupon Button

Coupon Text

Взemi 15% отстъпка CEFA

Use system value

Coupon Color

#FFFFFF

Use system value

Text Size

15

Use system value

Allow Guest Claim Coupon

Yes

Use system value

 Comment

- **Allow Guest Post Comment:** Choose **Yes** to allow guest customer to leave a comment
- **Allow Fetch Comments to Website:** Choose **Yes** to enable
- **Fetch comments per millisecond:** Set the delay time to fetch new comments
- **Number of comments per fetch:** Set a number of comments for a fetch

Comment

Allow Guest Post Comment
[global]

Yes

☐ Use system value

Allow Fetch Comments to Website
[global]

Yes

☒ Use system value

Fetch Comments per Millisecond
[global]

5000

☐ Use system value

Number of Comments per Fetch
[global]

10

☐ Use system value

Time Interval to Fetch Live Comments
[global]

| | | | |
| | | +---- Day of the Week (0 - 6; Sunday to Saturday.)
| | +----- Month (1 - 12)
| | +----- Day of the Month (1 - 31)
| | +----- Hour (0 - 23)
+----- Minute (0 - 59)

☒ Use system value

Example: 1 1 * * * - At 01:01am every day. Try out cron expressions - [here](#)
Specify the interval that pull comment from Facebook. Please check your api call limit of Facebook application for suitable interval period.

Stream Status

- **Allow Update Facebook Live Status:** Automatically check if there is any active live stream in Facebook
- **Time Interval for Fetch Live Status:** Using for cron job

Email Notification

- **Show Subscriber Option:** Show subscriber block in stream waiting page, allow customer to subscribe for stream notification
- **Email Sender:** Email sender to send email notification
- **Email Template:** Template for email
- **Time Send Before:** Specify time to send notification, before the live stream start
- **Allow Send Email Continuously:** Continuously send notification for next live stream session, not only the current session when subscribed

Stream Status

Allow Update Facebook Live Status

[global]

Yes

Use system value

Time Interval for Fetch Live Status

[global]

Day of the Week (0 - 6; Sunday to Saturday.)

Month (1 - 12)

Day of the Month (1 - 31)

Hour (0 - 23)

Minute (0 - 59)

Example: 1 1 * * * * - At 01:01am every day. Try out cron expressions - [here](#)

Specify the interval that pull comment from Facebook. Please check your api call limit of Facebook application for suitable interval period.

Use system value

Email Notification

Show Subscriber Option

[global]

Yes

Use system value

Enable option to display subscriber block and send email for subscriber when streaming is live. If this option is turn off, subscriber will no longer receive notification email.

Email Sender

[global]

General Contact

Use system value

Email Template

[global]

Notify streaming (Default)

Use system value

Time Send Before

[global]

5

Use system value

Time send email before streaming started in minutes

Allow Send Email Continuously

[global]

Yes

Use system value

Allow continuing to send an email reminder for upcoming sessions.

Streaming Session

Create a Streaming Session

+ In order to add products to a Streaming Session, you would need to create a **Streaming Widget** first.

Go to **Content > Elements > Widget > Add Widget**

Dashboard

Catalog

Marketing

Content

Streaming

System

Widgets

Back

Reset

WIDGET

Settings

Settings

Type

Products Live Streaming List

Design Theme

Magento Luma

Continue

Copyright © 2021 Magento Commerce Inc. All rights reserved.

Magento ver. 2.3.6

[Privacy Policy](#)
[Account Activity](#)
[Report an Issue](#)

- **Type:** Products Live Streaming List
- **Design Theme:** Select your theme

After clicking on **Continue**, you will be able to configure the widget

+ **Storefront Properties**

DASHBOARD

CATALOG

MARKETING

CONTENT

STREAMING

SYSTEM

Widgets

WIDGET

Storefront Properties

Widget Options

Storefront Properties

TypeProducts Live Streaming List

Design Package/ThemeMagento Luma

Widget Title

Assign to Store Views

All Store ViewsMain WebsiteMain Website StoreDefault Store View

Sort Order

Sort Order of widget instances in the same container

Layout Updates

Add Layout Update

BackResetSave and Continue EditSave

Copyright © 2021 Magento Commerce Inc. All rights reserved.

Magento ver. 2.3.6
[Privacy Policy](#) | [Account Activity](#) | [Report an Issue](#)

- **Widget Title:** Add the title for the streamed product widget
- **Assign to Store Views:** Select a store view

Widget Options

WIDGET

Storefront Properties

Widget Options

Widget Options

Title Summer Sale!

Display Page Control Yes

Number of Products per Page 5

Number of Products to Display 10

Cache Lifetime (Seconds) 5

Time in seconds between the widget updates.
If not set, equals to 86400 seconds (24 hours). To update widget instantly, go to Cache Management and clear Blocks HTML Output cache.
Widget will not show products that begin to match the specified conditions until cache is refreshed.

Product attributes to show

☒ Name
☒ Image
☒ Price

Buttons to show

☒ Add to Cart
☒ Add to Compare
☒ Add to Wishlist

Conditions If ALL of these conditions are TRUE :

Category is 20, 11

- ☐ Default Category (1181)
- ☐ What's New (0)
- ☒ Women (0)
 - ☐ Tops (784)
 - ☐ Bottoms (228)
- ☒ Men (0)
 - ☐ Tops (678)
 - ☐ Bottoms (304)
- ☐ Gear (46)
- ☐ Collections (13)
- ☐ Training (6)
- ☐ Promotions (0)
- ☐ Sale (0)

- **Title:** Add the title for the streamed product widget
- **Display Page Control:** Choose **Yes** to see the page control options
- **Number of Products per Page:** Set the number of products that will be displayed per page
- **Number of Products to Display:** Set the maximum number of products that could be displayed
- **Cache Lifetime (Seconds):** Set the time between widget updates
- **Product attributes to show:** Select the product information to be displayed. You can select more than one at a time
- **Buttons to show:** Select Call-to-action buttons for customers. You can select more than one buttons at a time
- **Condition:** Choose the conditions of the products displayed in the widget. (E.g: You could select Category and choose product categories you want to show during the stream)

Manage Streaming Session

[+ Go to Streaming > Streaming Session > Create New Session](#)

DASHBOARD

CATALOG

MARKETING

CONTENT

STREAMING

SYSTEM

New Streaming Session

magenest

[Back](#)
[Delete](#)
[Save and Continue Edit](#)
[Save](#)

Streaming Information

Session Name *

Live Status

Scheduled Pending

Product Widget

-- Please Select --

Highlight Product Time (in seconds)

25

Start Time *

End Time

Description

Pre-Session Image

Upload

Select from Gallery

Maximum file size: 4 MB. Allowed file types: JPG, GIF, PNG.

Browse to find or drag image here

Coupon Code

Shopping Cart Price Rule

--Please Select--

[Edit Rule](#)
[Create New Rule](#)

A cart price rule using for get or generate coupon code when viewers click claim coupon. Each session should have a unique coupon code. In case a code is applied for many sessions, the generated orders will be counted for the newest session

Stream Popup

Enable Subscribe

No

Time of Appearance *	Set Timeout on Subscribe *	Actions
<div>Add Record</div>		

Enable Notification

No

Time of Appearance *	Set Timeout on Notification *	Content	Actions
<div>Add Record</div>			

Copyright © 2021 Magento Commerce Inc. All rights reserved.

Magento ver. 2.3.6

[Privacy Policy](#)
[Account Activity](#)
[Report an Issue](#)

- **Session Name:** Enter a name for the streaming session
- **Product Widget:** Select the widget you've set in the previous step
- **Highlight Product Time:** For auto change product highlight in product widget, specific for each session. If empty, general configuration will be used instead.
- **Start time:** Select the start time of the session. You can set the time up to the second scale
- **End time:** Select the end time of the session. You can set the time up to the second scale
- **Description:** Write a session description
- **Pre session image:** Choose an image to display before the session starts. **Note:** Maximum file size: 2 MB. Allowed file types: JPG, GIF, PNG.
- **Shopping Cart Price Rule:** Select a suitable cart price rule if you're offering coupon codes to your customers
- **Stream Popup:** Switch to **Enable** if you want to display Popup during the session. You can set when this popup is shown after the live start in mm:ss

★ There are two kinds of **Stream Popup**:

- **Subscriber Popup:** to push customer subscribe newsletter
- **Notification:** specific your own notification

Streaming Subscriber

Manage list of subscribers in your store, admin can delete or unsubscribe each customer. Customers cannot unsubscribe from their customer dashboard.

The screenshot shows the 'Streaming Subscriber' management interface in the Magento admin panel. On the left is a vertical sidebar with navigation links: DASHBOARD, SALES, CATALOG, CUSTOMERS, MARKETING, CONTENT, REPORTS, STORES, and STREAMING. The main content area has a header with the title 'Streaming Subscriber', a search icon, a notification bell with a red '1', and a user profile 'chang'. Below the header, there's a 'Filters' button, a 'Default View' dropdown, and an 'Export' dropdown. A table shows 1 record found. The table has columns for 'ID' and 'Email', and a 'Status' column. The single record has ID '1', Email 'test@abc.com', and Status 'Subscribed'. At the bottom, there's a footer with copyright information and links for Privacy Policy, Account Activity, and Report an Issue.

ID	Email	Status
1	test@abc.com	Subscribed

Report

On the Magento backend, you will receive a report on the session's effectiveness and performance. Go to **Streaming > Streaming Report**.

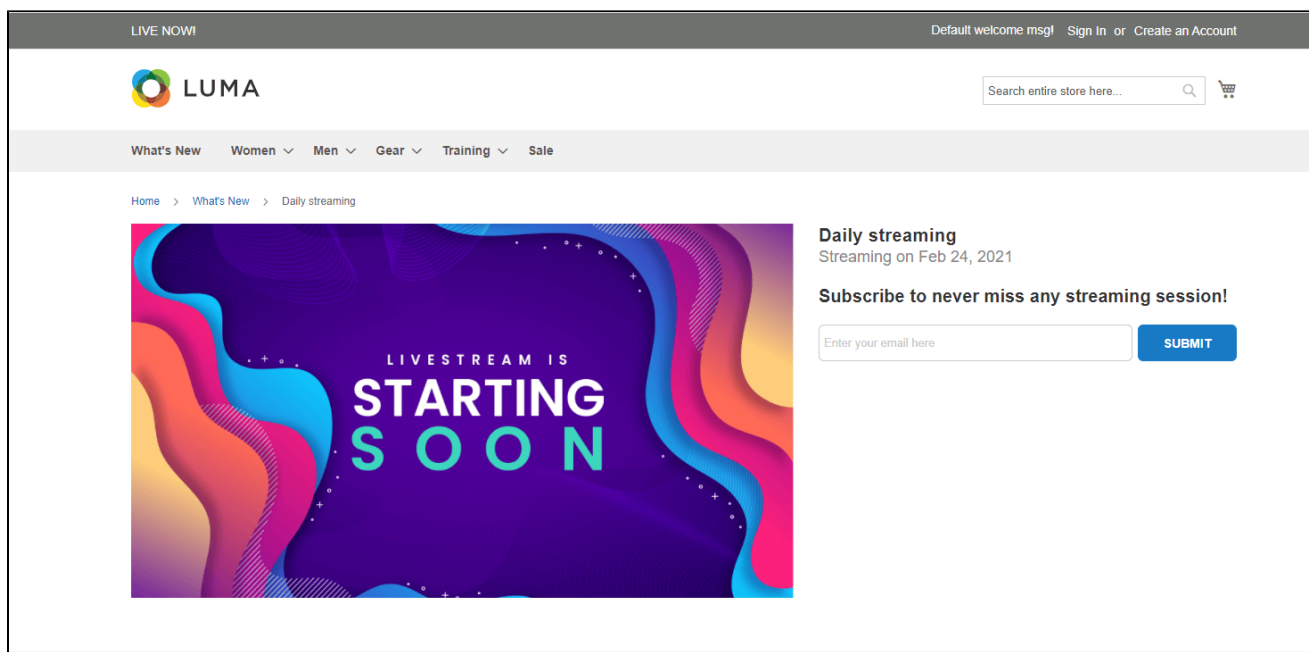
You will see your total audience, and know how many products sold during the stream, how many coupons were claimed and used.

The screenshot shows the 'Stream Report' page in the Magento admin panel. The sidebar is the same as the previous page. The main content area has a header with the title 'Stream Report', a search icon, a notification bell with a red '1', and a user profile 'admin'. Below the header, there's a yellow banner with a message: 'It's time to change your password.' Below the banner, there's a date range selector with 'From: 07/8/2020' and 'To: 07/23/2020', a 'Show By: Day' dropdown, and a 'Refresh' button. To the right, there's an 'Export to: CSV' dropdown and an 'Export' button. Below this, there's a table with 6 columns: Interval, Stream Session, Total Views, Total Buys, Total Coupon Claim, and Total Coupon Used. The table has 3 rows: a header row, a data row for '7/17/20' with 'My Streaming Session 101', and a 'Total' row.

Interval	Stream Session	Total Views	Total Buys	Total Coupon Claim	Total Coupon Used
7/17/20	My Streaming Session 101	7	0	3	0
Total		7	0	3	0

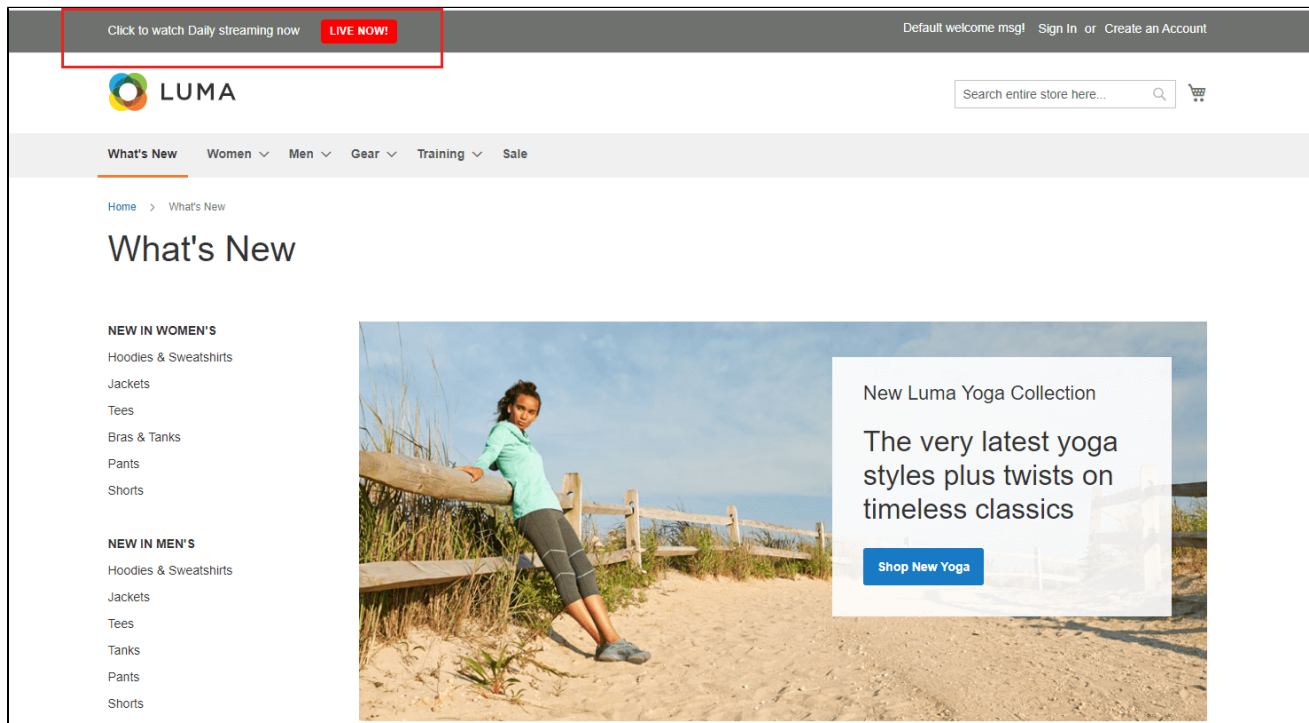
Storefront

Subscribe for stream notifications via email: Customer can subscribe to receive email notifications from website whenever a live stream is starting or before a period of time.

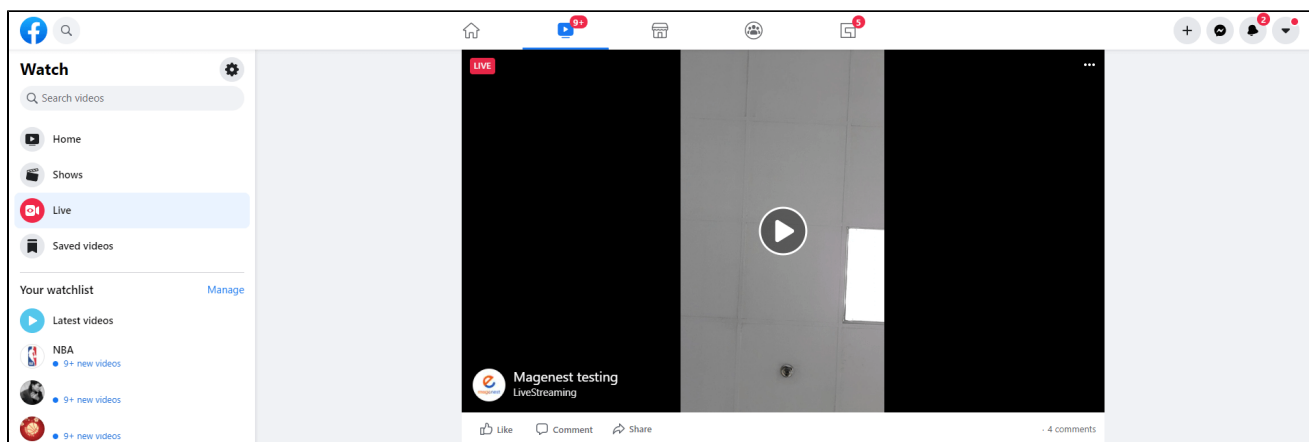
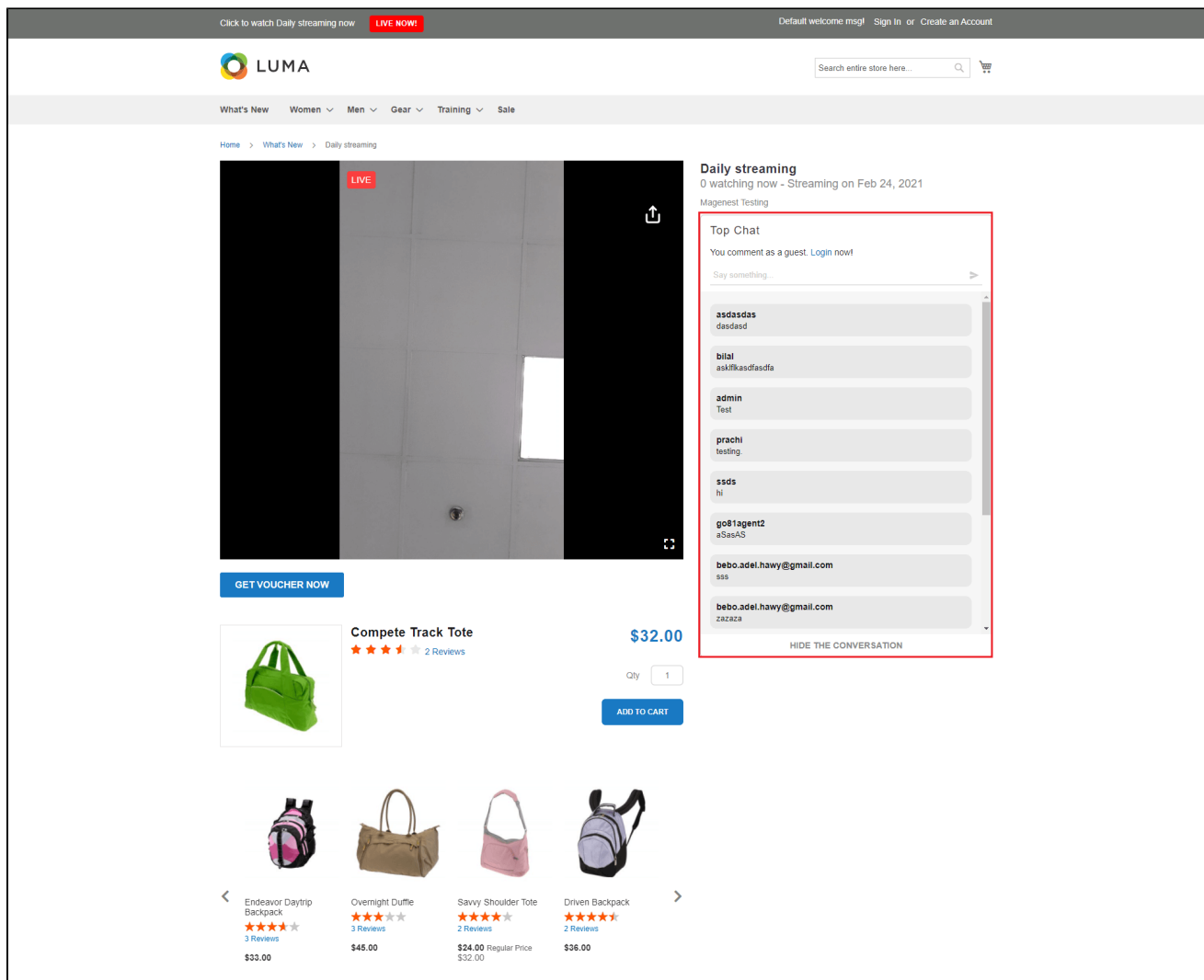


+ Customers will be able to leave comments both on your Store's stream and on your Facebook's stream. The comments your customers leave on Facebook will also be synced to the session on your Magento Store

- When the session starts, notification will display on your site



- Livestream will be streamed on both your store and Facebook at the same time



- When a customer leaves a comment from Facebook, it will be synced to store

Click to watch Daily streaming now

LIVE NOW!

Default welcome msg! Sign In or Create an Account

Search entire store here...

What's NewWomenMenGearTrainingSale

Home > What's New > Daily streaming

LIVE

Share icon

GET VOUCHER NOW

Compete Track Tote

★★★★☆ 2 Reviews

\$32.00

Qty 1

ADD TO CART

Endeavor Daytrip Backpack

★★★★☆ 3 Reviews

\$33.00

Overnight Duffie

★★★★☆ 3 Reviews

\$45.00

Savvy Shoulder Tote

★★★★☆ 2 Reviews

\$24.00 Regular Price \$32.00

Driven Backpack

★★★★☆ 2 Reviews

\$36.00

Daily streaming

0 watching now - Streaming on Feb 24, 2021

Mageneest Testing

Top Chat

You comment as a guest. [Login now!](#)

Say something...

asdasdas

dasdad

btal

askffasdfsdfa

admin

Test

prachi

testing

ssds

hi

go81agent2

aSasAS

bebo.adel.hawy@gmail.com

sss

bebo.adel.hawy@gmail.com

ZAE2B29

HIDE THE CONVERSATION

- When the customer clicks on the **Get Voucher Now** button, they will be able to claim the coupon code instantly.

Click to watch Daily streaming now

LIVE NOW!

Default welcome msg! Sign In or Create an Account

Search entire store here...

What's New

Women

Men

Gear

Training

Sale

Home > What's New > Daily streaming

LIVE

GET VOUCHER NOW

Your coupon is DAILYSALE. Expire Date: Oct 30, 2020

Wayfarer Messenger Bag

★★★★★ 1 3 Reviews

\$45.00

Qty 1

ADD TO CART

Endeavor Day/trip Backpack

★★★★★ 3 Reviews

\$33.00

Overnight Duffie

★★★★★ 3 Reviews

\$45.00

Savvy Shoulder Tote

★★★★★ 2 Reviews

\$24.00 Regular Price \$32.00

Driven Backpack

★★★★★ 2 Reviews

\$36.00

Daily streaming

0 watching now - Streaming on Feb 24, 2021

Mageneest Testing

Top Chat

You comment as a guest. [Login now!](#)

Say something...

asdasdas

dasdad

bitat

askfhasdfasdfa

admin

Test

prachi

testing

ssds

hi

go81agent2

aSasAS

bebo.adel.hawy@gmail.com

sss

bebo.adel.hawy@gmail.com

ZACB29

HIDE THE CONVERSATION

- Under the streaming session, customers will also see the product widget that you've configured. They will be able to directly add products to cart, be redirected to the product page, or add products to the wishlist.

Click to watch Daily streaming now

LIVE NOW!

Default welcome msg! Sign In or Create an Account

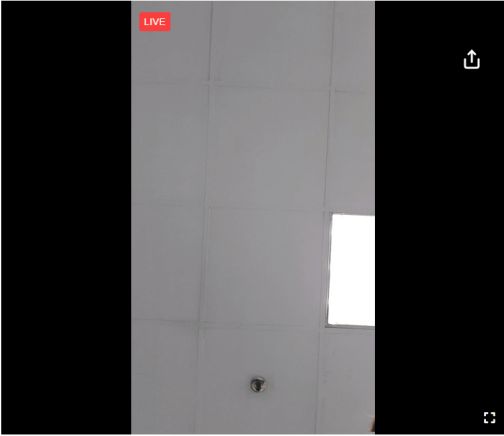
LUMA

Search entire store here...

What's NewWomenMenGearTrainingSale


Home > What's New > Daily streaming

LIVE



GET VOUCHER NOW

Your coupon is DAILYSALE. Expire Date: Oct 30, 2020




Wayfarer Messenger Bag

★★★★★ 1 Review

\$45.00

Qty 1


ADD TO CART



Endeavor Day/trip Backpack

★★★★★ 3 Reviews


\$33.00



Overnight Duffel

★★★★★ 3 Reviews


\$45.00



Savvy Shoulder Tote

★★★★★ 2 Reviews

\$24.00 Regular Price \$32.00



Driven Backpack

★★★★★ 2 Reviews

\$36.00

Daily streaming

0 watching now - Streaming on Feb 24, 2021

Mageneest Testing

Top Chat

You comment as a guest. [Login now!](#)

Say something...

asdasdas
dasdad

btat
askfhasdfasdfa

admin
Test

prachi
testing

ssds
hi

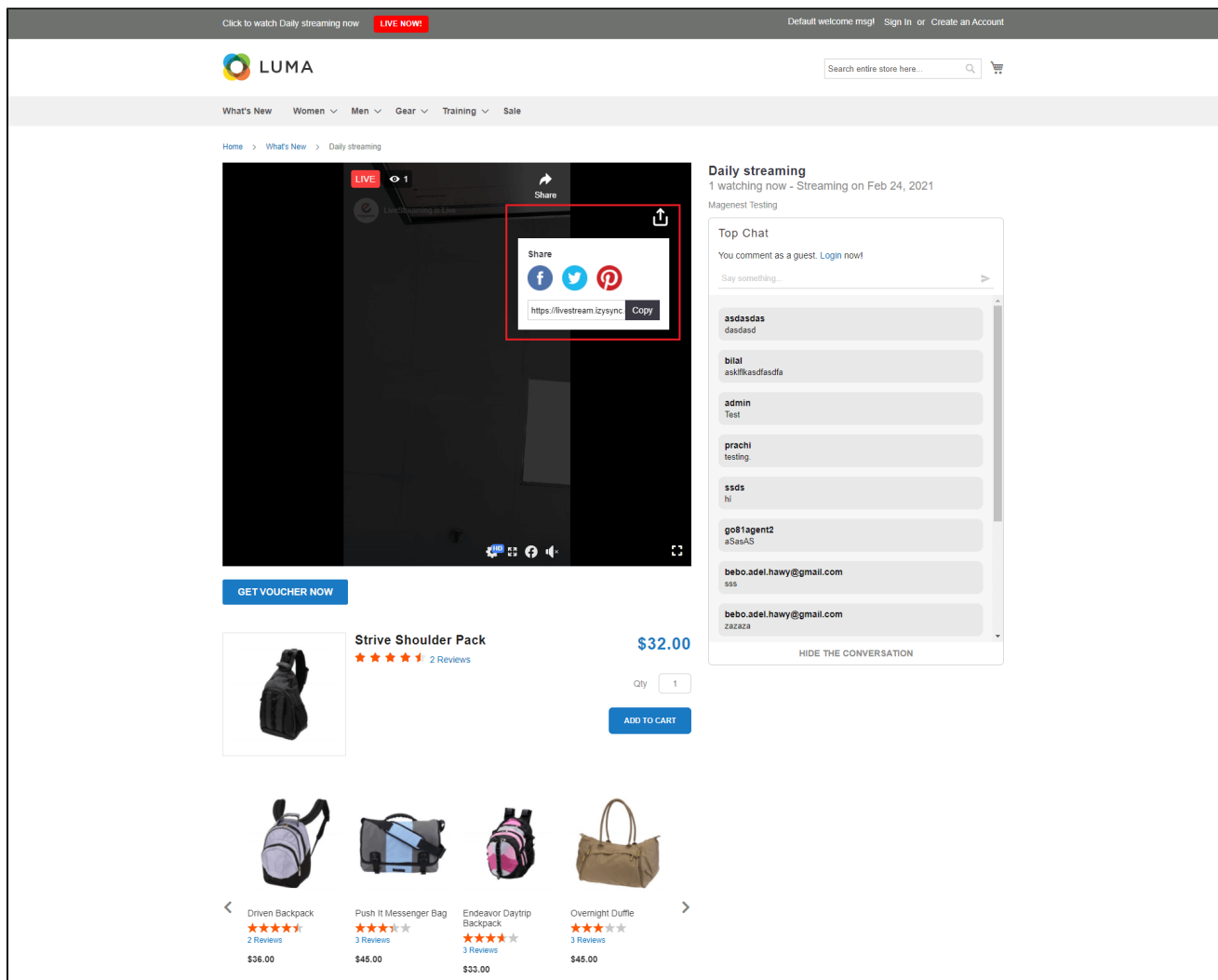
go81agent2
aSaasAS

bebo.adel.hawy@gmail.com
sss

bebo.adel.hawy@gmail.com
ZACB29

HIDE THE CONVERSATION

- Customer to share live stream to other social networks



Update

- When a new update is available, we will provide you with a new package containing our updated extension.
- You will have to delete the module directory and repeat the installation steps above.

Support

- We will reply to support requests within **2 business days**.
- We will offer a **lifetime free update and 6 months of free support for all of our paid products**. Support includes answering questions related to our products, bug/error fixing to make sure our products fit well in your site exactly like our demo.
- Support **DOES NOT** include other series such as customizing our products, installation, and uninstallation service.

Once again, thank you for purchasing our extension. If you have any questions relating to this extension, please do not hesitate to contact us for support.