

2. Product Labels User Guide

If you have any questions that are beyond the scope of this document, do not hesitate to leave us an email at support@magenest.com

By Magenest | Support Portal: <http://servicedesk.izysync.com/servicedesk/customer/portal/16>

- 1 [Introduction](#)
 - 1.1 [Features](#)
 - 1.2 [System Requirements](#)
- 2 [Configuration](#)
 - 2.1 [Product Label Grid](#)
 - 2.1.1 [General](#)
 - 2.1.2 [Condition](#)
 - 2.1.3 [Category Page View](#)
 - 2.1.4 [Product Page View](#)
- 3 [Front end Display](#)
 - 3.1 [On category page](#)
 - 3.2 [On the product page](#)
 - 3.3 [On the Cross sale page](#)
- 4 [Update](#)
- 5 [Support](#)

Introduction

You want to highlight your new arrival items, you desire to sell more on certain products by offering discount prices, or a particular holiday set needs to be outstanding on the ground. With this extension, you can easily place the tags such as "*new arrivals*", "*bestseller*" or "*50% off*" on your products to get customer attention. You are able to decide which place to stick the labels so that it's visually suitable with the product image and layout. This extension allows you to design your all tags based on a variety of available options. At the back end, you can set rules and conditions for your product labels such as the start and end date or the duration for the promotion applied.



Features

- Create an unlimited number of label rules
- Define conditions to trigger a label rule
- Support multiple store views/ Specify a store where a label rule can be applied
- Select customers' groups that can view rule-based labels
- Set rule expiry time
- Prioritize label rules when many rules are applied for the same product (s).
- Separate catalog and product view labels setup
- Add your own images for catalog and product labels
- Take advantage of nine predefined label positions: top-left, top-center, top-right, mid-left, mid-center, mid-right, bottom-left, bottom-center, and bottom-right
- Support multiple labels on product pages
- Disable catalog and/or product labels when needed

System Requirements

Your store should be running on **Magento Community Edition 2.3.x, 2.4.x**

Configuration

Product Label Grid

To create labels please go to **Admin Panel > Catalog > Magenest Product Label > Product Label Manage**

+ Condition

Select the conditions for the label

- **Set Specific Active Time:** Set the label start and end time
- **Apply For Product:** You can choose from All, New, On Sale, or Best Seller

ID	Name	Description
1	All	Apply labels on all products that satisfy the condition you have set
2	New	Apply all products that satisfy the condition you have set and are new products (fill in the product's "Set Product as New From" field)
3	On Sale	Applies to products that satisfy the label requirements and that qualify as a product being on sale (products with special prices set in a specific product or creating discount rules for each category)
4	Best Seller	Apply to products that satisfy the conditions of the label and are the best seller

New Label

← Back Delete Save and Continue Edit

LABEL INFORMATION

General /

Conditions /

Category Page View

Product Page View

Conditions

Conditions (add conditions to select all products which satisfy the rule)

If ALL of these conditions are TRUE:

Category is 3

Set Specific Active Time Yes

From 01/20/2021

To 01/20/2021

Apply For Product

All

New

On Sale

Best Seller

Copyright © 2021 Magento Commerce Inc. All rights reserved.

Privacy Policy | Account Activity |

⚠ Note:

- For **New** label, you can only specify products with the start and end dates of the new products set.

To enable the New attribute option, go to **Catalog > Product > Edit/Add Product**.

On the **Product Detail Page**, set the start and end date for the new product

Set Product as New From [website]

From 01/20/2021

To 01/20/2021

- For **On Sale** label, you can only assign to products that have **Advanced Pricing** or are applied **Catalog Price Rule**.

To set up Advanced Pricing, go to **Catalog > Product > Edit/Add Product**.

On the **Product Detail Page**, select **Advanced Pricing** and enter the discounted price accordingly.

JO

So

Advanced Pricing

×

Done

Special Price

[global]

\$ 20

Special Price From

[website]

To

Cost

[global]

\$

Customer Group Price

Website	Customer Group	Quantity *	Price
<div>Add</div>			

Minimum Advertised Price

[global]

\$

Display Actual Price

[website]

Use config

▼

Or you can create discount rules in **Marketing > Catalog Price Rule** to display **On Sale** label.






+ Category Page View






- **Display:** enable/disable displaying labels
- **Label Type:** You can choose **Text Only**, **Shape**, or **Image**
- **Shape Color:** Color Selection for Shape
- **Label size:** Customize label size for Shape or Image (50px-150px). Default: 80px
- **Label Position:** Set the position of the label (there are 9 default positions)
- **Text:** Enter custom text for the label (If it's a label sale, allowed text: "sale {{percent}} off, or: - {{amount}}").
- **Text Color:** Customize the text color
- **Text Size:** Customize the text size






⚠ **NOTE:** Text, Text Color, Text Size fields will be hidden if you choose the **Label Type** as **Image**.

★ Select **Shape**, you will see the option below


Shape Type

☒ 
☐ 
☐ 
☐ 
☐ 

☐ 
☐ 
☐ 
☐ 
☐ 


☐ 
☐ 
☐ 
☐ 
☐ 

Shape Color



#000000

Label size



80px

Customize label size (50px-150px). Default: 80px

★ Select **Image**, you will see the option to upload an image. **Please note that allowed file types are jpeg, gif, png.**

Label Type


☐ Text Only
 ☐ Shape
 ☒ Image

Image *

Upload

Allowed file types: jpeg, gif, png

Label size



80px

Customize label size (50px-150px). Default: 80px

+ Product Page View

In the same rule, you can use a different label, or hide the label in the product view.

- Same as **Category Page**: **Yes** - the label on the **Product Page** will be the same as on the **Category** and **Search Page**.
No - to add a different label for the product view.
- If you want to customize the display of a separate label for product viewing pages, please do the same configuration as in the **Category Page View**.

CATALOG

MARKETING

STORES

New Label

← Back

Delete

Save and Continue Edit

Save

LABEL INFORMATION

General

Conditions

Category Page View

Product Page View

Label Preview

Product Page View

Same as Category Page ☐ No

Display ☒ Yes

Label Type

☒ Text Only

☐ Shape

☐ Image

Label size

80px

Customize label size (50px-150px). Default: 80px

Label Position

SALE

OFFER

Text

If it's fix price of product, allowed text: sale ((percent)) off, or: - ((amount))

Text Color

#000000

Text Size

16px

Default: 16px

Copyright © 2021 Magento Commerce Inc. All rights reserved.

Magento ver. 2.3.6

[Privacy Policy](#) | [Account Activity](#) | [Report an Issue](#)

Front end Display

+ You can easily add labels to emphasize **Bestsellers, **On Sale**, **New Products** on **Category Page** and **Product Page**.**

- On category page

What's New

Women

Men

Gear

Training

Sale

test

Home

Men

Tops

Jackets

Jackets

Shopping Options

STYLE

SIZE

PRICE

COLOR

MATERIAL

ECO COLLECTION

PERFORMANCE FABRIC

ERIN RECOMMENDS

NEW

SALE


PATTERN

CLIMATE

11 Items

Sort By Position

NEW



Beaumont Summit Kit


★★★★★ 2 Reviews

As low as \$42.00

XS S M L XL

Orange Red Yellow

NEW



Hyperion Elements Jacket


★★★★★ 2 Reviews

As low as \$51.00

XS S M L XL

Green Orange Red

NEW



Kenobi Trail Jacket


★★★★★ 3 Reviews

As low as \$47.00

XS S M L XL

Black Blue Purple

NEW



Orion Two-Tone Fitted Jacket

★★★★★ 2 Reviews

As low as \$72.00

XS S M L XL

Black Red Yellow


Compare Products

You have no items to compare.


My Wish List

You have no items in your wish list.


NEW




NEW



NEW








NEW



- On the product page

[What's New](#)
[Women](#)
[Men](#)
[Gear](#)
[Training](#)
[Sale](#)
[test](#)

[Home](#) >
[Men](#) >
[Tops](#) >
[Jackets](#) >
Taurus Elements Shell

Taurus Elements Shell

★★★★★
[2 Reviews](#)
[Add Your Review](#)

As low as
\$65.00

IN STOCK
SKU#: MJ09











Size

Color

Qty

[♥ ADD TO WISH LIST](#)
[📊 ADD TO COMPARE](#)

• On the Cross sale page

 <p>Joust Duffle Bag \$34.00</p>	 <p>Fusion Backpack \$59.00</p>	 <p>Crown Summit Backpack \$38.00</p>	 <p>Wayfarer Messenger Bag \$45.00</p>	 <p>Rival Field Messenger \$45.00</p>	 <p>Impulse Duffle \$74.00</p>
 <p>Driven Backpack \$36.00</p>	 <p>Push It Messenger Bag \$45.00</p>	 <p>Endeavor Daytrip Backpack \$33.00</p>	 <p>Overnight Duffle \$45.00</p>		

Update

- When a new update is available, we will provide you with a new package containing our updated extension.
 - You will have to delete the module directory and repeat the installation steps above.
-

Support

- We will reply to support requests within **2 business days**.
 - We will offer a **lifetime free update and 6 months of free support for all of our paid products**. Support includes answering questions related to our products, bug/error fixing to make sure our products fit well in your site exactly like our demo.
 - Support **DOES NOT** include other series such as customizing our products, installation, and uninstallation service.
-

Once again, thank you for purchasing our extension. If you have any questions relating to this extension, please do not hesitate to contact us for support.