

Product Feed user guide

- [Introduction](#)
 - [Feature](#)
 - [System Requirements](#)
- [Configuration](#)
- [Manage feed](#)
 - [Create a new feed](#)
 - [Step 1: Choose a template for the feed](#)
 - [Step 2: Fill in the General Information field](#)
 - [Step 3: Choose Template Type](#)
 - [Step 4: Choose the condition filter to export the file](#)
 - [Step 5: Enter the Category Map for products](#)
 - [Step 6: Save and generate files.](#)
 - [Logs](#)

[blocked URL](#)

Introduction

Product Feed for Magento 2 by Magenest is a powerful tool to promote your products.

Feature

- Flexible Product Feed configurations.
- Easily generate product feeds.
- Customizable feed templates.

System Requirements

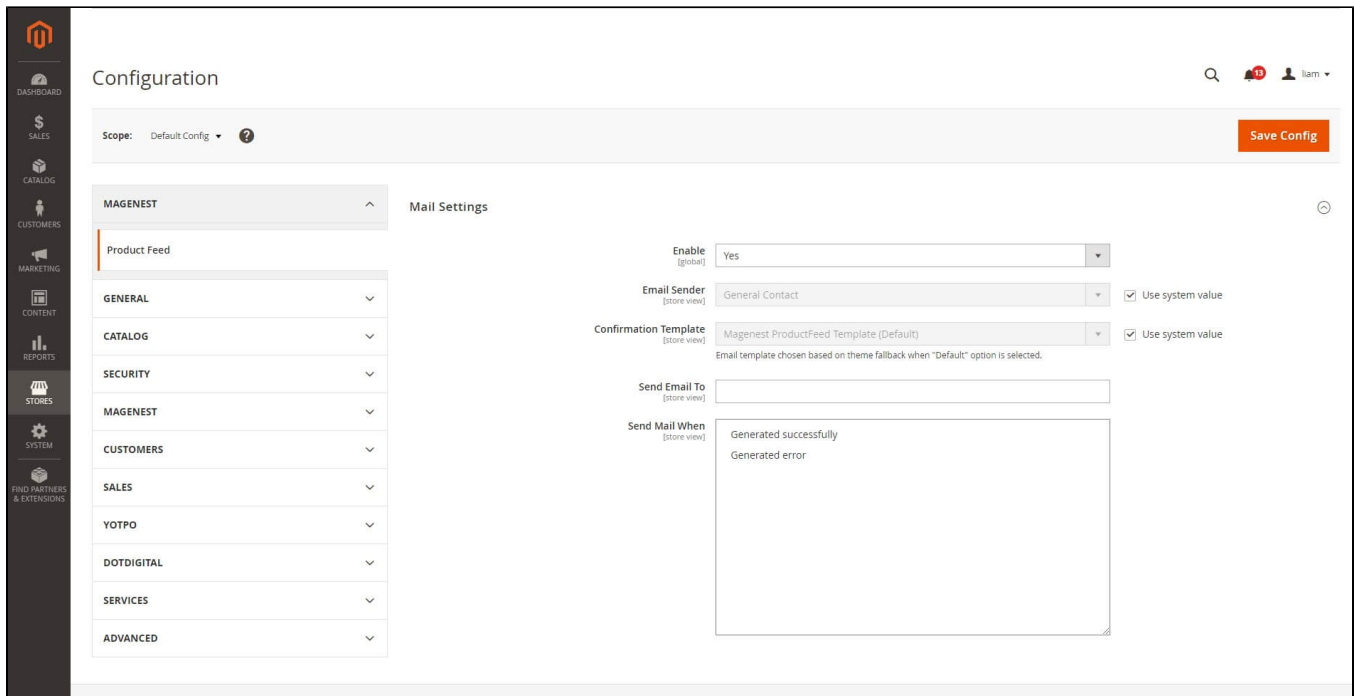
Your store should be running on **Magento 2 CE & EE version 2.2.x and 2.3.x**

Configuration

From the Admin sidebar, choose **Marketing > Product Feed > Configuration**, go to the **Configuration** page.

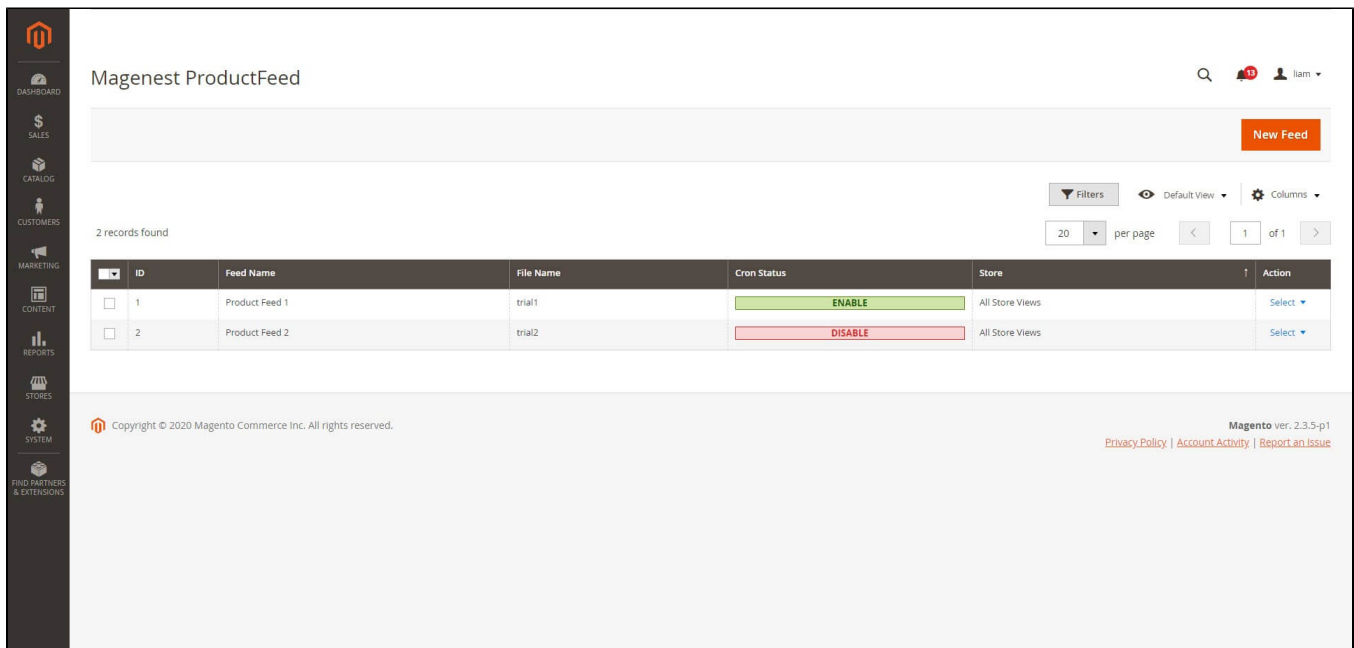
Under the **Mail Settings** section:

- **Enable:** Choose **"Yes"** to enable the email notification for store owners.
- **Confirmation Template:** select a template for the email on the drop-down list.
- **Send Email To:** Enter the receiver email.
- **Send Mail When:** select a stage to send the email.



Manage feed

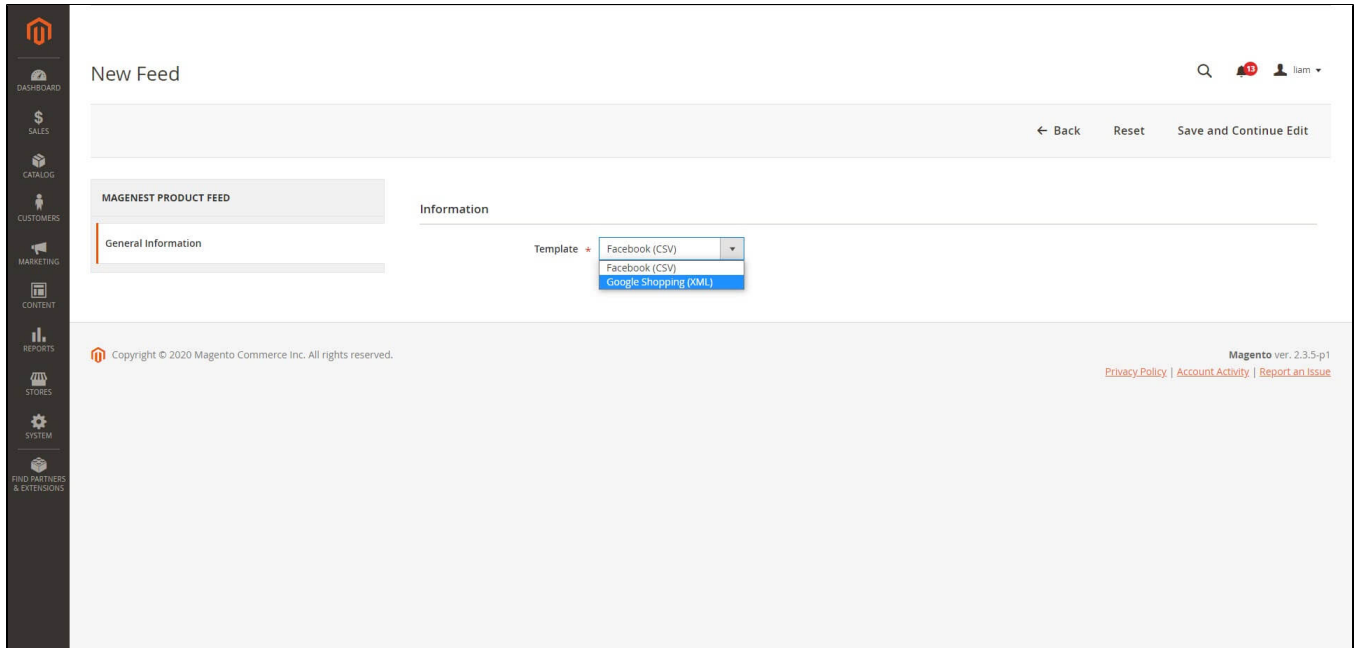
- + Go to **Marketing > Manage Feed**.
- + On Magenest ProductFeed, you can edit or delete the available feed by clicking on **Select** in the **Action** column.
- + To create a new feed, click on the **New Feed** button.



Create a new feed

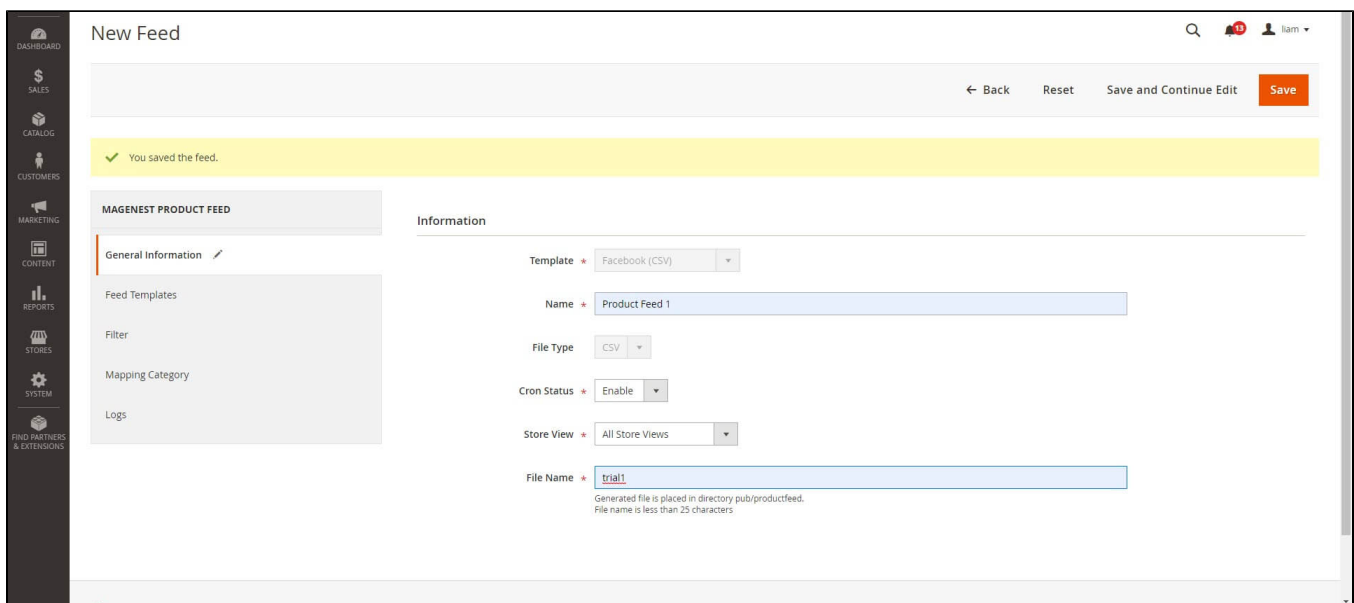
Step 1: Choose a template for the feed

Select the file format on the **Template** field. There are 2 file formats: CSV, and XML.



Step 2: Fill in the General Information field

- + **Name:** enter a name for the feed.
- + **Cron Status:** Choose "Enable" send the email automatically.
- + **Store View:** Choose a store to get the products and generate the file.
- + **File Name:** enter the name of the file after being generated.



Step 3: Choose Template Type

- + For the template format is XML:
 - **Title Feed:** Title of the feed.
 - **Description:** Description of the feed.



- Choose the character separating the fields when exporting the file in the "Field Separate" field.
- Select the character surrounding the fields when exporting the file in the "Field Around" field.
- To get the header field when exporting the file, choose "Yes" in the Include Field Header field.



New Feed

[← Back](#)
[Reset](#)
[Save and Continue Edit](#)
[Save](#)

MAGENEST PRODUCT FEED

 General Information

Feed Templates

 Filter

 Mapping Category

 Logs

Templates

Title Feed *

Description *

Column Name	Type	Value	
g:id	Attribute	SKU(sku)	Add Modifier Remove
title	Attribute	Product Name(name)	Add Modifier Remove
descriptio	Attribute	Description(description)	Add Modifier Remove
Strip Html Tags			Remove
g:link	Attribute	Product Link(link)	Add Modifier Remove
g:image_li	Attribute	Product Image Link(image_link)	Add Modifier Remove
g:addition	Attribute	--Please Select--	Add Modifier Remove
g:conditio	Attribute	--Please Select--	Add Modifier Remove
Default Default New			Remove
g:availabil	Attribute	Quantity(quantity_and_stock_status)	Add Modifier Remove
g:price	Attribute	Price(price)	Add Modifier Remove
g:google_l	Attribute	Product Mapping(mapping)	Add Modifier Remove
g:product	Attribute	Product Category Path(category_path)	Add Modifier Remove
g:brand	Attribute	Manufacturer(manufacturer)	Add Modifier Remove
If Empty Default DefaultBrand			Remove
g:identifie	Attribute	--Please Select--	Add Modifier Remove
Default Default FALSE			Remove
g:tax_coui	Attribute	--Please Select--	Add Modifier Remove
Default Default US			Remove
g:tax_rate	Attribute	--Please Select--	Add Modifier Remove
Default Default 0			Remove
g:tax_tax_	Attribute	--Please Select--	Add Modifier Remove
Default Default n			Remove
g:shipping	Attribute	--Please Select--	Add Modifier Remove
Default Default US			Remove
g:shipping	Attribute	--Please Select--	Add Modifier Remove
Default Default 0 USD			Remove

Add



New Feed

← Back

Reset

Save and Continue Edit

Save

MAGENEST PRODUCT FEED

General Information

Feed Templates

Filter

Mapping Category

Logs

Root Catalog (ID: 1)

Default Category (ID: 2)

Home (ID: 34)

attribute set (ID: 37)

Category 2 (ID: 10)

Category 2.1 (ID: 11)

Category 2.2 (ID: 14)

Category 4 (ID: 24)

Category 4.1 (ID: 25)

Category 4.2 (ID: 28)

Category 3 (ID: 17)

Category 3.1 (ID: 18)

Category 3.2 (ID: 21)

Category 5 (ID: 31)

Category 5.1 (ID: 32)

tttt (ID: 35)

vcl (ID: 36)

Copyright © 2020 Magento Commerce Inc. All rights reserved.

Magento ver: 2.3.5-p1

[Privacy Policy](#) |
 [Account Activity](#) |
 [Report an Issue](#)

Step 6: Save and generate files.

- After entering full information about feed (from step 1 to step 5), click on the **Save** button to save the feed.
- Click on the **Generate** button to generate a feed file.

One or more indexers are invalid. Make sure your [Magento cron job](#) is running.

System Messages: 1

Product Feed 1

Reset

Generate

Save and Continue Edit

Save

MAGENEST PRODUCT FEED

General Information

Feed Templates

Filter

Mapping Category

Logs

Information

Template * Facebook (CSV)

Name * Product Feed 1

File Type CSV

Cron Status * Enable

Store View * All Store Views

File Name * trial1

Generated file is placed in directory pub/productfeed.
File name is less than 25 characters

- Feed file generated successfully

Logs

- On the Admin sidebar, go to **Marketing > Manage Feed > Edit > Logs**, you can view the file history of feed.

DASHBOARD

SALES

CATALOG

CUSTOMERS

MARKETING

CONTENT

REPORTS

STORES

SYSTEM

FIND PARTNERS & EXTENSIONS

One or more **indexers** are invalid. Make sure your **Magento cron job** is running.

System Messages: 1

Product Feed 1

Search

10

liam

← Back

Reset

Generate

Save and Continue Edit

Save

MAGENEST PRODUCT FEED

General Information

Feed Templates

Filter

Mapping Category

Logs

0 records found

Filters

Default View

Columns

20

per page

<

1

of 1

>

Log ID	File Name	Generation time
We couldn't find any records.		

Copyright © 2020 Magento Commerce Inc. All rights reserved.

Magento ver. 2.3.5-p1

[Privacy Policy](#) | [Account Activity](#) | [Report an Issue](#)