

Coupon Code Listing User Guide

Thank you for purchasing our extension. If you have any questions that are beyond the scope of this document, do not hesitate to leave us an email via our email address below.

Created: May 28th, 2020 | By: Magenest | Support Portal: <https://servicedesk.izysync.com/servicedesk/customer/portal/155>

- [Introduction](#)
 - [Highlight Features](#)
 - [For Admin](#)
 - [For Customer](#)
 - [System Requirements](#)
 - [Configuration](#)
 - [Coupon listing settings](#)
 - [Coupon rules settings](#)
 - [Manage Coupon Code](#)
 - [Storefront](#)
 - [Update](#)
 - [Support](#)
-

Introduction

Promotional codes are an effective way to boost your business in the revenue aspect and the marketing aspect. Coupon codes are also a common and affordable way to get new people on your website. And with new customers comes a boost in brand awareness, your coupons will also reach many more people who are your potential customers. Magenest Coupon Code Listing extension comes with interesting features, it allows you to control how long the deal lasts, limits the use of a coupon per code or per user... Let's boost your sales and give your business a good push.

Highlight Features

For Admin

- Filter attributes in cart price rules to display external coupon codes.
- Enable/Disable the coupon code list.
- Set up coupon information fields to be displayed on the storefront.


For Customer

- Show coupon code list at the view cart page and checkout on the storefront to save the customer from the effort of searching for a suitable coupon code
- Coupon code will be automatically disabled after it expires.
- Customers can use coupon codes without having to enter them manually.

System Requirements


Your store should be running on Magento 2 version 2.1.x; 2.2.x; 2.3.x.

Configuration

 In order to configure the Coupon Code module, go to **Store > Configuration > Magenest > Coupon Code**.

Coupon listing settings

- **Enable Coupon Listing:** Select **Yes** to enable the coupon code list at the checkout page for customers
- **Display Fields:** Select the coupon information fields to display on the storefront.

 **Note:** You should select at least two options: **Coupon Code** and **Description**.

Configuration

Scope: Default Config ? Save Config

Coupon listing settings

Enable Coupon Listing (store view): Yes ☒ Use system value

Display Fields (store view): ☒ Use system value

Fields is chosen to show external storefront.
You should select at least two options: Coupon Code and Description.

Coupon rules settings

+ The coupon code listing is displayed based on the configuration that the Admin had set in the Cart Price Rules.

Note: The settings here are only applicable if the Coupon field in the Cart Price Rule setting was configured as in the image below

- **Coupon:** Specific Coupon
- **Coupon Code:** Enter your discount code. Please note that you **MUST NOT** select *Use Auto Generation*.

Coupon * Specific Coupon ▼

Coupon Code * MAXDISCOUNT

☐ Use Auto Generation

If you select and save the rule you will be able to generate multiple coupon codes.

+ In the **Coupon rules** settings block

- **Website:** Choose **Yes** to enable the Coupon Code in the selected Websites.
- **Customer Group:** Choose **Yes** to enable the Coupon Code in the selected Customer Group in the Cart Price Rule. If disabled, the coupon codes will appear for other customer groups.
- **Active:** Choose **Yes** to show only active coupon codes at the checkout.
- **From Date:** Choose **Yes** to show only the active codes from the selected date. If disabled, all the codes, including the expired ones, will be shown in the coupon list.
- **To Date:** Choose **Yes** to show only the active codes to the selected date. If disabled, all the codes, including the program that hasn't started yet, will be shown in the coupon list.
 - **Note:** "From Date" and "To Date" Fields only appear for the Community Edition.
- **Uses Per Coupon:** Choose **Yes** to disable the coupon code if its redemption limit has been exceeded. If disabled, all the codes, including the ones that are no longer applicable, will be shown in the coupon list.
- **Uses Per Customer:** Choose **Yes** to disable the coupon code if its redemption limit per user has been exceeded. If disabled, all the codes, including the ones that are no longer applicable, will be shown in the coupon list.

DASHBOARD

SALES

CATALOG

CUSTOMERS

MARKETING

CONTENT

FACEBOOK CHATBOT

REPORTS

STORES

SYSTEM

FIND PARTNERS & EXTENSIONS

SERVICES

ADVANCED

Coupon rules settings

The coupon code listing is displayed base on rules in cart price rules that are Active, Websites, Customer Group, Specific coupon, Use Auto Generation, Uses Per Coupon, Uses Per Customer, From Date and To Date attributes. You can customize the external code display through the above attributes. However, Attributes are applied by default: Specific coupon and Use Auto Generation (NOT Use).

Website
(store view)

Yes

Use system value

If disable, this field will be display coupon codes from other websites

Customer Group
(store view)

Yes

Use system value

If disable, this field will be display coupon codes from other customer group

Active
(store view)

Yes

Use system value

If disable, this field will be display also inactive coupon codes

From Date
(store view)

Yes

Use system value

If disable, this field will be display coupon codes which have not started yet

To Date
(store view)

Yes

Use system value

If disable, this field will be display coupon codes which out of date

Uses Per Coupon
(store view)

Yes

Use system value

If disable, this field will be display coupon codes which usage limit exceeded

Uses Per Customer
(store view)

Yes

Use system value

If disable, this field will be display coupon codes which usage limit exceeded per customer

Manage Coupon Code

+ In order to set up a coupon code, go to **Marketing > Cart Price Rule > Add New Rule**.

- **Website:** Select the website to display the coupon.
- **Customer Groups:** Select multiple customer groups that can use the coupon.
- **Coupon:** Select Specific Coupon.
- **Coupon Code:** Enter the code. Remember, you **MUST NOT** select Use Auto Generation.
- **Uses per Coupon:** Enter the limit code redemption per coupon (E.g: 1 or 2).
- **Uses Per Customer:** Enter the limit code redemption per customer.
- **From - To:** Select the time range for your promotions. (This field on Magento EE is replaced by **Schedule New Update**, after creating new rules, you can add new schedules for them)

Scheduled Changes

Schedule New Update

← Back

Delete

Reset

Save and Continue Edit

Save

- **Priority:** Set the priority of the Coupon codes.

- DASHBOARD
- SALES
- CATALOG
- CUSTOMERS
- MARKETING
- CONTENT
- FACEBOOK CHATBOT
- REPORTS
- STORES
- SYSTEM
- FIND PARTNERS & EXTENSIONS

New Cart Price Rule

Back
Reset
Save and Continue Edit
Save

Websites *
Main Website
?

Customer Groups *
NOT LOGGED IN
General
Wholesale
Retailer

Coupon *
Specific Coupon

Coupon Code *

☐ Use Auto Generation
If you select and save the rule you will be able to generate multiple coupon codes.

Uses per Coupon

Uses per Customer

Usage limit enforced for logged in customers only.

From
To

Priority

Storefront

➕ After finishing the configuration on the back end, you will be able to see the coupon code list shown at the checkout page with additional information: coupon code, description, expiration date, number of uses per coupon, and the coupon's status at both the check out page and the view cart page.

What's New
Women
Men
Gear
Training
Sale

Shopping Cart

Item	Price	Qty	Subtotal
Push It Messenger Bag	\$45.00	1	\$45.00

Update Shopping Cart

Apply Discount Code

Enter discount code
Apply Discount

FREESHIP
Free shipping on any purchase over \$50
Limited Offer: 10
Awarded: 1
Use Now

H20
Use promo code H20 at checkout
Awarded: 1
Use Now

Summary

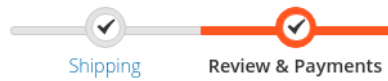
Estimate Shipping and Tax

Subtotal \$45.00
Shipping (Flat Rate - Fixed) \$5.00
Order Total \$50.00

Proceed to Checkout

Check Out with Multiple Addresses

➕ In order to use the coupon, simply click on the button **Use Now**, or you can enter the code manually in the **Apply Discount Code** field.

[Sign In](#)

Payment Method

Check / Money order

☐ My billing and shipping address are the same

Huy Vuong

AAA

Makati, 123

Philippines

1234569870

Edit

Place Order

Apply Discount Code ^

Enter discount code

Apply Discount

FOR

Awarded: 1

Valid until: Fri Mar 06 2020

Use Now

TEST3

Limited Offer: 17

Valid until: Sun Mar 08 2020

Sale off 30%

Use Now

QA

Limited Offer: 8

Order Summary

Cart Subtotal \$36.00

Shipping \$5.00

Flat Rate - Fixed

Order Total \$41.00

1 Item in Cart ^



Driven Backpack

Qty: 1

\$36.00

Ship To:

Huy Vuong

AAA

Makati, 123

Philippines

1234569870

Shipping Method:


Flat Rate - Fixed

+ If on the back end, you've set up to display even the inactive coupon, the customer will be able to see all the coupons, even the inactive ones.

- Customers will receive a notification if they've successfully applied the coupon code.

What's New
Women
Men
Gear
Training
Sale

Shopping Cart



Push It Messenger Bag

\$45.00

2

\$90.00

Update Shopping Cart

Apply Discount Code

FREESHIP

Cancel Coupon

FREESHIP

Free shipping on any purchase over \$50

Limited Offer: 10

Awarded: 1

Use Now

H20

Use promo code H20 at checkout

Summary

Estimate Shipping and Tax

Subtotal

\$90.00

Shipping (FREESHIP) (Flat Rate - Fixed)

\$10.00


Order Total



\$100.00

Proceed to Checkout

Check Out with Multiple Addresses

- If the customers try to apply an invalidate code, they will receive the notification “The coupon code is not active” instead of the Use Now button.


[Sign In](#)

 Shipping
  Review & Payments

Payment Method

Check / Money order


☐ My billing and shipping address are the same

Huy Vuong
 AAA
 Makati, 123
 Philippines
 1234569870

Order Summary

Cart Subtotal	\$36.00
Shipping Flat Rate - Fixed	\$5.00
Order Total	\$41.00

1 Item in Cart



Driven Backpack
 Qty: 1
 \$36.00

[Apply Discount Code](#)

QA
 Limited Offer: 8
 Awarded: 1

QQQ
 Limited Offer: 1
 The coupon code is not active.

VVV
 Limited Offer: 8
 Awarded: 2

Ship To:

Huy Vuong
 AAA
 Makati, 123
 Philippines
 1234569870

Shipping Method:

Flat Rate - Fixed

Update

- When a new update is available, we will provide you with a new package containing our updated extension.
- You will have to delete the module directory and repeat the installation steps above.

Support

- We will reply to support requests after **2 business days**.
- We will offer a **lifetime free update and 6 months of free support for all of our paid products**. Support includes answering questions related to our products, bug/error fixing to make sure our products fit well in your site exactly like our demo.
- Support **DOES NOT** include other series such as customizing our products, installation, and uninstallation service.

Once again, thank you for purchasing our extension. If you have any questions relating to this extension, please do not hesitate to contact us for support.