

2. Skrill Payment and Subscriptions User Guide

Thank you for purchasing our extension. If you have any questions that are beyond the scope of this document, do not hesitate to leave us an email via our email address below.

Created: 09/01/2017 | By: Magenest | Support Portal: <http://servicedesk.izysync.com/servicedesk/customer/portal/60>

- [Introduction](#)
 - [Features For Admins](#)
 - [Features For Customers](#)
 - [System Requirements](#)
- [Configuration](#)
 - [Set up Skrill Account](#)
 - [Set up Configuration](#)
- [Main Functions](#)
- [Update](#)
- [Support](#)

Introduction

Skrill Payment Gateway And Subscriptions extension by Magenest is the great tool that provides seamless payment experience between your Magento 2 store and the Skrill Payment Gateway.

Features For Admins

- A lot of features is included in the extension that you can tweak to make it best suit your business, including:
 - Choose between Authorize Only or Authorize and Capture.
 - New order status.
 - Email customer.
 - Allowed credit card types.
 - Enable CVC verification.
 - Allowed country.
 - Order total threshold.

Features For Customers

- The primary aim of the extension is to deliver the most fluent and effortless payment experience to the customers:
 - Easily checkout using credit card.

System Requirements

Your store should be running on Magento 2 Community Edition version 2.1.x.



Configuration

Set up Skrill Account

1. Create Test Accounts

You have to create two test account. One is Merchant/Business Account and the other is Personal Account.

- [Signup for Merchant/Business account](#)
- [Signup for Personal/Buyer account](#)
- [Ask Moneybookers to convert the two accounts to test accounts](#)



You need to convert the following two accounts to test accounts

"Buyer account":

Email: buyer-email@example.com

Customer ID: [12345](#)

"Merchant account":

Email: merchant-email@example.com

Customer ID: [6789](#)

– Moneybookers will verify your request and email you within 1 to 2 days. After your request is being accepted, the two accounts you requested will be converted to test accounts. And your buyer account will have some dummy amount deposited. So that you could test the payment process.

2. Create secret word for Merchant Test Account

- Log in with your merchant test account.
- On left sidebar menu of My Account section, click on the menu named '**Merchant Tools**'.
- Type your desired secret word

Set up Configuration

At back end, admin need to configure some fields to connect between your magento site and the Skrill account.

First, click on **Stores > Configuration > Sales > Payment Methods > Skrill**

Configuration 1

Store View: Default Config ? Save Config

GENERAL ✓

CATALOG ✓

CUSTOMERS ✓

SALES ^

Sales

Sales Emails

PDF Print-outs

Tax

Checkout

Shipping Settings

Multishipping Settings

Shipping Methods

Google API

Payment Methods

SERVICES ✓

ADVANCED ✓

Merchant Location ✓

Braintree ✓

PayPal All-in-One Payment Solutions ✓
Accept and process credit cards and PayPal payments.

PayPal Payment Gateways ✓

PayPal Express Checkout ✓

Check / Money Order ✓

Skrill 3 ✓

Cash On Delivery Payment ✓

Zero Subtotal Checkout ✓

Bank Transfer Payment ✓

Purchase Order ✓

Authorize.net Direct Post ✓

- Enter your **Merchant Test Account's** Email Address
- The Customer ID is fetched automatically
- Add the Secret Word you just created at Skrill

Enabled
[website]

Yes

Email Address of Your Skrill Account
[website]

demoqco@sun-fish.com

Secret Word
[website]

.....

Pre-shared secret key to secure the transaction. The secret word must be submitted in the Settings > Developer Settings section of your Skrill Digital Wallet. The following restrictions apply when submitting your secret word:

- All characters must be in lowercase
- The length should not exceed 10 characters
- Special characters are not permitted (e.g. @, %, \$, etc.)

Merchant Id
[website]

26153553

Sandbox Mode
[website]

Yes

Payment Action
[website]

Authorize and Capture

New Order Status
[website]

Pending

Debug
[website]

Yes

Title
[store view]

Skrill Payment Gateway

Payment from Applicable Countries
[website]

All Allowed Countries

Payment from Specific Countries
[website]

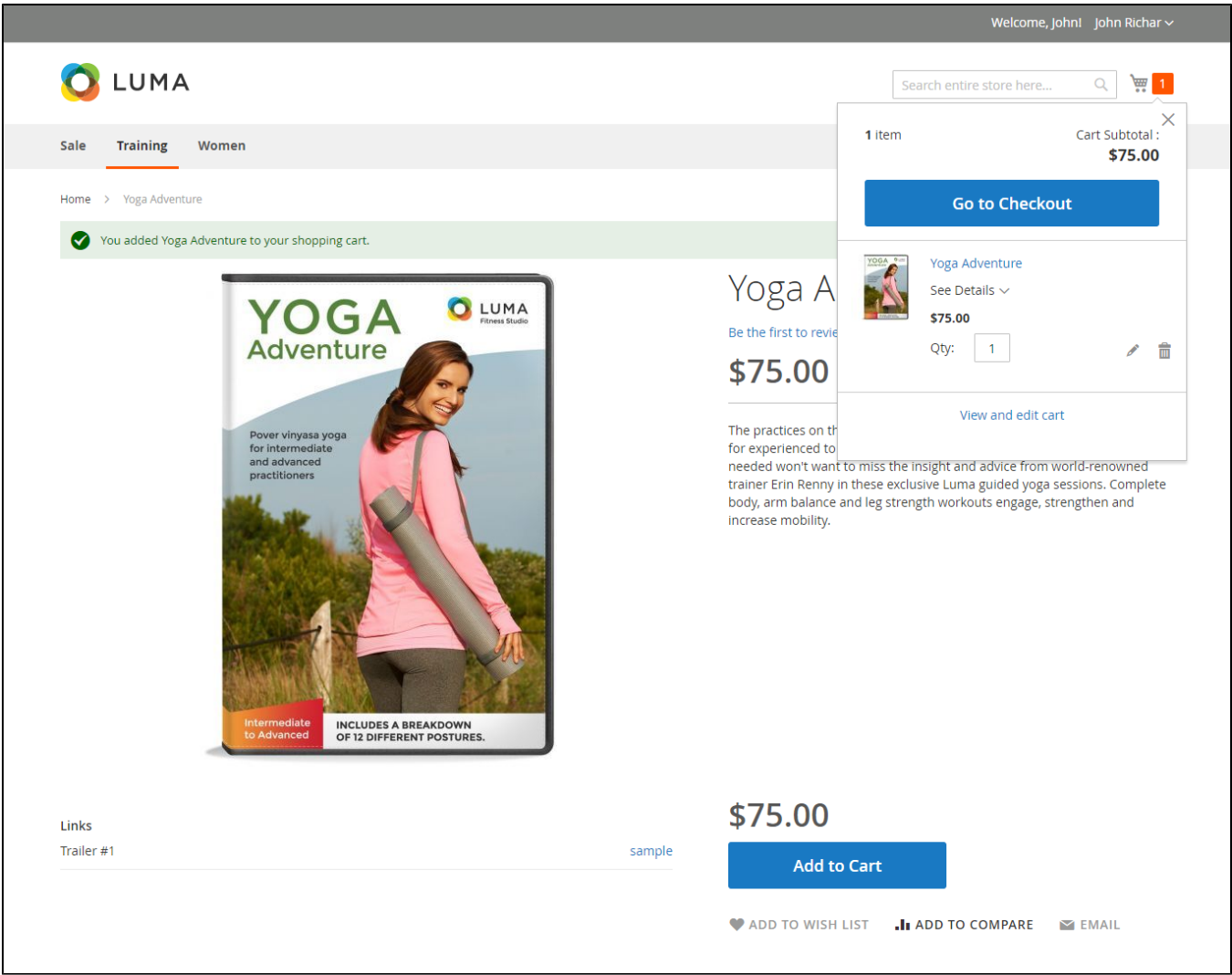
Argentina
Armenia
Aruba
Australia
Austria
Azerbaijan
Bahamas
Bahrain
Bangladesh
Barbados
Belarus

Sort Order
[website]

When done, please press **Save Config > Cache Management**, your configuration is ready to use.


Main Functions

At front end, customer will need to choose an item and click on **Add to Cart** button.



Then, go to checkout and select Skrill Payment Gateway instead of Check/Money order. Payment Action will be Authorize and Capture.

This is demo store. No orders will be fulfilled.



Review & Payments

Payment

☐ Check / Money order

☒ Skrill Payment Gateway

John Richar

41 St Marks Pl, New York, NY 10003, USA

New York, New York 12345-6789

United States

0123456789

Edit

Configuration

Title

Skrill Payment Gateway

[store view]

Payment Action

Authorize and Capture

[website]

Order Summary

Cart Subtotal


\$75.00

Order Total

\$75.00

1 Item in Cart

^



Yoga Adventure

Qty: 1

View Details ▾

\$75.00

Continue






We provide three test cards shown in the table below for use with test merchant accounts. When using these card numbers enter an Expiry date in the future and a random CVV number.

| Brand | Card Number |
|------------------|------------------|
| Visa | 4000001234567890 |
| Mastercard | 5438311234567890 |
| American Express | 371234500012340 |


Enter Payment details in the Skrill Payment Form.

English

75.00USD ⓘ Main Website


Card number

5438-3112-3456-7890 

Expiry date

12 17

Security code

123 

Cardholder name


John Richar

Email address Why?

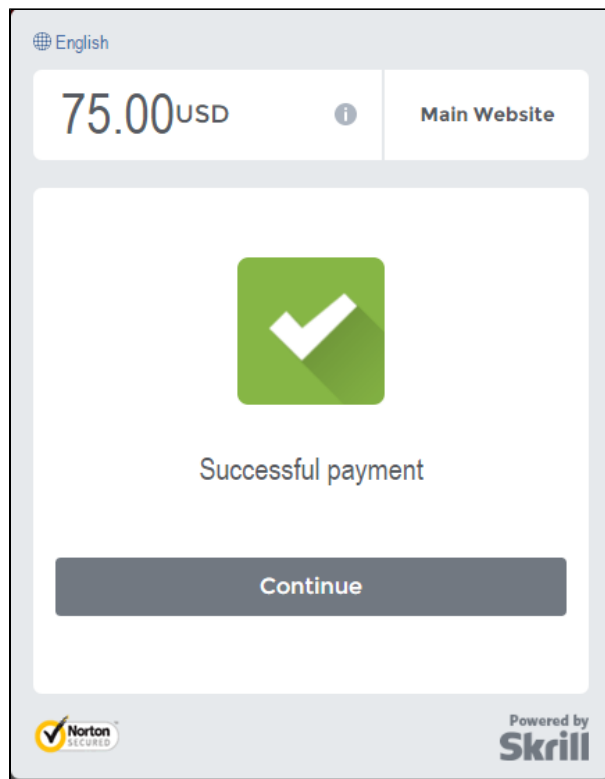
johnbk1212@gmail.com

PAY NOW

Cancel

 Powered by **Skrill**

Click Pay Now to complete the payment. If all is correct, the payment form will display the following screen:



Customers' order will be converted to invoice immediately when they place order.



Search entire store here...

[Sale](#) [Training](#) [Women](#)

[Account Dashboard](#)
[Account Information](#)
[Address Book](#)
[My Downloadable Products](#)
My Orders
[Newsletter Subscriptions](#)
[My Credit Cards](#)
[Billing Agreements](#)
[My Product Reviews](#)
[My Wish List](#)

[Compare Products](#)

You have no items to compare.

[Recently Ordered](#)☐ Ingrid Running Jacket[Add to Cart](#) [View All](#)[My Wish List](#)

You have no items in your wish list.

Order # 000000026

COMPLETE

January 9, 2017

[Reorder](#)[Print Order](#)[Items Ordered](#)[Invoices](#)

| Product Name | SKU | Price | Qty | Subtotal |
|-----------------------------|----------------|---------|------------|----------|
| Yoga Adventure | Yoga Adventure | \$75.00 | Ordered: 1 | \$75.00 |
| Links: Trailer #1 | | | | |
| Subtotal | | | | \$75.00 |
| Grand Total | | | | \$75.00 |

Order Information

Billing Address

John Richar
41 St Marks Pl, New York, NY 10003,
USA
New York, New York, 12345-6789
United States
T: 0123456789

Payment Method

Skrill Payment Gateway

| | |
|------------------|---------------|
| Transaction Type | MSC |
| Transaction ID | 1988987484 |
| Response Code | 2 |
| Approve Message | 2 - Processed |

DASHBOARD

SALES

PRODUCTS

CUSTOMERS

MARKETING

CONTENT

REPORTS

STORES

SYSTEM

#000000026

Search

Reset Filter

1 records found

20 per page

1 of 1

Back

Send Email

Credit Memo

Reorder

ORDER VIEW

Information

Invoices

Credit Memos

Comments History

Transactions

| ID | Order ID | Transaction ID | Parent Transaction ID | Payment Method | Transaction Type | Closed | Created ↑ |
|------|-----------|----------------|-----------------------|------------------------|------------------|--------|-------------------------|
| From | | | | | | | From |
| To | | | | | | | To |
| 11 | 000000026 | 1988987484 | | Skrill Payment Gateway | Capture | No | Jan 9, 2017, 4:05:08 AM |

Copyright © 2017 Magento Commerce Inc. All rights reserved.

Magento ver. 2.1.0

Report Bugs

After that, all transactions will be recorded in both Magento 2 store and Skrill including successful transaction, fail transaction, and refund.

Update

- When a new update is available, we will provide you with a new package containing our updated extension.
- You will have to delete the module directory and repeat the installing steps above.
- Flush the config cache. Your store and newly installed module should be working as expected.

Support

- We will reply to support requests after **2 business days**.
- We will offer **lifetime free update and 6 months free support for all of our paid products**. Support includes answering questions related to our products, bug/error fixing to make sure our products fit well in your site exactly like our demo.
- Support **DOES NOT** include other series such as customizing our products, installation and uninstallation service.

Once again, thank you for purchasing our extension. If you have any questions relating to this extension, please do not hesitate to contact us for support.