

Ajax Search Integration for Magento 2 User Guide

Thank you for purchasing our extension. If you have any questions that are beyond the scope of this document, please feel free to contact us, we will be happy to assist.

Updated: 01/09/2021 | By: Magenest | Email: support@magenest.com | Support portal: <http://servicedesk.izysync.com/servicedesk/customer/portal/149>

- [Introduction](#)
 - [Key Features](#)
 - [System Requirements](#)
- [Configuration](#)
 - [General Configuration](#)
 - [Search by Category Configuration](#)
 - [Product Setting](#)
 - [Header And Footer Setting](#)
- [Storefront](#)
- [Update](#)
- [Support](#)

Introduction

Ajax Search for Magento 2 provides customers with a better navigation experience by showing suggestions as soon as the customers begin typing on the search box. Suggested search results come with rich preview and links to product pages.


Key Features

For Admins:

- Set the number of characters required to render a suggestion.
- Set a delay time before rendering suggestions
- Set the layout of the drop-down list with two options: vertical or horizontal.
- Set the position and width of the suggestion box.
- Set category tree to display and depth of tree.
- Add and set the color of the header, footer, and title.
- Manage the number of displayable products.
- Display product price, image, or description upon suggestion.

For customers:

- Search for products and pages based on product titles and suggestions.
- Search by category
- Voice search ([on supported browsers](#))
- Quickly access to products, pages from the suggestions in the drop-down list.



System Requirements

Your store must be running on **Magento Open Source 2.2.x, 2.3.x, 2.4.x** or **Magento Commerce 2.2.x, 2.3.x, 2.4.x**

Configuration

On the Admin sidebar, go to **Magenest Search > Magenest > Search Configuration**.

There are three configuration sections: **General Configuration**, **Product Setting**, **Header**, and **Footer Setting**.

General Configuration

CATALOG

MAGENEST SEARCH

MARKETING

STORES

SYSTEM

Configuration

MAGENEST

General Configuration

Search Configuration

Save Config

Enable Ajax Search

Yes

Number Of Results

10

Maximum number of results is 20

Limit number of characters in description section

60

Character limit of description from 40 to 100

Always Display Suggestions

Yes

Displayed text when products area is empty

No Result

☒ Use system value

Minimum Characters Before Suggestion

3

Suggestion speed can be affected if less than 3 characters are filled in the search bar

Delay

2000

Suggestion Display

Vertical

Vertical

Horizontal

Suggest Box Width

200% left

150% left

250% left

Center

Sorting suggestion based on

Default

Default

Most Viewed

Name

Price

Title Background Color

#5ddff0

Title Text Color

Voice Language - Country

United Kingdom

United States

Spain

United Kingdom

Chat with us

Active Windows

Go to Settings to activate Windows

Type your message here

- **Enable Ajax search:** Choose **Yes** to enable Ajax Search.
- **Number of results:** Enter the number of results that will show up on the suggestion (*Note: The maximum number is 20.*)
- **Limit number of characters in the descriptions section:** Enter the number to limit the characters in the descriptions section (*Note: Character limit of description from 40 to 100.*)
- **Always display Suggestions:** Choose **Yes** to always show the suggestion results
- **Display text when products area is empty:** Enter the text that will show up when no products are found
- **Minimum Characters Before Suggestion:** Set the number of characters required in the search field to trigger the results to appear.
- **Delay:** Enter the amount of time for the search results to show up after the customer input the keywords. Unit: second.
- **Display Suggestion:** Select **Vertical** or **Horizontal** display layout
- **Suggest Box Width:** Set the width and position of the drop-down list by choosing 1 of 3 options: **150% left**, **250% left**, and **Center**
- **Sort Suggestion based on:** Set the order of the suggestion as **Most Viewed**, **Name**, **New** or **Price**. ('New' sorting depends on 'Set as New From' and 'Set as New To' product attributes)
- **Title Background Color:** Set the background color of the search section title (*Note: In case the background color is not set, the default color #eeeeee will be set automatically.*)
- **Title text color:** Select the color of the text (*Note: If the text color is not selected, the default color will be set as #000000.*)
- **Voice Language - Country:** Select the language for the voice search

Search by Category Configuration

Search By Category Configuration

Enable Search By Category

Yes

Category Tree Level

4

Select a tree level 1 or greater (lvl 0 is root category)

- **Enable Search By Category:** Choose Yes to display the category list next to the search box
- **Category Tree Level:** Select the category tree's depth

Product Setting

+ This section includes the setting for the product's appearance on the suggestion box.

















Product Setting

Display Price <small>[store view]</small>	Yes
Display Product Image <small>[store view]</small>	Yes
Display Product Description <small>[store view]</small>	No
Display Review Rating <small>[store view]</small>	Yes
Display Button Add To Cart <small>[store view]</small>	Yes

- **Display Price:** Choose Yes to display the product price at the suggestion result
- **Display Product Image:** Choose Yes to display product image at the suggestion result
- **Display Product Description:** Choose Yes to display product description at the suggestion result (with the limited character)
- **Display Review Rating:** Choose Yes to display product rating at the suggestion result
- **Display Button Add To Cart:** Choose Yes to enable the **Add to cart button** at the result box

Header And Footer Setting

Header And Footer Setting

Header And Footer Background Color <small>[store view]</small>	#ffdd03
Header And Footer Color <small>[store view]</small>	#419e37
Header Content <small>[store view]</small>	<div>Show / Hide Editor</div> <div><div>Paragraph ▾ B I U     </div><div>  </div><div>Come on</div><div>Powered by TinyMCE</div></div>
Footer Content <small>[store view]</small>	<div>Show / Hide Editor</div> <div><div>Paragraph ▾ B I U     </div><div>  </div><div>Sale upto 50%</div><div>Powered by TinyMCE</div></div>

- **Header And Footer Background Color:** Set the background color of the header and footer (using the color palette or entering the color code manually. Default color will be set as #000000 if this section is left blank)
- **Header And Footer Color:** Set the color of the header and footer text (using the color palette or entering the color code manually. Default color will be set as #FFFFFF if this section is left blank)
- **Header Content:** Input the text for the header of the suggestion box.
- **Footer Content:** Input the text for the footer of the suggestion box.

Storefront

➤ After setting up the search box on the Magento back end, you can see the search layout on the front end accordingly.

- Vertical layout display

fusion

Dive in for the goods

PAGES


No Result

SUGGESTIONS

fusion (3)

PRODUCTS

RESULT(S):



Fusion Backpack

★★★★☆


3 reviews

\$59.00

Add to cart

ADVANCED PILATES & YOGA


LUMA



Advanced Pilates & Yoga (Strength)

be the first to review this product

Sale upto 50%



Dive in for the goods

PAGES


No Result

SUGGESTIONS

fusion (3)

PRODUCTS

RESULT(S):




Fusion Backpack

★★★★☆ 3 reviews

\$59.00

Add to cart




Advanced Pilates & Yoga (Strength)

be the first to review this product

\$18.00

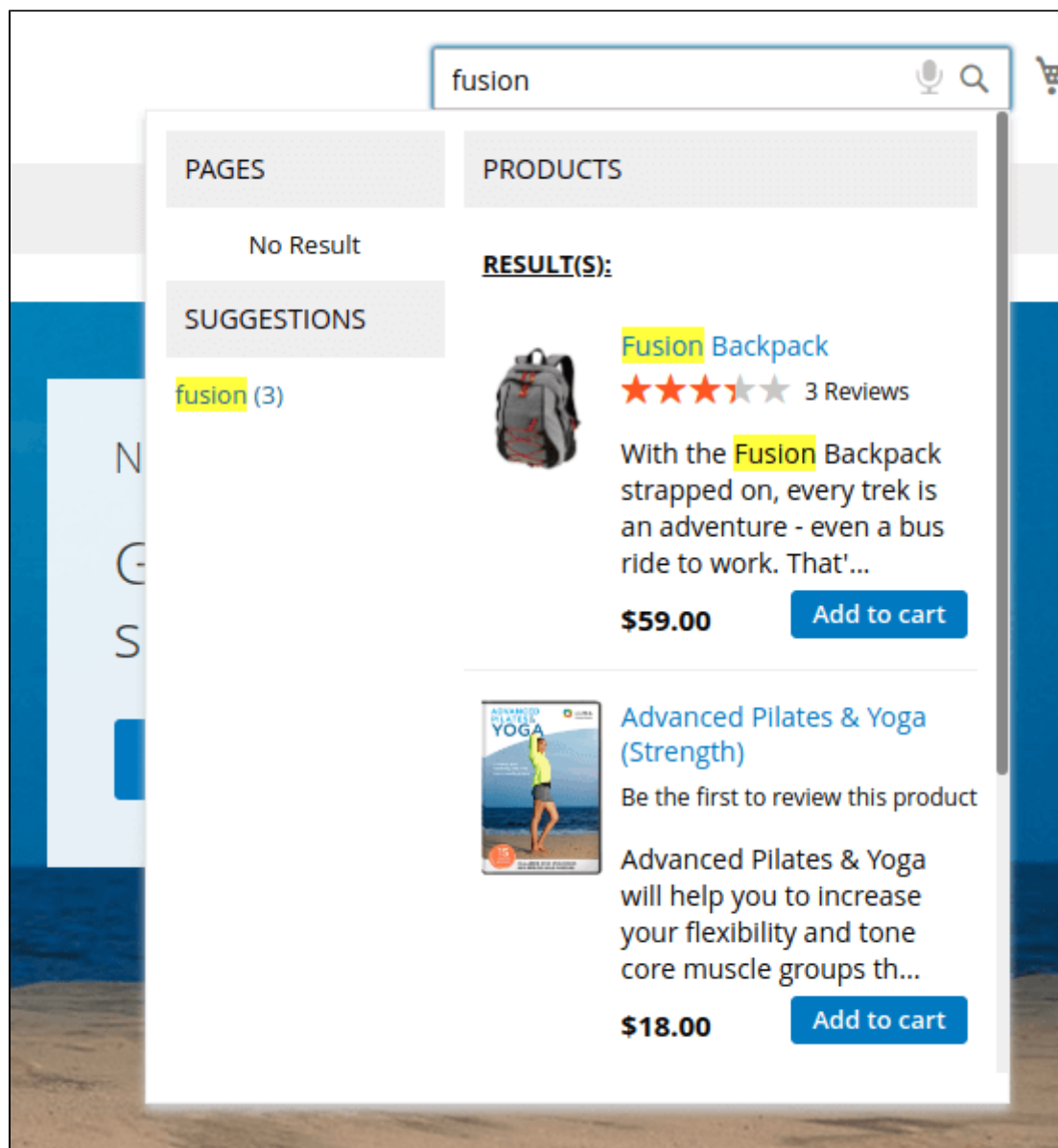
Add to cart



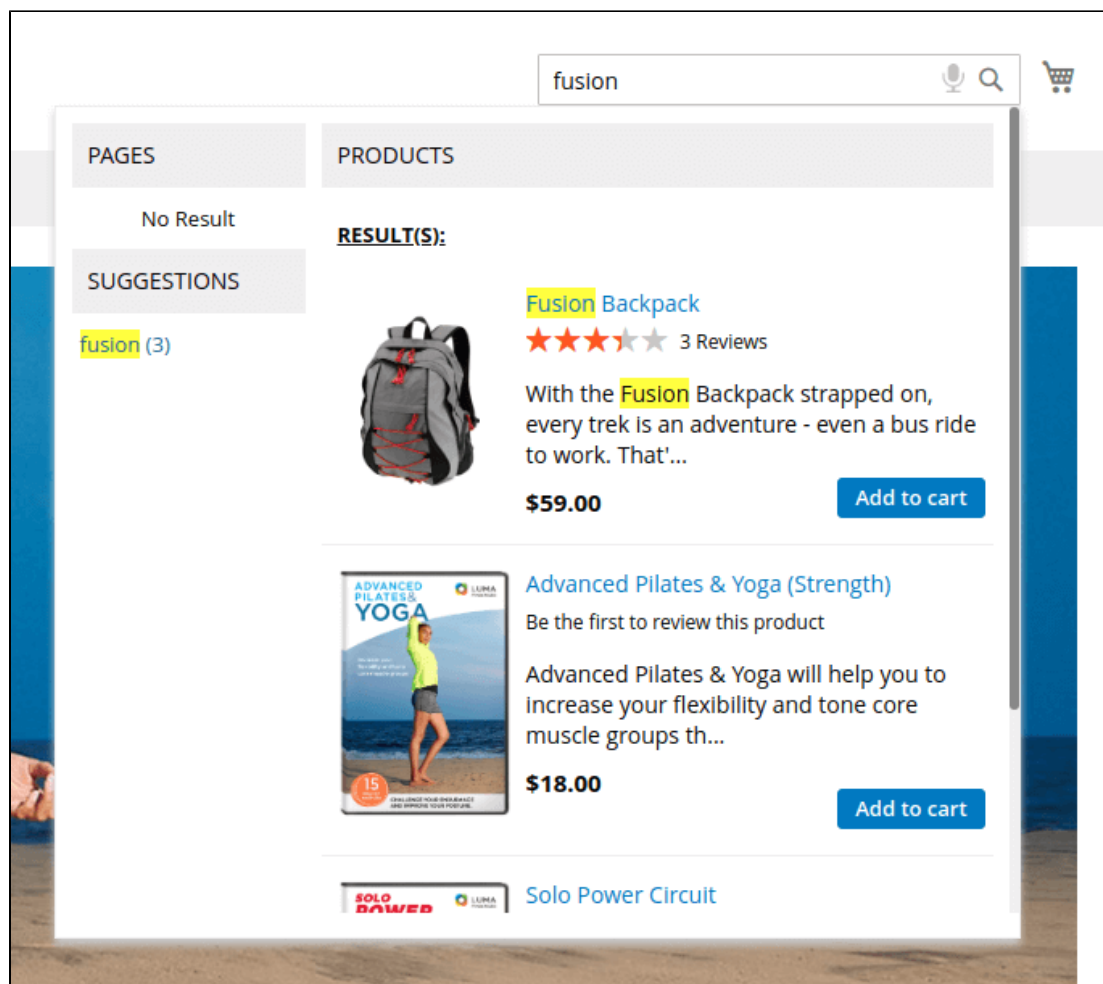
Solo Power Circuit

Sale upto 50%

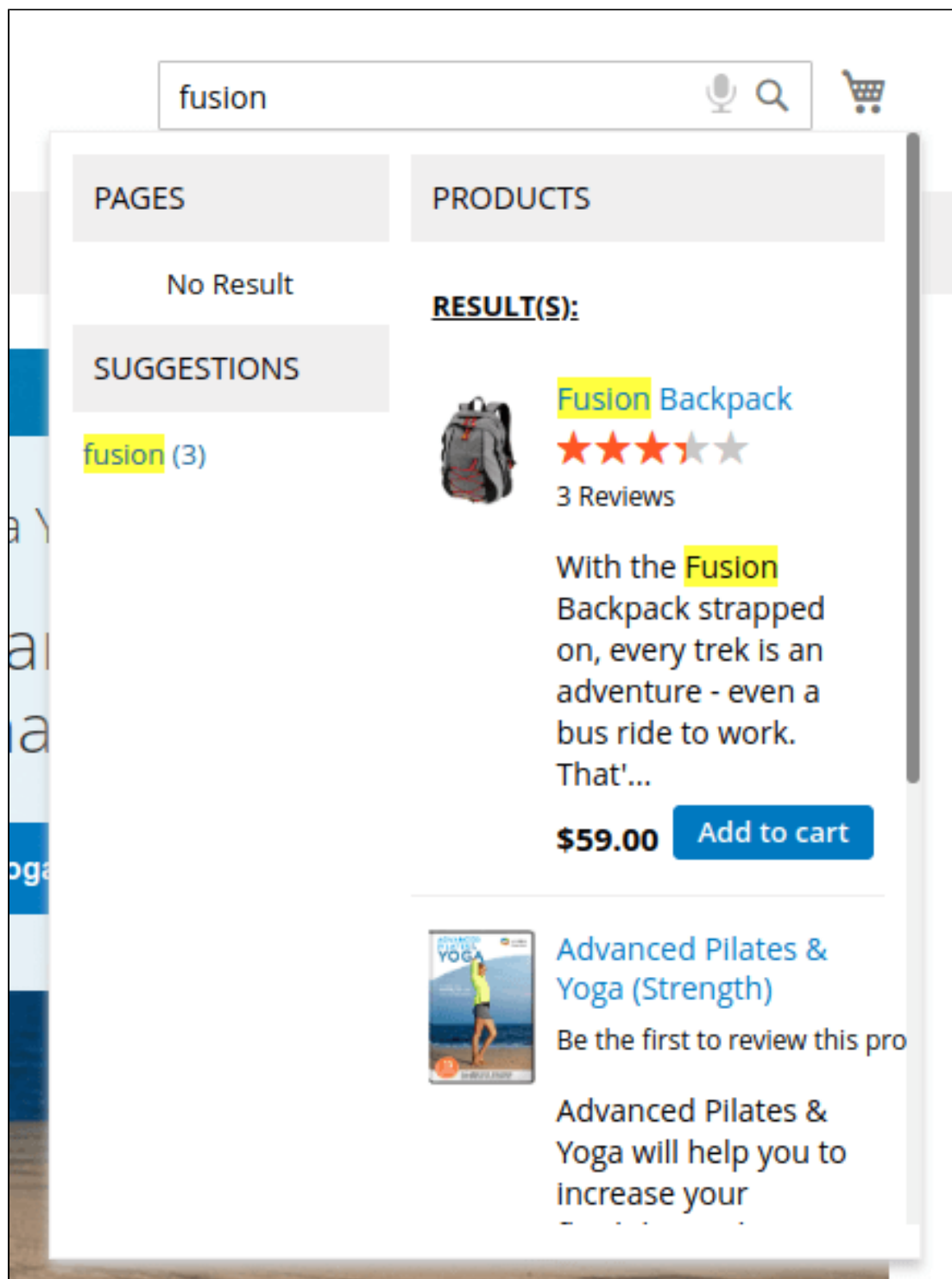
- 150% left suggestion box



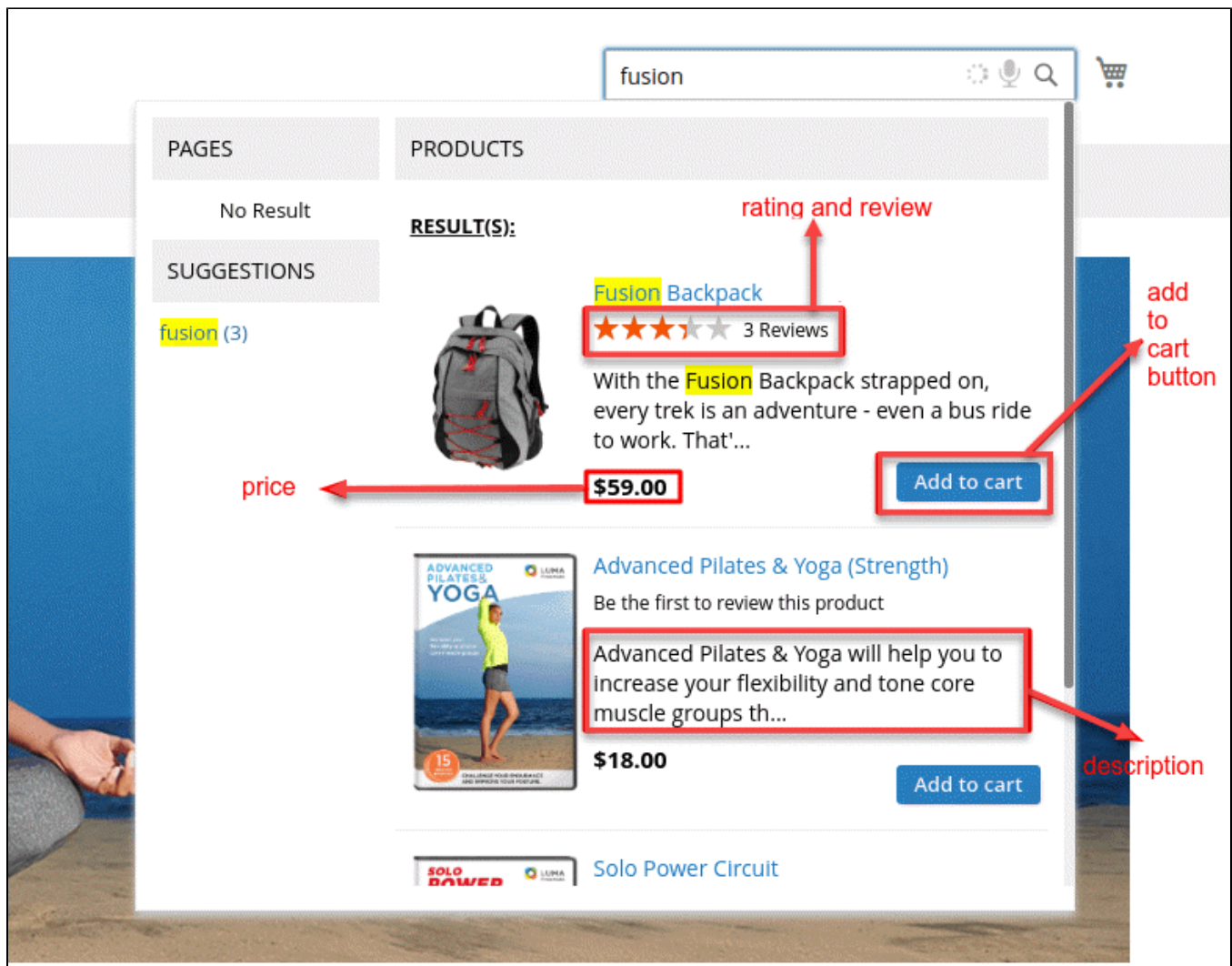
- 250% left suggestion box



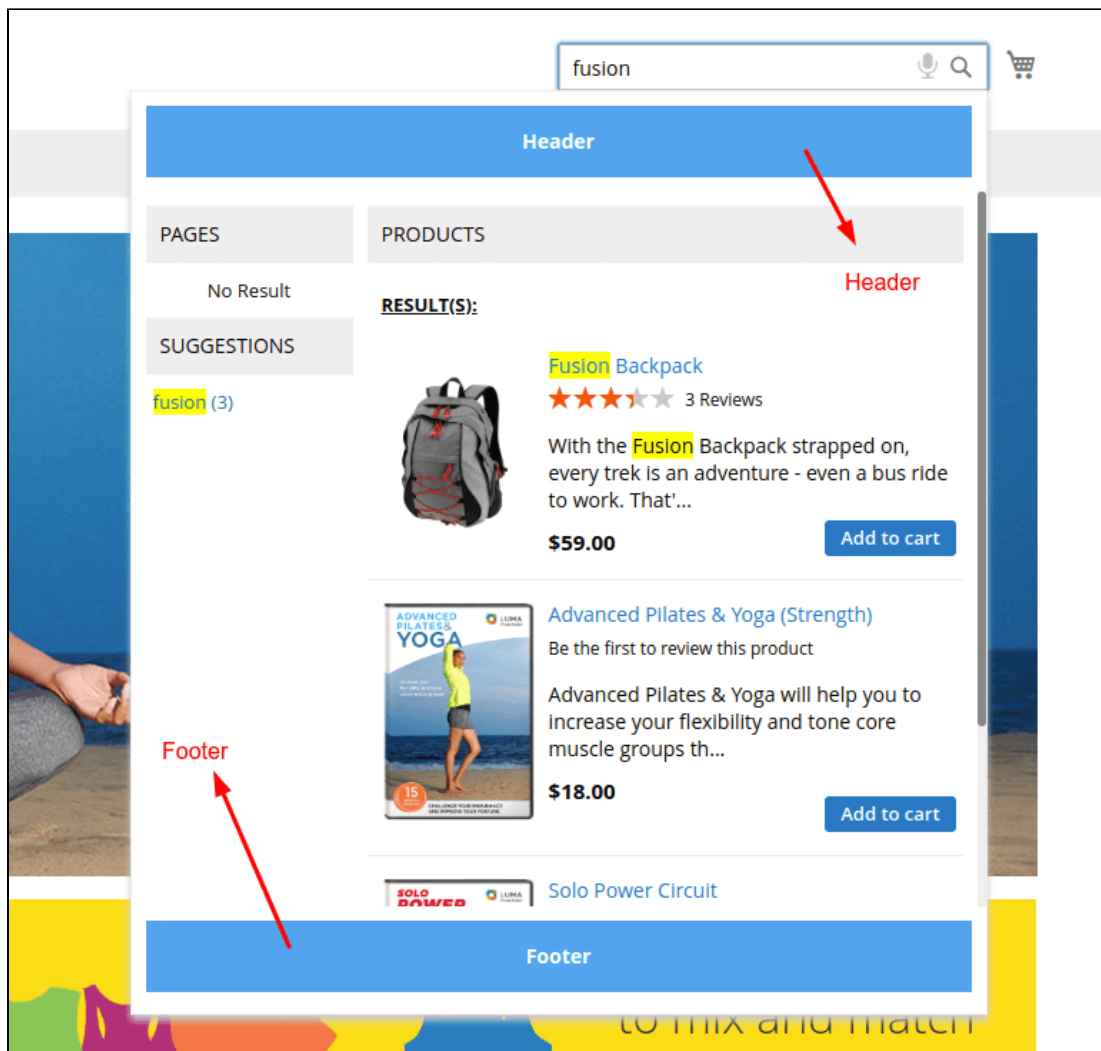
- Center suggestion box



- Product information displayed in the suggestion box



- Suggestion box's header and footer



Update

- When a bug fix or new feature is released, we will provide you with the updated package.
- All you need to do is repeating the above installing steps and uploading the package onto your store. The code will automatically override.
- Flush the configure cache. Your store and newly installed module should be working as expected.

Support

- We will reply to support request within **2 business days**.
- We will offer **lifetime free update and 6-month free support for all of our paid products**. Support includes answering questions related to our products, bug/error fixing to make sure our products fit well in your site exactly like our demo.
- Support **DOES NOT** include other series such as customizing our products, installation and uninstallation service.