

2. Opayo (Sage Pay) Payment Integration User Guide

Thank you for purchasing our extension. If you have any questions that are beyond the scope of this document, do not hesitate to contact us via email or submit a support ticket on our support portal.

By: Magenest | Email: support@magenest.com | Support Portal : <http://servicedesk.izysync.com/servicedesk/customer/portal/19>

- 1 [Introduction](#)
 - 1.1 [Highlight Features](#)
 - 1.2 [System Requirements](#)
 - 1.3 [Tutorial Video](#)
 - 2 [Configuration](#)
 - 2.1 [Opayo Global Config](#)
 - 2.2 [Opayo PI Integration](#)
 - 2.3 [Integrate with Paypal](#)
 - 2.4 [Opayo Form Integration/Paypal](#)
 - 2.5 [Opayo Server Integration](#)
 - 2.6 [Opayo Direct Integration](#)
 - 2.7 [Opayo PayPal](#)
 - 3 [Main Functions](#)
 - 3.1 [Check out with Opayo in an easy way](#)
 - 3.2 [With Opayo Credit Card Payment](#)
 - 3.3 [With Opayo Drop In Payments:](#)
 - 3.4 [Support 3D Secure](#)
 - 3.5 [3D Secure version 2 available in Opayo Direct Method.](#)
 - 3.6 [Save card function](#)
 - 3.7 [My Saved Card Identifiers](#)
 - 3.8 [View Order](#)
 - 3.9 [Capture Invoice](#)
 - 3.10 [View Invoice](#)
 - 3.11 [Partial or total refund](#)
 - 3.12 [Transaction](#)
 - 4 [Update](#)
 - 5 [Support](#)
-

Introduction

Magento 2 Opayo Payment extension is the most secured payment gateway in the UK.



Highlight Features

- Allow admins to integrate their Opayo account to their Magento stores.
- Allow customers to checkout using credit card payment
- Enable or disable the gateway.
- Specify allowed credit card types and countries.
- Specify the minimum and maximum order amount.
- Add a layer of security with 3D Secure Checkout.
- Support multiple stores.
- Integrate Save Card Function.
- Customer can capture invoice up to quantity product that they desired.
- Admins can easily check transaction history.
- Admins can easily manage profiles in the backend.
- Customers can also manage their profiles and cancel them if desired.
- Admin can create a credit memo for refunding.
- Easily perform Gift Aid enabled in Opayo.
- **3D Secure version 2 available in Opayo Direct Method** (Learn more about 3D secure ver 2 in [here](#)).

System Requirements

Your store should be running on Magento 2 version **2.1.x**; **2.2.x**, **2.3.x**, **2.4.x**


Tutorial Video

Configuration

Firstly, you have to configure the Opayo Payment Extension at Magento back end by going to **Stores > Configuration > Sales > Payment Methods > Opayo Payment Gateway**.

Opayo Global Config

+ Fill in **Vendor Name, Integration Key, Integration Password** obtained from your Opayo credentials.

 SagePay Global Config

Vendor Name
[website]

magenest

User
[website]

hien1

[How to create a user](#)

Password
[website]

.....

➕ In our example, we use account and API of Opayo to implement transaction in **test mode**. You can obtain this by going to <https://test.sagepay.com/mysagepay/transactions.msp>

TLS 1.2 Update is coming at the end of April 2018, if you are using our 'Server', 'Direct' or 'PI' integrations please check with your developer that you are TLS 1.2 ready

Welcome magenest from magenest

SettingsNewsTest ServerTest ServerTest ServerTest ServerTest ServerTest ServerTest ServerTest Server

Sign outMySagePay

AdministratorSettingsAVS/CV23D SecureRestrictionsValid IPsChange LogUsersPay MethodsSurchargesPage Customiser

Administrator Account Details

View and edit the details associated with the Sage Pay primary administrator login.

Primary admin account settings

Username: [input type="text"]

Email address: [input type="text"]

Email validation status: Validated

Receive updates and communications: No

Edit

Password details

Primary Admin Password: [input type="password"]

Form Integration Encryption Password: 1366332 [input type="password"]

Sage Pay API: [Create API credentials]

☐ I understand that this will create new credentials and may break any existing Sage Pay API implementations.
To find out more please visit our online [documentation](#).

My Sage Pay last accessed on: 27/06/2018 04:03:54

3D SECURE VER 2

Note: 3D secure version 2 is available in Opayo Direct method only.

Enable 3D Secure V2 <small>[website]</small>	Yes
Browser Javascript Enabled <small>[website]</small>	Yes

Boolean that represents the ability of the cardholder browser to execute JavaScript.

- **Enable 3D Secure Ver 2:** choose Yes to enable 3D Secure version 2, which contains many improvements to make it easier to achieve SCA on e-commerce transactions.
- **Browser Javascript Enabled:** choose Yes to enable the browser Javascript.

+ Turn on **Test Mode** when you use test credentials. Choose the **Live Mode** when you go live.

You can also turn on **Ignore address check** to skip the address and postcode check in test mode.

SagePay Global Config

Vendor Name

[website]

User

[store view]

[How to create a user](#)

Password

[store view]

.....

Mode

[website]

Test Mode

Ignore address check

[website]

Yes

Ignore address and postcode check in Test mode

Server domain (Test Mode)

[store view]

http://sage.demo.izysync.com/

This field must end with '/' (slash) e.g. https://example.com/magento/

Form Encryption Password (Test Mode)

[website]

[How do I get my encryption password?](#)

+ **Server domain:** Fill in your site domain

+ **Form Encryption Password:** Obtained from Opayo. Go to **Settings > Administrators > Password Details**. This field is used for Opayo Form configuration.

Apply 3D Secure

[store view]

Default: Use default MySagePay settings

Apply AVS CVC Check

[store view]

Default: Use default MySagePay settings

Allow Gift Aid

[store view]

Yes

Only working if your account is enable Gift Aid.

Collect Recipient Details

[store view]

Yes

Send transaction email

[store view]

Do not send either customer or vendor Email

Payment language

[store view]

Default

The language the customer sees the payment pages

Payment Surcharge Fee

[store view]

Payment Type	Surcharges Type	Column	Action
MasterCard	Fix		
VISA Credit	Fix		
VISA Debit	Percentage		
American Express			
Diner's Club			
Maestro			
VISA Electron			

Add

+ **Apply 3D Secure** with 4 options: Default, Force, Disable, Force & Ignore.

- **Default:** Use Default My Opayo Settings.
- **Force:** Apply authentication even if the 3D Secure is turned off.
- **Disable:** Disable authentication and rules.
- **Force & Ignore:** Apply authentication but ignore rules.

+ **Apply AVS, CVC Check** with 4 options: Default; Force; Disable; Force & Ignore.

- **Default:** Use Default My Opayo Settings
- **Force:** Apply authentication even if the AVS, CVC Check is turned off
- **Disable:** Disable authentication and rules
- **Force & Ignore:** Apply authentication but ignore rules

+ **Allow Gift Aid:** Allow customers to donate to charity. Note that this function only works if your Sage account is enabled for Gift Aid.

+ **Collect Recipient Details:**

+ **Send transaction email:** This is the setting for Opayo transaction email, which is sent when customers make payment with Opayo Form. There are three options:

- Do not send to either customer or vendor email: Will not send Opayo transactions to customers or vendors via emails.
- Send customer and vendor transaction email: Will send Opayo transactions to both customers and vendors via emails.
- Send vendor email but not customer email: Will send Opayo transactions to vendor's email only.

+ **Vendor Name, User and Password:** The credentials you got from Opayo in the above step.

+ **Payment language:** The language of the payment page (English, French, German, Spanish, Portuguese, Dutch).

+ **Payment Surcharge Fee:** You can add the extra fee for a selected payment type (MasterCard, Visa Credit, Visa Debit, American Express, Diner's Club, Maestro, VISA Electron) . The fee could be defined as fixed price or percentage of the payment.

Opayo PI Integration

+ **Enabled:** Choose Yes to enable direct checkout for Opayo Payment.

+ **Title:** The title of the payment method displayed on the checkout page.

+ **PI Integration Key & PI Integration Password:** Obtained from your Opayo account. Click on **Check API** button to check whether the API is working or not.

+ **Enable MOTO:** Allow you to make payments in admin panel for customers buying through email or telephone.

+ **User drop-in interface:** Turn this on to show Opayo with drop-in box.

+ **Save Customer CreditCard Token:** Allow customers to save credit card token for future purchases.

SagePay PI Integration

Enabled
[store view] Yes

Title
[store view] Sage Pay PI

Payment method title displayed on Checkout Page

[store view] [Check Api](#)

PI Integration Key
[website]

[Getting your PI credentials](#)

PI Integration Password
[website]

Enabled MOTO
[global] Yes

Use drop-in Interface
[store view] No

Save Customer CreditCard Token
[website] Yes

Saving customer card on Sage's Server so that they don't need to enter card details again

Payment Action
[store view] Authorize Only (Deferred)

New Order Status
[store view] Processing

Credit Card Types
[store view]
American Express
Visa
MasterCard
Discover
Other

Payment from Applicable Countries
[store view] All Allowed Countries

Payment from Specific Countries
[store view]
Afghanistan
Åland Islands
Albania
Algeria
American Samoa
Andorra
Angola
Anguilla
Antarctica
Antigua and Barbuda

Instructions
[store view]

Sort Order
[store view]

Minimum Order Total
[store view]

Maximum Order Total

+ Payment Action: You can choose between Authorize Only (Deferred) and Authorize and Capture (Payment).

- **Authorize Only:** check for the card for validity but not charge the account yet until the order is approved and invoiced.
- **Authorize and Capture (Payment):** charge the debit/credit card at the time of the order is placed.

+ New Order Status: Processing, Suspected Fraud

- **Processing:** The payment is made successfully and an order invoice is issued.
- **Suspected Fraud:** No invoice is issued.

blocked URL Credit Card Types: You can choose which credit card types you want by choosing one or more items.

blocked URL Payment from Applicable Countries:

- **All allowed countries:** Enable all allowed countries to make payment.
- **Specific Countries:** Restrict some countries by unselecting them from the **Payment from Specific Countries**.

blocked URL In addition, you can add/edit the **Instructions** to instruct customers how to do the payment.

blocked URL Sort Order: The order of the payment method that will be displayed on the checkout page.

blocked URL Minimum Order in Total: If the order value is less than this figure, the payment method will not be displayed on the checkout page.

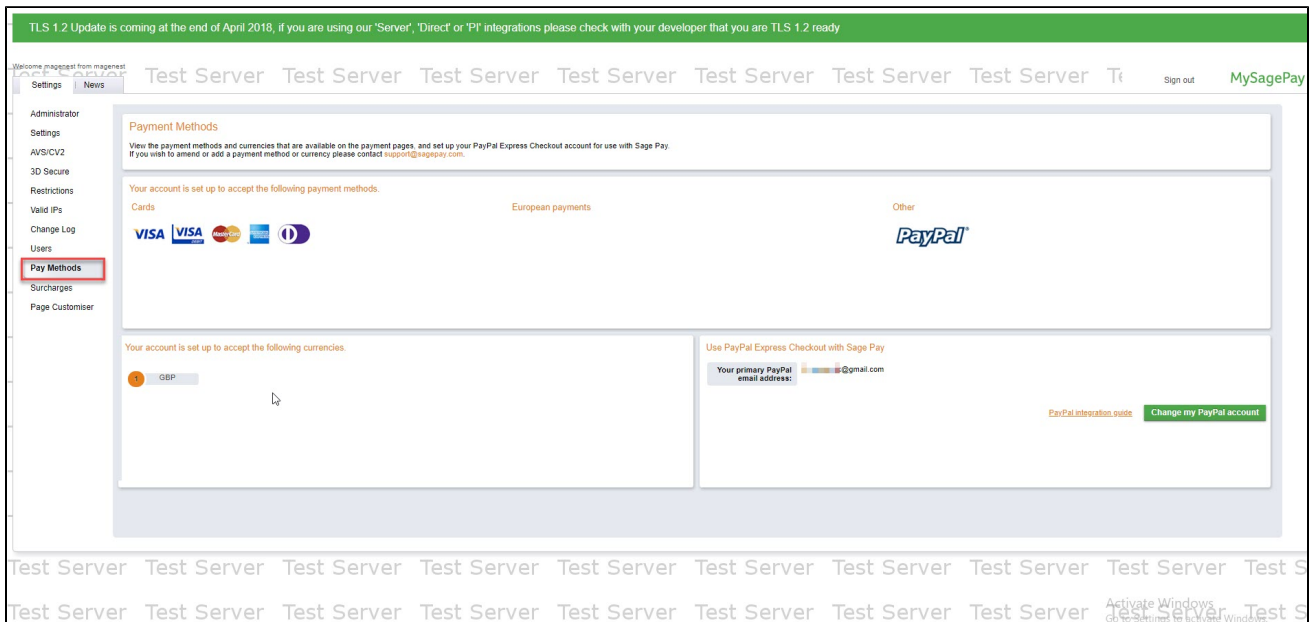
blocked URL Maximum Order in Total: If the order value is bigger than this figure, the payment method will not be displayed on the checkout page.

After finishing, click **Save Configuration**.

Integrate with Paypal

+ To integrate Opayo Payment with your Paypal, please navigate to <https://test.sagepay.com/mysagepay/transactions.msp>.

+ On the left menu column, choose **Pay methods then add your Paypal account on the right in the **Use Paypal Express Checkout with Opayo**.**



+ Please read these documents from Opayo for more details:

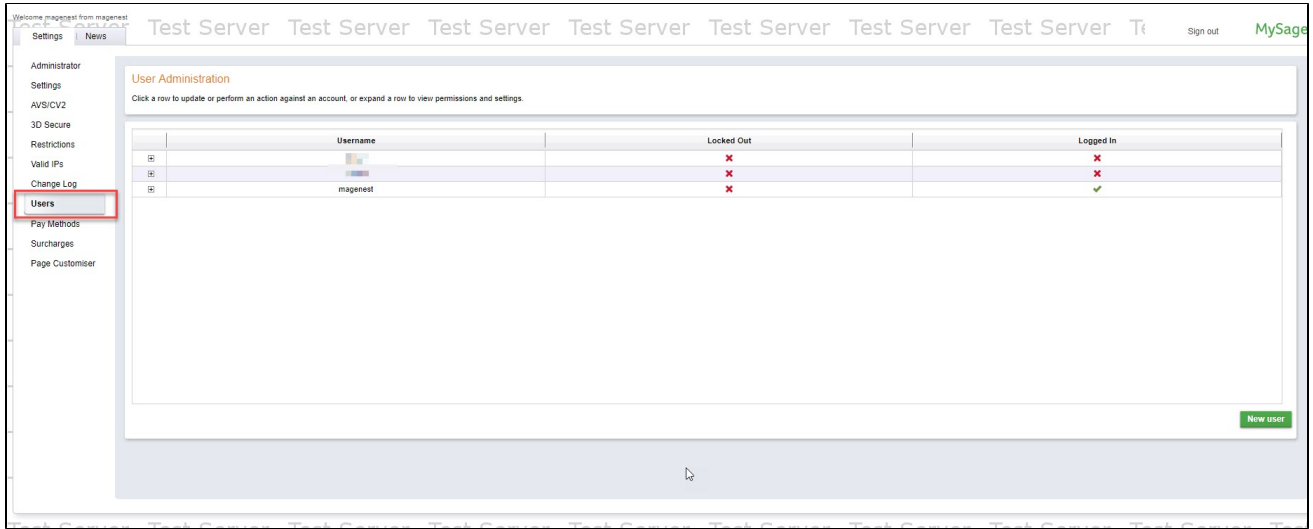
<https://www.sagepay.co.uk/support/12/36/adding-paypal-to-your-test-account>

<https://www.sagepay.co.uk/support/12/36/enabling-sage-pay-on-your-paypal-test-account>

<https://www.sagepay.co.uk/support/16/36/linking-paypal-to-your-live-account>

Create User in Opayo

In Opayo page, choose Users in the Settings, then create a user by clicking on the **New user** button. You will use this user account to link Paypal with your Opayo.



Opayo Form Integration/Paypal

+ Enabled: Enable Opayo Form with Paypal option.

+ Title: The title of the payment method displayed on the checkout page.

+ Payment Action: You can choose between Authorize Only (Deferred) and Authorize and Capture (Payment).

- **Authorize Only:** check for the card for validity but not charge the account yet until the order is approved and invoiced.
- **Authorize and Capture (Payment):** charge the debit/credit card at the time of the order is placed.

⌵ SagePay Form Integration/Paypal

Enabled <small>[store view]</small>	Yes ▼
Title <small>[store view]</small>	<input type="text" value="Sage Pay Form"/> <small>Payment method title displayed on Checkout Page</small>
Payment Action <small>[store view]</small>	Authorize Only (Deferred) ▼
New Order Status <small>[store view]</small>	Processing ▼
Payment from Applicable Countries <small>[store view]</small>	All Allowed Countries ▼
Payment from Specific Countries <small>[store view]</small>	<div><div>Afghanistan</div><div>Åland Islands</div><div>Albania</div><div>Algeria</div><div>American Samoa</div><div>Andorra</div><div>Angola</div><div>Anguilla</div><div>Antarctica</div><div>Antigua and Barbuda</div></div>
Sort Order <small>[store view]</small>	<input type="text"/>
Minimum Order Total <small>[store view]</small>	<input type="text"/>
Maximum Order Total <small>[store view]</small>	<input type="text"/>

+ New Order Status:

- **Processing:** The payment is made successfully and an order invoice is issued.
- **Suspected Fraud:** No invoice is issued.

[blocked URL](#) Payment from Applicable Countries:

- **All allowed countries:** Enable all allowed countries to make payment.
- **Specific Countries:** Restrict some countries by unselecting them from the **Payment from Specific Countries**.

[blocked URL](#) **Sort Order:** The order of the payment method that will be displayed on the checkout page.

[blocked URL](#) **Minimum Order in Total:** If the order value is less than this figure, the payment method will not be displayed on the checkout page.

[blocked URL](#) **Maximum Order in Total:** If the order value is bigger than this figure, the payment method will not be displayed on the checkout page.

Opayo Server Integration

+ **Enabled:** Enable Opayo Server.

+ **Title:** The title of the payment method displayed on the checkout page.

+ **Payment Action:** You can choose between Authorize Only (Deferred) and Authorize and Capture (Payment).

- **Authorize Only:** check for the card for validity but not charge the account yet until the order is approved and invoiced.
- **Authorize and Capture (Payment):** charge the debit/credit card at the time of the order is placed.

SagePay Server Integration

Enabled
[store view] Yes

Title
[store view] Sage Pay Server
Payment method title displayed on Checkout Page

Payment Action
[store view] Authorize and Capture (Payment)

Payment Profile
[store view] Normal Profile Mode

New Order Status
[store view] Processing

Payment from Applicable Countries
[store view] All Allowed Countries

Payment from Specific Countries
[store view]

- Afghanistan
- Åland Islands
- Albania
- Algeria
- American Samoa
- Andorra
- Angola
- Anguilla
- Antarctica
- Antigua and Barbuda

Sort Order
[store view]

Minimum Order Total
[store view]


Maximum Order Total
[store view]


New Order Status: Processing, Suspected Fraud


- **Processing:** The payment is made successfully and an order invoice is issued.
- **Suspected Fraud:** No invoice is issued.

Payment from Applicable Countries:

- **All allowed countries:** Enable all allowed countries to make payment.
- **Specific Countries:** Restrict some countries by unselecting them from the **Payment from Specific Countries**.


 **Sort Order:** The order of the payment method that will be displayed on the checkout page.


 **Minimum Order in Total:** If the order value is less than this figure, the payment method will not be displayed on the checkout page.

 **Maximum Order in Total:** If the order value is bigger than this figure, the payment method will not be displayed on the checkout page.

Opayo Direct Integration

 **Enabled:** Enable Opayo Direct Payment.

 **Title:** The title of the payment method displayed on the checkout page.

 **Payment Action:** You can choose between Authorize Only (Deferred) and Authorize and Capture (Payment).

- **Authorize Only:** check for the card for validity but not charge the account yet until the order is approved and invoiced.

- **Authorize and Capture (Payment):** charge the debit/credit card at the time of the order is placed.

SagePay Direct Integration

Enabled
[store view]

Yes

Title
[store view]

Sage Pay Direct

Payment method title displayed on Checkout Page

Payment Action
[store view]

Authorize and Capture (Payment)

New Order Status
[store view]

Processing

Credit Card Types
[store view]

VISA Credit

VISA Debit

VISA Electron

MasterCard

Maestro

American Express

Diner's Club

JCB Card

Laser

Payment from Applicable Countries
[store view]

All Allowed Countries

Payment from Specific Countries
[store view]

Afghanistan

Åland Islands

Albania

Algeria

American Samoa

Andorra

Angola

Anguilla

Antarctica

Antigua and Barbuda

Instructions
[store view]

Sort Order
[store view]

Minimum Order Total
[store view]

Maximum Order Total
[store view]

New Order Status: Processing, Suspected Fraud

- **Processing:** The payment is made successfully and an order invoice is issued.
- **Suspected Fraud:** No invoice is issued.

[blocked URL](#) **Payment from Applicable Countries:**

- **All allowed countries:** Enable all allowed countries to make payment.

- **Specific Countries:** Restrict some countries by unselecting them from the **Payment from Specific Countries**.

blocked URL **Sort Order:** The order of the payment method that will be displayed on the checkout page.

blocked URL **Minimum Order in Total:** If the order value is less than this figure, the payment method will not be displayed on the checkout page.

blocked URL **Maximum Order in Total:** If the order value is bigger than this figure, the payment method will not be displayed on the checkout page.

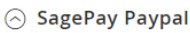
Opayo PayPal

+ Enabled: Enable Opayo PayPal Payment.

+ Title: The title of the payment method displayed on the checkout page.

+ Payment Action: You can choose between Authorize Only (Deferred) and Authorize and Capture (Payment).

- **Authorize Only:** check for the card for validity but not charge the account yet until the order is approved and invoiced.
- **Authorize and Capture (Payment):** charge the debit/credit card at the time of the order is placed.



Enabled
[store view]

Yes

Title
[store view]

Paypal

Payment method title displayed on Checkout Page

Payment Action
[store view]

Authorize and Capture (Payment)

New Order Status
[store view]

Processing

Payment from Applicable Countries
[store view]

All Allowed Countries

Payment from Specific Countries
[store view]

Afghanistan
Åland Islands
Albania
Algeria
American Samoa
Andorra
Angola
Anguilla
Antarctica
Antigua and Barbuda

Sort Order
[store view]

+ New Order Status: Processing, Suspected Fraud

- **Processing:** The payment is made successfully and an order invoice is issued.
- **Suspected Fraud:** No invoice is issued.

blocked URL **Payment from Applicable Countries:**

- **All allowed countries:** Enable all allowed countries to make payment.
- **Specific Countries:** Restrict some countries by unselecting them from the **Payment from Specific Countries**.

blocked URL **Sort Order:** The order of the payment method that will be displayed on the checkout page.

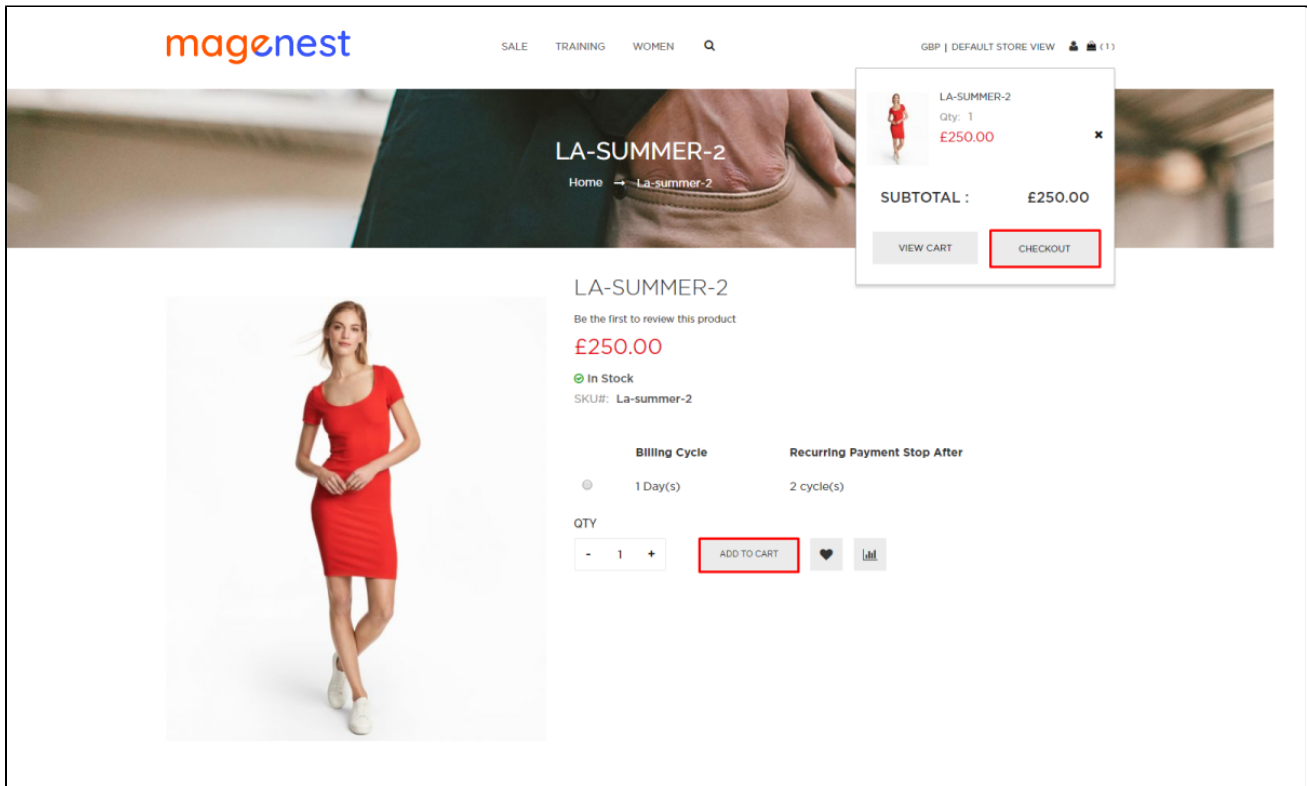
blocked URL **Minimum Order in Total:** If the order value is less than this figure, the payment method will not be displayed on the checkout page.

blocked URL **Maximum Order in Total:** If the order value is bigger than this figure, the payment method will not be displayed on the checkout page.

Main Functions

Check out with Opayo in an easy way

- Customers can add their desired items to the shopping cart by clicking on **Add to Cart** button.
- Then, the customer can go to the checkout page easily with the Checkout Button in the drop down of the shopping cart icon .
- Next. customer fills in his/her shipping address and selects the payment method.



- At the review and payments section, there are two Opayo payment methods: Opayo Credit Card drop in Payments and Opayo Direct Payment.

✓

Shipping

✓

Review & Payments


Payment

☐ Check / Money order

☐ SagePay Credit Card drop in Payments

☐

Payments by



SagePay

Apply Discount Code

Order Summary

Subtotal	£500.00
Shipping	£10.00
Flat Rate - Fixed	
Order Total	£510.00

2 Items in Cart



LA-SUMMER-2
Qty: 2

£500.00

Ship To:

Jolie George

1711 Melrose Ave,

Los Angeles, California 12345

United States

With Opayo Credit Card Payment

- Mark the checkbox **"My billing and shipping addresses are the same"** if the shipping address and the billing address are not different.
- If they are different, fill in the billing address then click "Update".



SagePay

☒ My billing and shipping address are the same

Susan Smith
67 Main Street,
New York, New York 10001
United States
123456



VISA



Credit Card Holder *

Sage Magenest

Credit Card Number *

4788250000028291

Expiration Date *

12 - December ▾

2020 ▾

Card Verification Number *

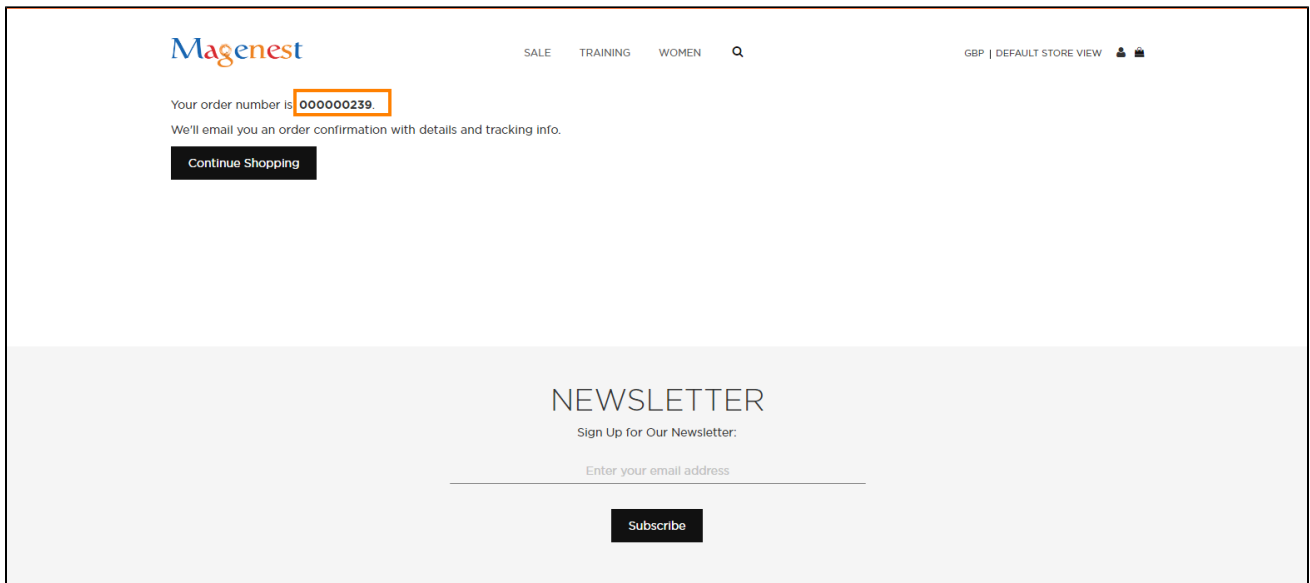
123



☐ Donate Taxes ?

Place Order

The customer fills credit card information into the checkout form and clicks **Place Order** button. The system will process with Sage and return the result with the customer's order number.



With Opayo Drop In Payments:

- Mark the checkbox "**My billing and shipping addresses are the same**" if the shipping address and the billing address are not different.
- If they are different, fill in the billing address then click "Update".

In this section, the customer will enter his/her credit card info into a drop-in that is more secure.

☒ SagePay Credit Card drop in Payments

☒ My billing and shipping address are the same

Susan Smith

67 Main Street,

New York, New York 10001

United States

123456

Name: Magenest

Card: 4788250000028291

Expiry: 1220



CVC: 123 ?

☐ Donate Taxes ?

Place Order

Support 3D Secure

When customers use type of card provided with 3D secure mode. Opayo will turn on automatic mode to check. The operation will redirect to processing page:



TEST ENVIRONMENT

Purchase Authentication
Please enter your password to verify your identification.

Vendor

SagePayDemoAccount

Purchase Amount

255.0 GBP

Date

Fri Aug 11 02:45:41 BST 2017


Pan

xxxxxxxxxx0006

Password

.....|

Submit



Click **Submit** to finalize the payment.

3D Secure version 2 available in Opayo Direct Method.

All of what the customer needs to do is filling the card information then click on **Place Order** button. Then there will be an authentication flow – where the customer doesn't even realize that authentication has taken place.

  Sage Pay Direct

☒ My billing and shipping address are the same

John Smith

1, Main Street, 1

1, American Samoa 12345-6789

United States

0123456789

Card Type *

VISA Credit

Credit Card Holder *

Credit Card Number *

Expiration Date *

Month

Year


Card Verification Number *



Place Order

Save card function

We design this function to help customers pay more conveniently. Customers could save time from typing a long range of numbers.

Payments by  SagePay Credit Card Payment

☒ My billing and shipping address are the same

Susan Smith
67 Main Street
New York, New York 10001
United States
123456

Use other card...



Credit Card Holder *

Credit Card Number *

Expiration Date *

Month Year

Card Verification Number *

 ?

- ☐ Save for next time ?
☐ Donate Taxes ?

Use other card...

xxxxxxxxxxxx5559
xxxxxxxxxxxx0006
xxxxxxxxxxxx5559
xxxxxxxxxxxx0006
xxxxxxxxxxxx5559
xxxxxxxxxxxx5559
xxxxxxxxxxxx0006

Place Order

My Saved Card Identifiers

Customers can see the cards that they used by clicking **My Account-> My Saved Card Identifiers**:

Magenest

SALE TRAINING WOMEN

GBP | DEFAULT STORE VIEW

MY CARD IDENTIFIERS

My Account

Account Dashboard

Account Information

Address Book

My Downloadable Products

My Orders

Newsletter Subscriptions

My Credit Cards

Billing Agreements

My Product Reviews

My Subscription Profiles

My Saved Card Identifiers

My Wish List

Card Identifiers	Last 4 number	Action
92DFA126-8E95-40F7-BD77-3580EA072B4A	5559	Delete
6A1E2669-6487-4168-8DOC-A1FB4899317D	0006	Delete
3C559766-90B6-445D-AEC8-2758D09EED3D	5559	Delete
2FF8D324-E53B-4908-A387-10B7213AE9E5	0006	Delete
207B656C-84E8-48E1-8EAF-18426C2AD382	5559	Delete
38DEC079-DCCB-4887-9849-23EE32CDC218	5559	Delete
4CFB0726-0180-4925-B463-F6483DD69553	0006	Delete

View Order

When the transaction is completed, merchants can review their orders by clicking **Sales > Orders >View**

DASHBOARD

SALES

PRODUCTS

CUSTOMERS

MARKETING

CONTENT

SAGEPAY PAYMENT GATEWAY

REPORTS

STORES

SYSTEM

FIND PARTNERS & EXTENSIONS

Orders

Create New Order

Search by keyword

Filters Default View Columns Export

Actions 154 records found

20 per page 1 of 8

	ID	Purchase Point	Purchase Date	Bill-to Name	Ship-to Name	Grand Total (Base)	Grand Total (Purchased)	Status	Action
	000000240	Main Website Main Website Store Default Store View	Aug 11, 2017, 1:08:00 AM	Susan Smith	Susan Smith	£255.00	£255.00	Processing	View
	000000239	Main Website Main Website Store Default Store View	Aug 11, 2017, 1:08:00 AM	Susan Smith	Susan Smith	£255.00	£255.00	Processing	View
	000000238	Main Website Main Website Store Default Store View	Aug 11, 2017, 1:08:00 AM	Susan Smith	Susan Smith	£255.00	£255.00	Processing	View
	000000237	Main Website Main Website Store Default Store View	Aug 10, 2017, 2:08:00 AM	Susan Smith	Susan Smith	£17.00	£17.00	Processing	View
	000000236	Main Website Main Website Store Default Store View	Aug 09, 2017, 2:08:00 AM	Susan Smith	Susan Smith	£17.00	£17.00	Processing	View
	000000235	Main Website Main Website Store Default Store View	Aug 08, 2017, 2:08:00 AM	Susan Smith	Susan Smith	£17.00	£17.00	Processing	View

DASHBOARD

SALES

PRODUCTS

CUSTOMERS

MARKETING

CONTENT

SAGEPAY PAYMENT GATEWAY

REPORTS

STORES

SYSTEM

FIND PARTNERS & EXTENSIONS

#00000240

17

sage

← Back

Send Email

Credit Memo

Hold

Ship

Reorder

ORDER VIEW

Information

Invoices

Credit Memos

Shipments

Comments History

Transactions

Order & Account Information

Order # 00000240 (The order confirmation email was sent)

Order Date

Aug 11, 2017, 1:45:39 AM

Order Status

Processing

Purchased From

Main Website
Main Website Store
Default Store View

Placed from IP

118.70.109.213

Account Information

Customer Name

Susan Smith

Email

susansmith2602@gmail.com

Customer Group

General

Address Information

Billing Address

Edit

Susan Smith
67 Main Street
New York, New York, 10001
United States
T: 123456

Shipping Address

Edit

Susan Smith
67 Main Street
New York, New York, 10001
United States
T: 123456

Payment & Shipping Method

Payment Information

SagePay Credit Card Payment

Credit Card Type:

N/A

Credit Card Number:

xxxx-0006

The order was placed using GBP.

Shipping & Handling Information

Flat Rate - Fixed £5.00

SagePay Transaction Detail

Transaction ID

3710E736-846C-3990-4481-FAB53CCA1330

Transaction Status

OK

3D Secure Check

Authenticated

Transaction Detail

The Authorisation was Successful.

Items Ordered

Product	Item Status	Original Price	Price	Qty	Subtotal	Tax Amount	Tax Percent	Discount Amount	Row Total
La-summer-2	Invoiced	£250.00	£250.00	Ordered 1 Invoiced 1	£250.00	£0.00	0%	£0.00	£250.00
SKU: La-summer-2									

Order Total

Notes for this Order

Status

Processing

Comment

Notify Customer by Email

Visible on Storefront

Submit Comment

Order Totals

Subtotal

£250.00

Shipping & Handling

£5.00

Grand Total

£255.00

Total Paid

£255.00

Total Refunded

£0.00

Total Due

£0.00

Aug 11, 2017 1:47:13 AM | Processing | Customer **Not Notified**
Captured amount of £255.00 online Transaction ID: "3710E736-846C-3990-4481-FAB53CCA1330"

Aug 11, 2017 1:47:13 AM | Pending | Customer **Not Notified**
Payment status: OK

Aug 11, 2017 1:47:13 AM | Pending | Customer **Not Notified**
Payment status detail: The Authorisation was Successful.

Aug 11, 2017 1:47:13 AM | Pending | Customer **Not Notified**
Authenticated

Aug 11, 2017 1:45:39 AM | Pending | Customer **Notified**
Aug 11, 2017 1:45:39 AM | Customer **Not Notified**
Payment status: 3DAuth

Aug 11, 2017 1:45:39 AM | Customer **Not Notified**
Please redirect your customer to the ACSURL to complete the 3DS Transaction

Capture Invoice

If you set the Payment Action as **Authorize Only**, invoice will not be created. You have to capture invoice in your request. However, the quantity of the products in the new invoice must be smaller than or equal to the pre-order.

⚠ This extension does not support multiple invoices.

DASHBOARD

SALES

PRODUCTS

CUSTOMERS

MARKETING

CONTENT

SAGEPAY PAYMENT GATEWAY

REPORTS

STORES

SYSTEM

FIND PARTNERS & EXTENSIONS

New Invoice

← Back

Reset

Order & Account Information

Order # 00000243 (The order confirmation email was sent)

Order Date

Aug 11, 2017, 2:03:23 AM

Order Status

Processing

Purchased From

Main Website
Main Website Store
Default Store View

Placed from IP

118.70.109.213

Account Information

Customer Name

Susan Smith

Email

susansmith2602@gmail.com

Customer Group

General

Address Information

Billing Address [Edit](#)

Susan Smith
67 Main Street
New York, New York, 10001
United States
T: 123456

Shipping Address [Edit](#)

Susan Smith
67 Main Street
New York, New York, 10001
United States
T: 123456

Payment & Shipping Method

Payment Information

SagePay Credit Card Payment

Credit Card Type:

N/A

The order was placed using GBP.

Shipping Information

Flat Rate - Fixed
Total Shipping Charges: **£25.00**

☐ Create Shipment

Items to Invoice

Product	Price	Qty	Qty to Invoice	Subtotal	Tax Amount	Discount Amount	Row Total
La-summer-2	£250.00	Ordered 5	<input type="text" value="3"/>	£750.00	£0.00	£0.00	£750.00
SKU: La-summer-2							

Update Qty's

Order Total

Invoice History

Invoice Comments

Invoice Totals

Subtotal

£750.00

Shipping & Handling

£25.00

Grand Total

Amount

£775.00

Capture Online

▼

☐ Append Comments

☐ Email Copy of Invoice

Submit Invoice

Copyright © 2017 Magento Commerce Inc. All rights reserved.

Magento ver. 2.1.0

[Account Activity](#) | [Report Bugs](#)

View Invoice

You can manage invoices by going to **Sales > Invoices**

Click on **View** button to see the details of invoice that you want.

DASHBOARD

SALES

PRODUCTS

CUSTOMERS

MARKETING

CONTENT

SAGEPAY PAYMENT GATEWAY

REPORTS

STORES

SYSTEM

Invoices

Filters

Default View

Columns

Export

20

per page

1

of 6

	Invoice	Invoice Date	Order #	Order Date	Bill-to Name	Status	Grand Total (Base)	Grand Total (Purchased)	Action
<input type="checkbox"/>	000000001	Apr 6, 2017 1:41:46 PM	000000040	Apr 6, 2017 1:41:45 PM		Paid	£128.00	£128.00	View
<input type="checkbox"/>	000000002	Apr 7, 2017 1:42:03 AM	000000043	Apr 7, 2017 1:42:03 AM		Paid	£442.00	£442.00	View
<input type="checkbox"/>	000000003	Apr 7, 2017 2:05:20 AM	000000045	Apr 7, 2017 2:05:19 AM		Paid	£442.00	£442.00	View
<input type="checkbox"/>	000000004	Apr 7, 2017 2:08:04 AM	000000047	Apr 7, 2017 2:08:04 AM		Paid	£128.00	£128.00	View
<input type="checkbox"/>	000000005	Apr 7, 2017 2:12:20 AM	000000049	Apr 7, 2017 2:12:20 AM		Paid	£221.00	£221.00	View
<input type="checkbox"/>	000000006	Apr 7, 2017 2:16:11 AM	000000051	Apr 7, 2017 2:16:11 AM		Paid	£229.00	£229.00	View
<input type="checkbox"/>	000000007	May 3, 2017 12:56:42 PM	000000065	May 3, 2017 12:56:42 PM		Paid	£204.00	£204.00	View
<input type="checkbox"/>	000000008	May 10, 2017 4:21:42 AM	000000068	May 10, 2017 4:21:42 AM		Paid	£221.00	£221.00	View
<input type="checkbox"/>	000000009	May 12, 2017 9:16:31 AM	000000076	May 12, 2017 9:16:31 AM		Paid	£8,745.00	£8,745.00	View
<input type="checkbox"/>	000000010	May 12, 2017 9:38:53 AM	000000077	May 12, 2017 9:38:53 AM		Paid	£4,710.00	£4,710.00	View
<input type="checkbox"/>	000000011	May 13, 2017 5:58:26 AM	000000078	May 13, 2017 5:58:26 AM		Paid	£663.00	£663.00	View
<input type="checkbox"/>	000000012	May 13, 2017 6:11:03 AM	000000079	May 13, 2017 6:11:03 AM		Paid	£2,250.00	£2,250.00	View

You can change the column content by clicking on the **Columns** icon on the top right. Next to it is the **Export** icon that allows you to export the invoices list into CSV and XML files.

DASHBOARD

SALES

PRODUCTS

CUSTOMERS

MARKETING

CONTENT

SAGEPAY
PAYMENT
GATEWAY

REPORTS

STORES

SYSTEM

THIRD PARTIES
& EXTENSIONS

#00000095

← Back

Send Email

Credit Memo

Print

Order & Account Information

Order # 000000240 (The order confirmation email was sent)

Order Date	Aug 11, 2017, 1:45:39 AM
Order Status	Processing
Purchased From	Main Website Main Website Store Default Store View
Placed from IP	118.70.109.213

Account Information

Customer Name	Susan Smith
Email	susansmith2602@gmail.com
Customer Group	General

Address Information

Billing Address Edit

Susan Smith
67 Main Street
New York, New York, 10001
United States
T: 123456

Shipping Address Edit

Susan Smith
67 Main Street
New York, New York, 10001
United States
T: 123456

Payment & Shipping Method

Payment Information

SagePay Credit Card Payment

Credit Card Type:	N/A
Credit Card Number:	xxxx-0006

The order was placed using GBP.

Shipping Information

Flat Rate - Fixed
Total Shipping Charges: **£5.00**

Items Invoiced

Product	Price	Qty	Subtotal	Tax Amount	Discount Amount	Row Total
La-summer-2 SKU: La-summer-2	£250.00	1	£250.00	£0.00	£0.00	£250.00

Order Total

Invoice History

Comment Text

☐ Notify Customer by Email

☐ Visible on Storefront

Submit Comment

Invoice Totals

Subtotal	£250.00
Shipping & Handling	£5.00
Grand Total	£255.00

Copyright © 2017 Magento Commerce Inc. All rights reserved.

Magento ver. 2.1.0

[Account Activity](#) | [Report Bugs](#)

- DASHBOARD
- SALES
- PRODUCTS
- CUSTOMERS
- MARKETING
- CONTENT
- SAGEPAY PAYMENT GATEWAY
- REPORTS
- STORES
- SYSTEM
- FIND PARTNERS & EXTENSIONS

New Memo for #000000095

← Back
Reset

Order & Account Information

Order # 000000240 (The order confirmation email was sent)

Order Date	Aug 11, 2017, 1:45:39 AM
Order Status	Processing
Purchased From	Main Website Main Website Store Default Store View
Placed from IP	118.70.109.213

Account Information

Customer Name	Susan Smith
Email	susansmith2602@gmail.com
Customer Group	General

Address Information

Billing Address [Edit](#)

Susan Smith
67 Main Street
New York, New York, 10001
United States
T: 123456

Shipping Address

[Edit](#)

Susan Smith
67 Main Street
New York, New York, 10001
United States
T: 123456

Payment & Shipping Method

Payment Information

SagePay Credit Card Payment

Credit Card Type:	N/A
Credit Card Number:	xxxx-0006

The order was placed using GBP.

Shipping Information

Flat Rate - Fixed
Total Shipping Charges: **£5.00**

Items to Refund

Product	Price	Qty	Return to Stock	Qty to Refund	Subtotal	Tax Amount	Discount Amount	Row Total
La-summer-2	£250.00	Ordered 1 Invoiced 1	<input type="checkbox"/>	<input type="text" value="1"/>	£250.00	£0.00	£0.00	£250.00
				<input type="button" value="Update Qty's"/>				

Order Total

Credit Memo Comments

Comment Text

Refund Totals

Subtotal	£250.00
Refund Shipping	<input type="text" value="5"/>
Adjustment Refund	<input type="text" value="0"/>
Adjustment Fee	<input type="text" value="0"/>
Grand Total	£255.00

☐ Append Comments

☐ Email Copy of Credit Memo

Copyright © 2017 Magento Commerce Inc. All rights reserved.

Magento ver. 2.1.0
[Account Activity](#) | [Report Bugs](#)

Transaction

To view transactions in Opayo, log in Magento backend and choose **Opayo Payment Gateway > Transactions**

DASHBOARD

SALES

PRODUCTS

CUSTOMERS

MARKETING

CONTENT

SALES/PAYMENT GATEWAY

REPORTS

STORES

SYSTEM

FIND PARTNERS & EXTENSIONS

Transactions

Search by keyword

55 records found

Filters

Default View

Columns

Export

20

per page

1

of 3

	Transaction ID	Order ID	Type	Status	3D Secure Status
<input type="checkbox"/>	89EF5DA1-96D1-EEDD-CF9B-23C38E62BBDD	000000123	Payment	Ok	Authenticated
<input type="checkbox"/>	6A2C4E7E-F890-A8F2-6AA1-3D809BA6BA31	000000124	Deferred	Ok	Authenticated
<input type="checkbox"/>	6C0DB029-4FE1-6949-59D7-E1E815141F83	000000126	Payment	Ok	CardNotEnrolled
<input type="checkbox"/>	A948B998-1DEE-80D6-9599-0A36611C6E5F	000000130	Deferred	Ok	CardNotEnrolled
<input type="checkbox"/>	6A51AEDD-C899-4E1E-6D63-9C20A4A6EB51	000000142	Deferred	Ok	Error
<input type="checkbox"/>	21A68D8B-19E8-FA65-6751-5BCD5BE048AE	000000143	Deferred	Ok	Authenticated
<input type="checkbox"/>	44148965-9064-839F-6034-A5CC7F3C75B8	000000144	Deferred	Ok	Authenticated
<input type="checkbox"/>	BDF4F5F6-A4FE-6172-4E46-B442DADF399E	000000149	Deferred	Ok	CardNotEnrolled
<input type="checkbox"/>	3561BEB1-82B6-2DFB-EC92-9CDF85ACD0DE	000000153	Deferred	Ok	Authenticated
<input type="checkbox"/>	16816850-2F73-8C97-732F-B38DD4E48DF3	000000154	Deferred	Ok	Authenticated
<input type="checkbox"/>	50D8173C-877C-0BF3-0F83-FBA12D3945CC	000000155	Deferred	Ok	Authenticated
<input type="checkbox"/>	4B6E4E4B-FAE8-D59E-65FB-9120E70176E0	000000156	Deferred	Ok	Authenticated
<input type="checkbox"/>	0C2D698B-57DB-94FA-1586-A90ECE00A56E	000000160	Deferred	Ok	Authenticated

Update

- When a new update is available, we will provide you with a new package containing our updated extension.
- In case you update your module, you will have to delete the old module directory and repeat the installing steps above.
- Flush the config cache then your store and newly installed module should be working as expected.

Support

- We will reply to support requests within **2 business days**.
- We will offer **lifetime free update and 6 months free support for all of our paid products**. Support includes answering questions related to our products, bug/error fixing to make sure our products fit well in your site exactly like our demo.
- Support **DOES NOT** include other services such as customizing our products, installation and uninstallation service.

Once again, thank you for purchasing our extension. If you have any questions relating to this extension, please do not hesitate to contact us for support.