2. Barclaycard ePDQ Payment Gateway User Guide

Thank you for purchasing our extension. If you have any questions that are beyond the scope of this document, do not hesitate to leave us an email via: support@magenest.com

By: Magenest | Support Portal: http://servicedesk.izysync.com/servicedesk/customer/portal/57

1 Introduction
- 1.1 Features For Admins
- 1.2 Features For Customers
- 1.3 System Requirements

2 Configuration
- 2.1 Set up Barclays Account
- 2.2 Set Configuration

3 Main Functions
4 Update
5 Support

Introduction

Barclays is a British multinational banking and financial services company headquartered in London. It is a universal bank with operations in retail, wholesale and investment banking, as well as wealth management, mortgage lending and credit cards. It has operations in over 50 countries and territories and has around 48 million customers.

Therefore, **Magenest** has created **Barclaycard ePDQ Payment Gateway** to be able to interact between Barclay bank and customers in the most convenient way.

Features For Admins

- A lot of features is included in the extension that you can tweak to make it best suit your business, including:
    - Choose between Authorize Only or Authorize and Capture.
    - View order status
    - Check email customer
    - Allowed credit card types
    - Enable 3D Secure
    - Enable CVC verification
    - Restrict unwanted countries from making payment
    - Order total threshold
    - Submit invoice from backend

Features For Customers

- The primary aim of the extension is to deliver the most fluent and effortless payment experience to the customers:
    - Easily checkout using credit card.
    - Purchase through telephones or emails

System Requirements

Your store should be running on Magento 2 Community Edition version **2.1.x., 2.2.x**

Configuration

Set up Barclays Account

You need to have a barclays account to use our extension. If you don't have any Barclays accounts, you can **Create a new account** by clicking on the following link: https://www.barclaycard.co.uk/ and choose **Register**

In case you already have a Barclays account, skip this step and sign in.

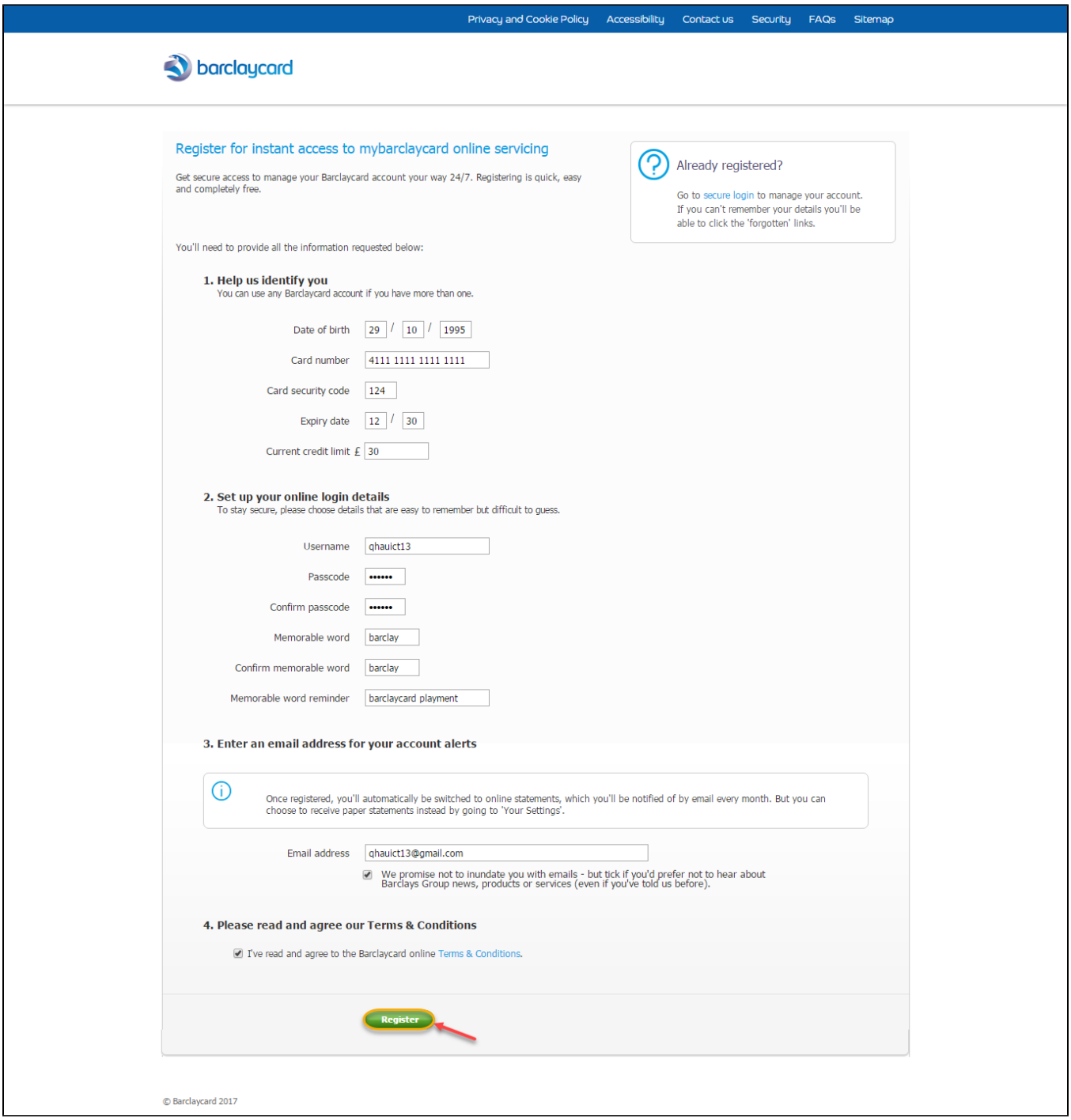

If you have a Barclays account, **sign in** to your account.

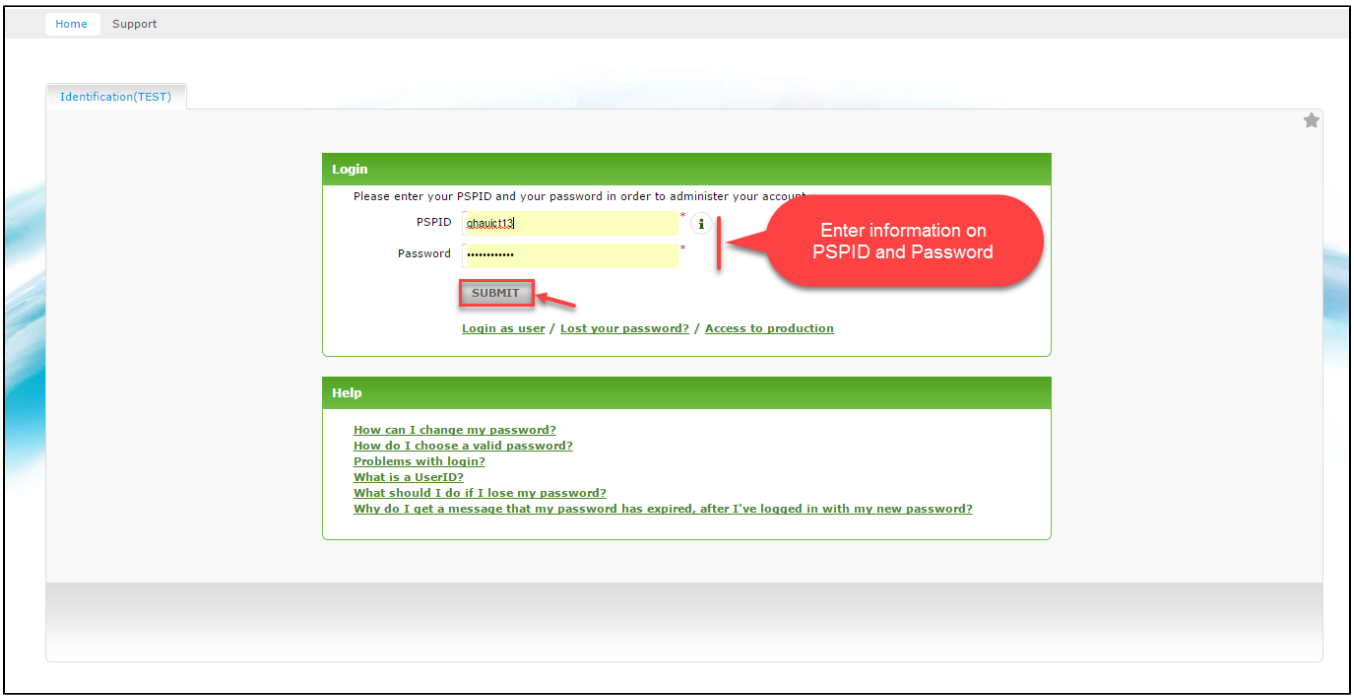

Set Configuration

General Settings:

Go to **Stores > Configuration > Sales > Payment Methods**

PSID: the username you use to login to the ePDQ Merchant services pages

Hash algorithm: Magento Edition hashes all data that does not require decryption by using a strong SHA-256 hashing algorithm instead of the previously used MD5.

passwords will be hashed using the new algorithm whenever they are entered by customers, and all new passwords will be hashed using the SHA-256 or SHA-512 algorithm.

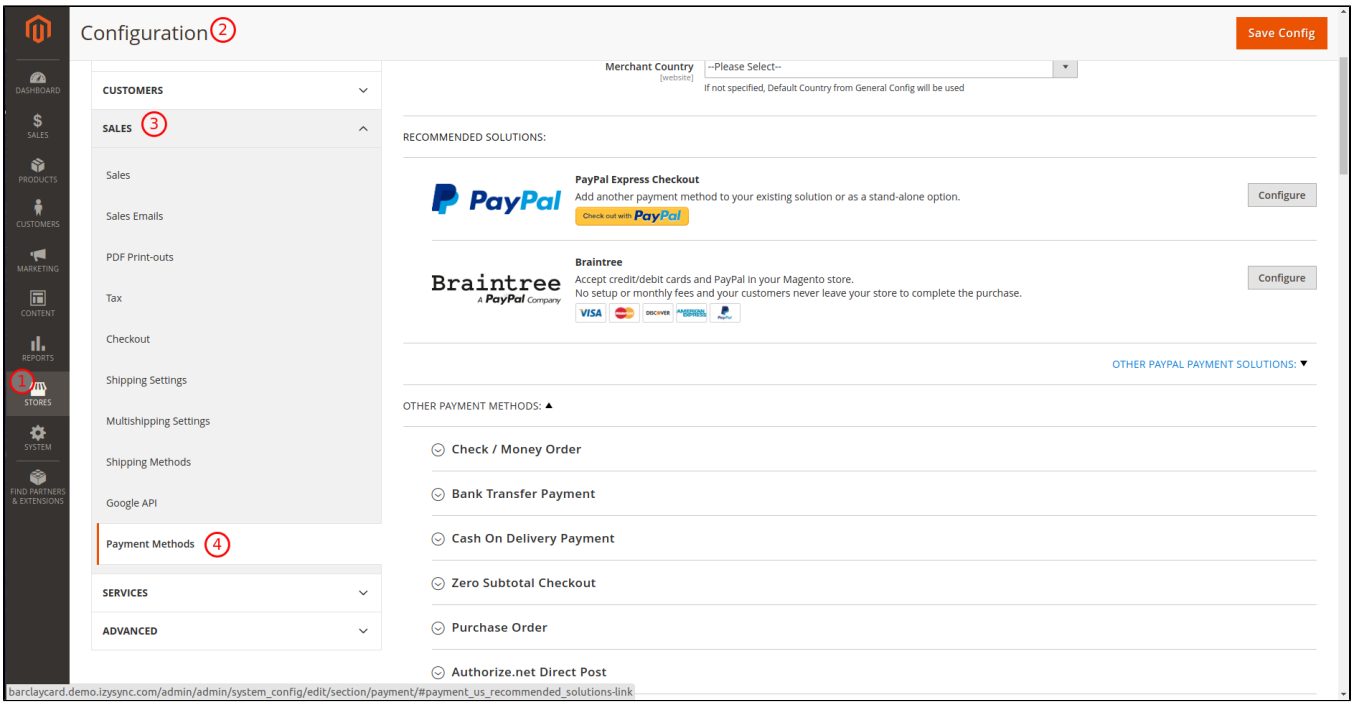

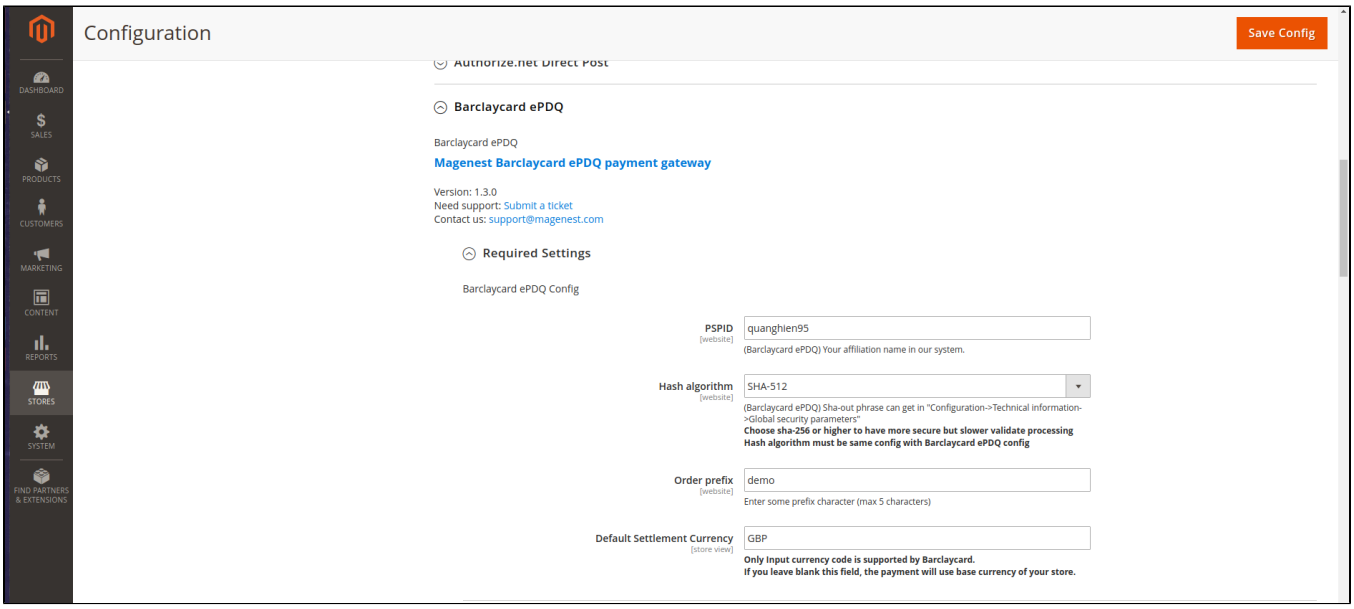

Hash algorithm

Hash algorithm need to same with Hash algorithm in barclay

(Barclaycard ePDQ) Sha-out phrase can get in "Configuration->Technical information->Global security parameters"

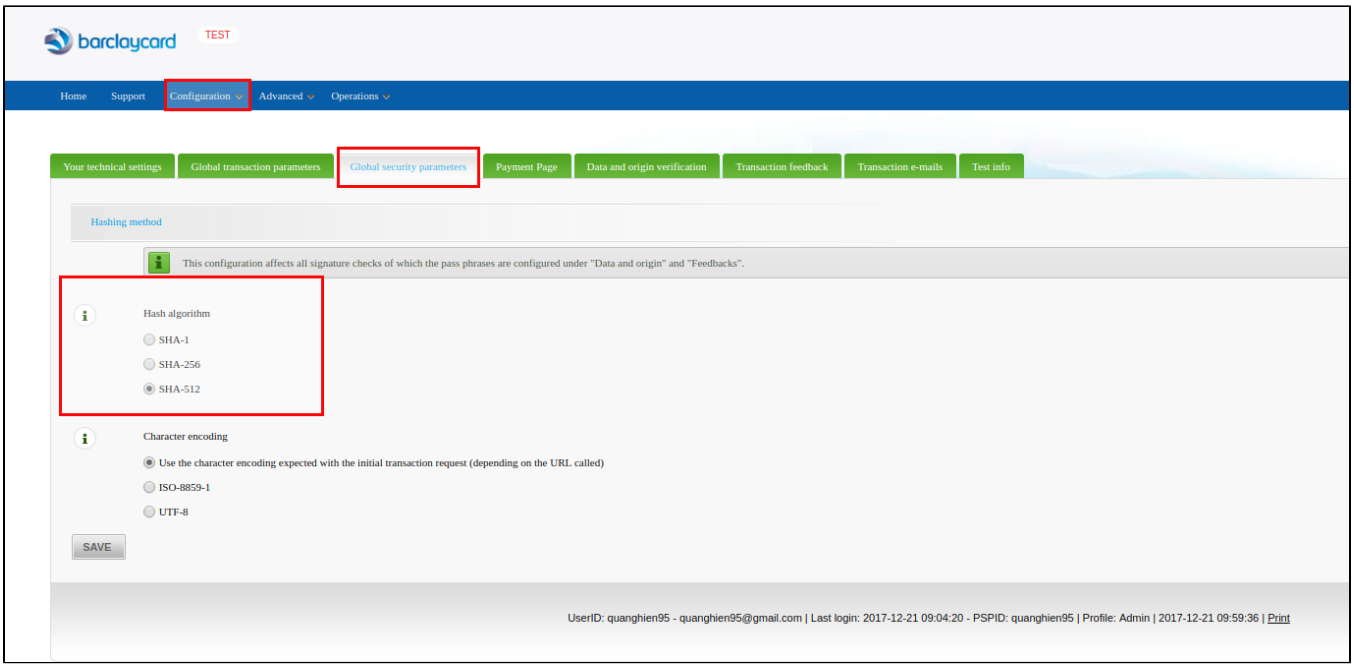

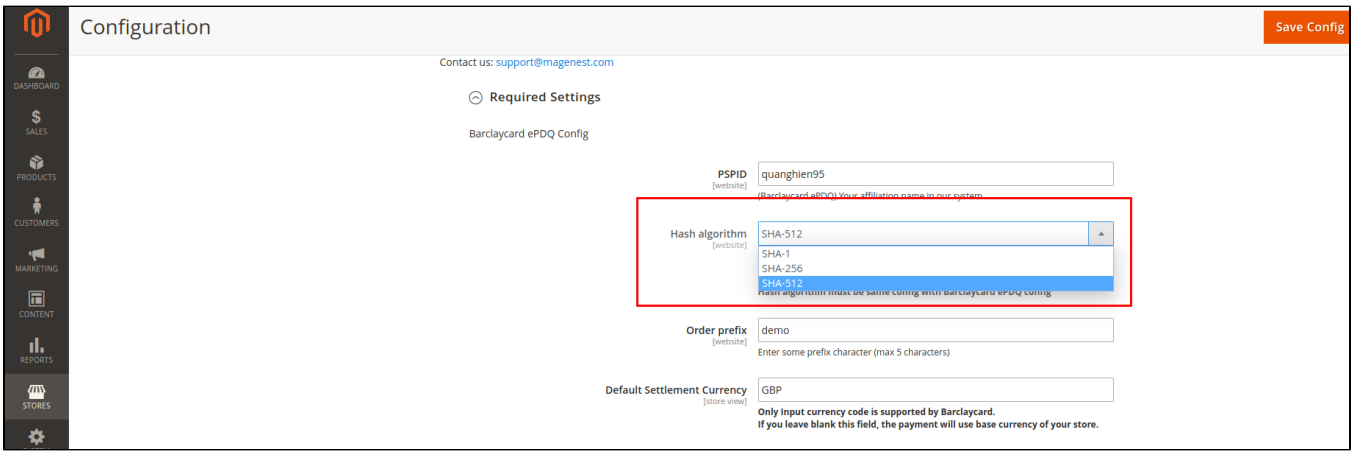

ePDQ Hosted Payment Page integration (Recommend Integration)

Barclaycard configuration

Fill out these 3 URLs in Barclay

- **Main URL**

Go to **Configuration > Technical Information > Data and origin verification.**

Fill main URL in **"Checks for e-Commerce"**

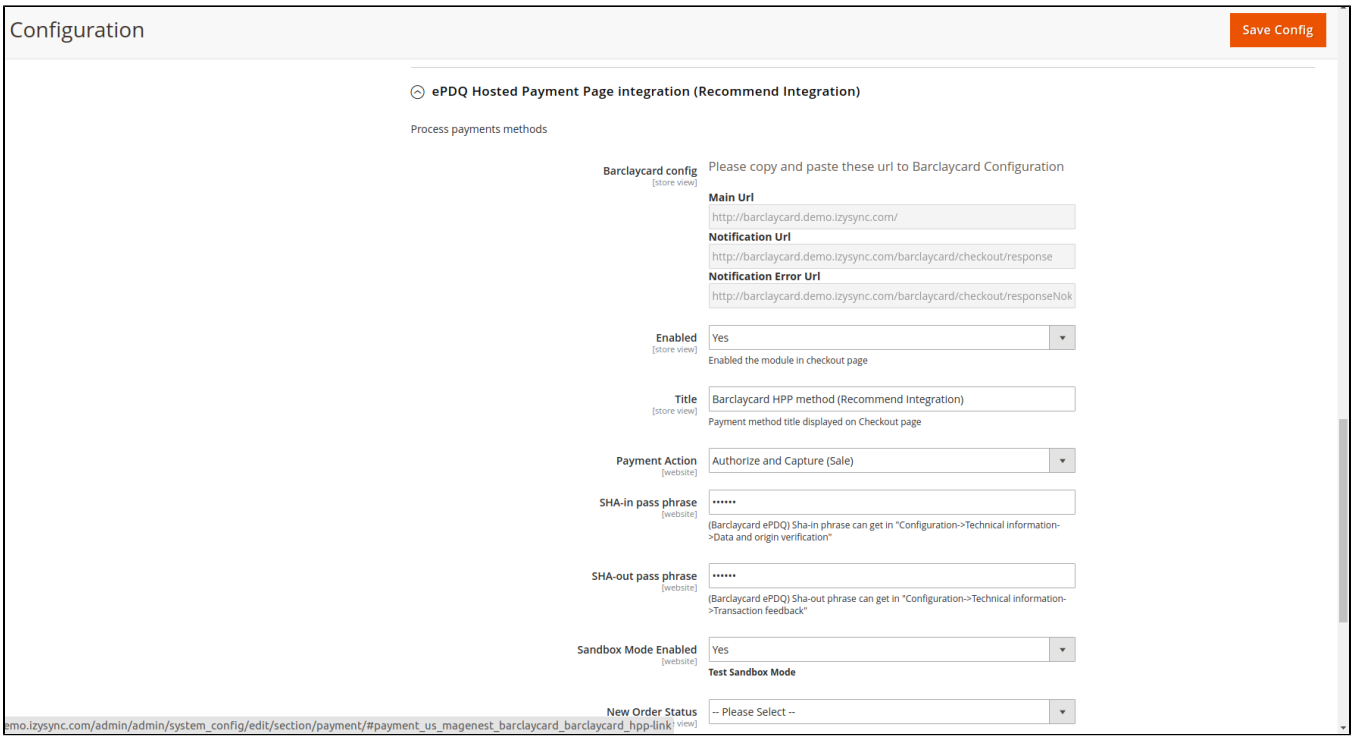

- **Notification URL and Notification error URL**

In Barclaycard, go to **Configuration -> Technical Information -> Transaction feedback -> Go to "Direct HTTP server-to-server request"** and fill the Notification and Notification Error URLs from Magento backend in.

And click in check box "Online"

Both Notification URL and Notification error URL are HTTPs protocol.

If using HTTP, you will not receive response from Barclay, then orders cannot handle the payment result.

You should choose some vaiables in "Dynamic e-Commerce parameters", but should not choose all of them.

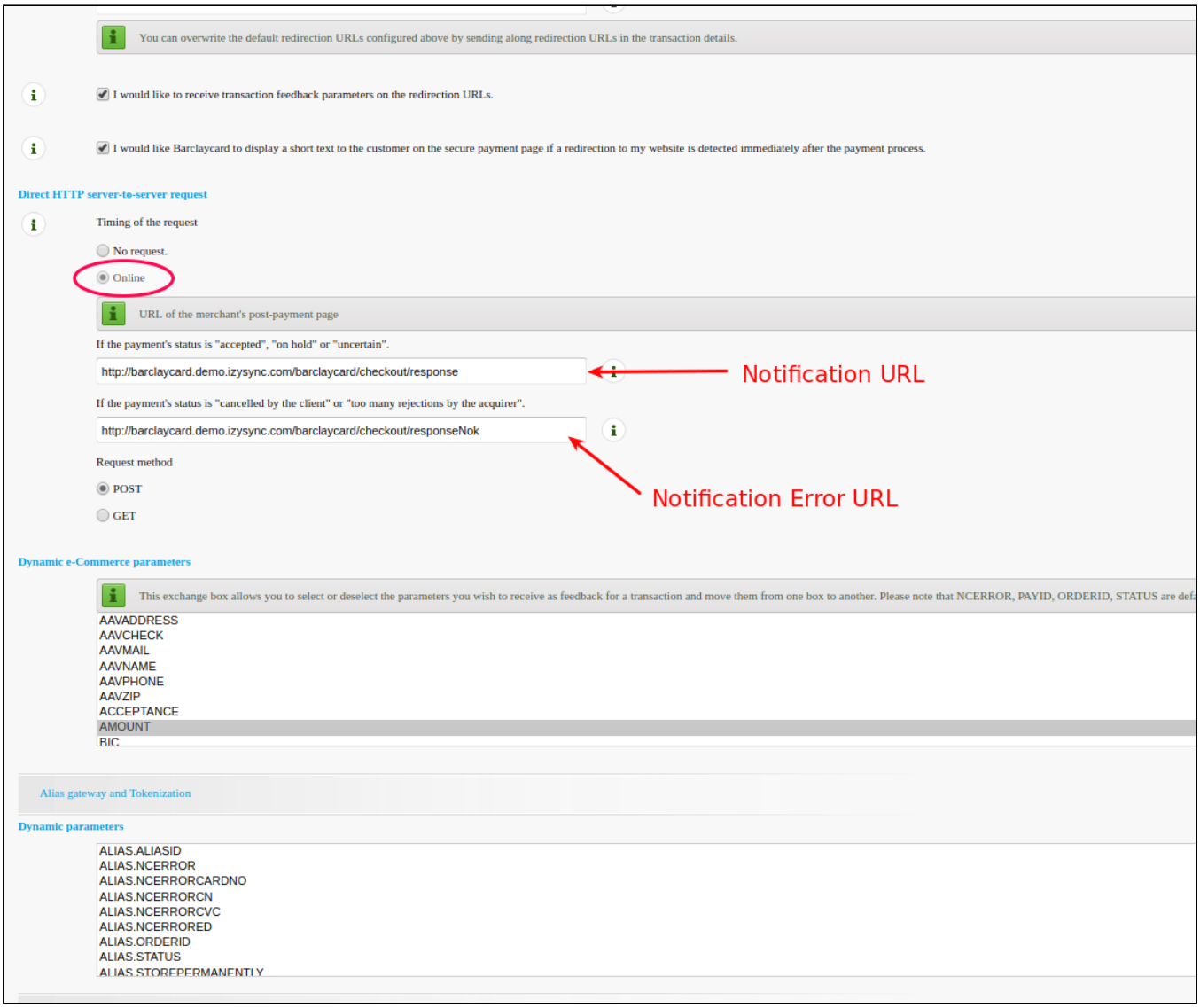

- **SHA-in pass phrase**

Go to **Configuration -> Technical Information -> Data and origin verification.** in Barclaycard website

Fill password in "SHA-in pass phrase"

And back to Magento backend configuration, fill that pass to "SHA-in pass phrase"

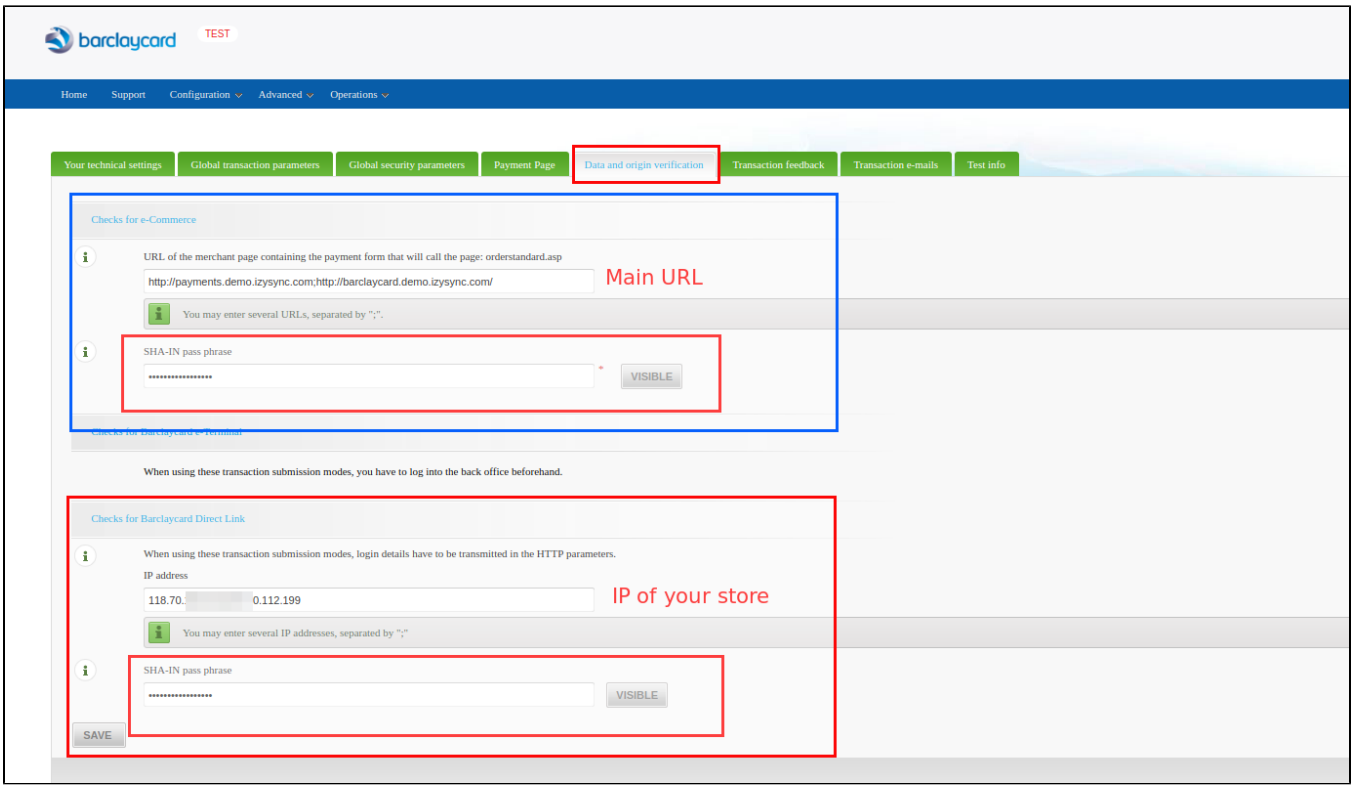

Fill password in the SHA-in pass phrase

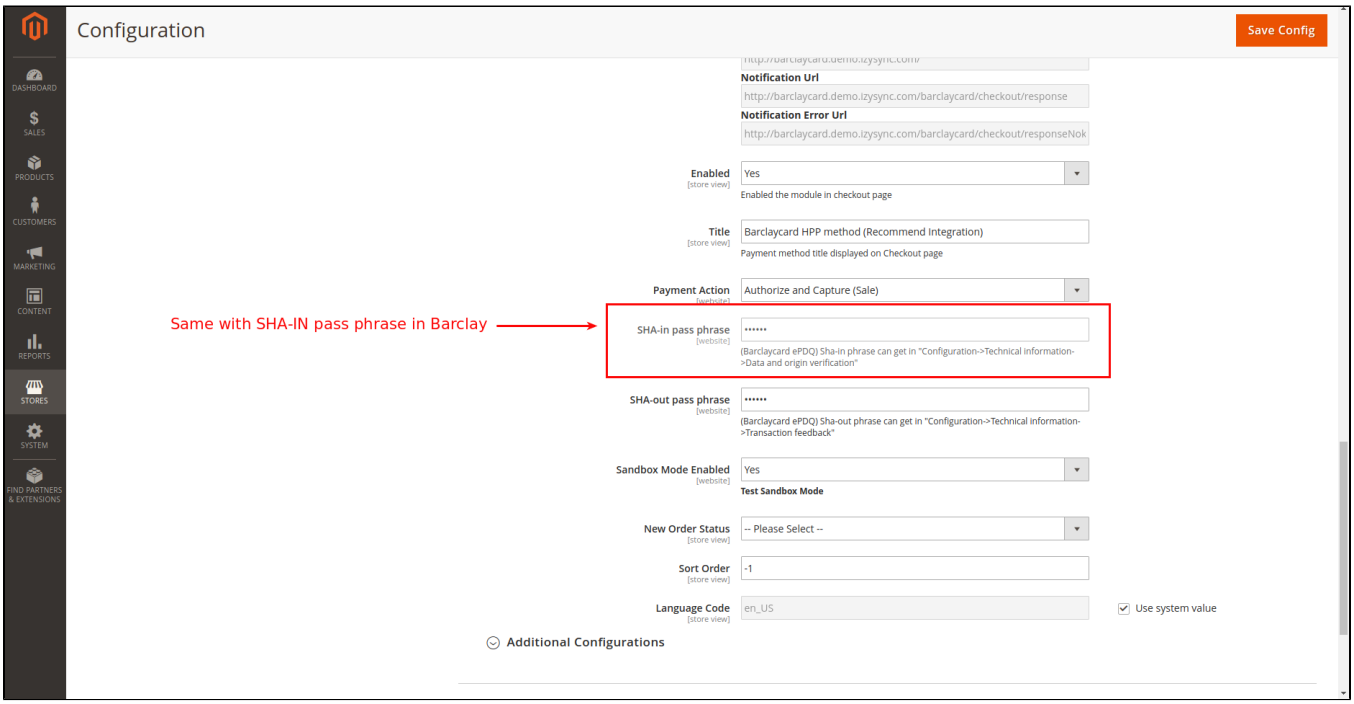

- **SHA-out pass phrase**

Go to Configuration->Technical information->Transaction feedback -> Find "Security for request parameters" and fill password in the SHA-OUT pass pharse

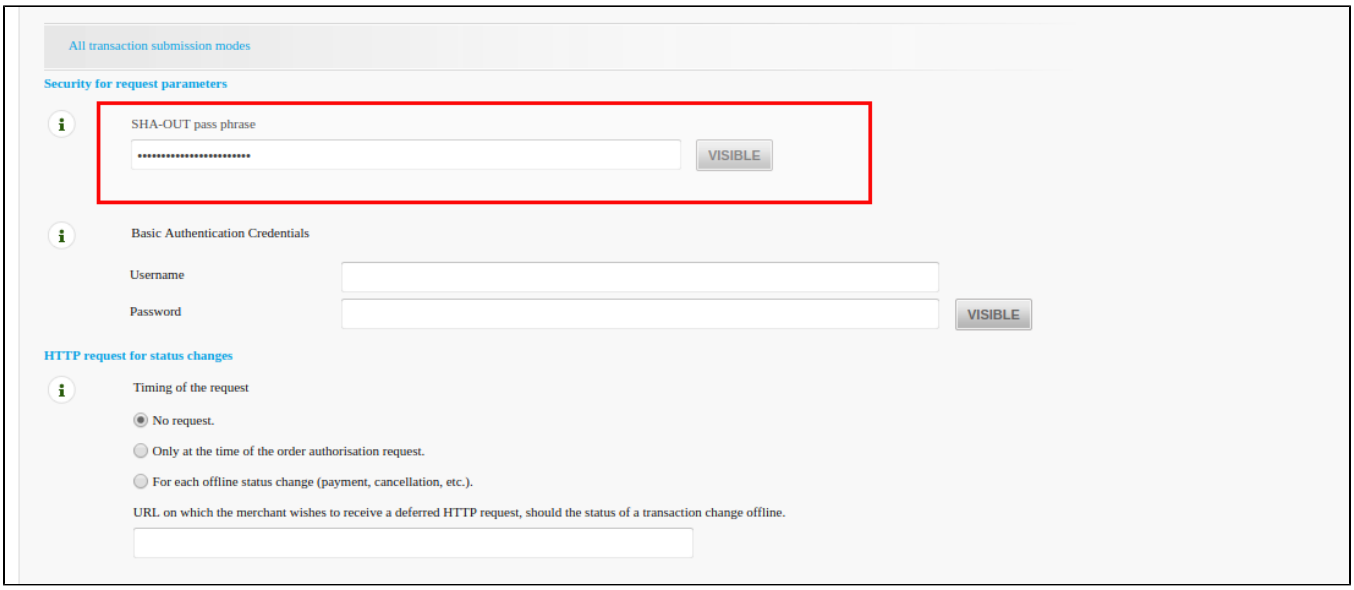

Fill password in the SHA-out pass phrase

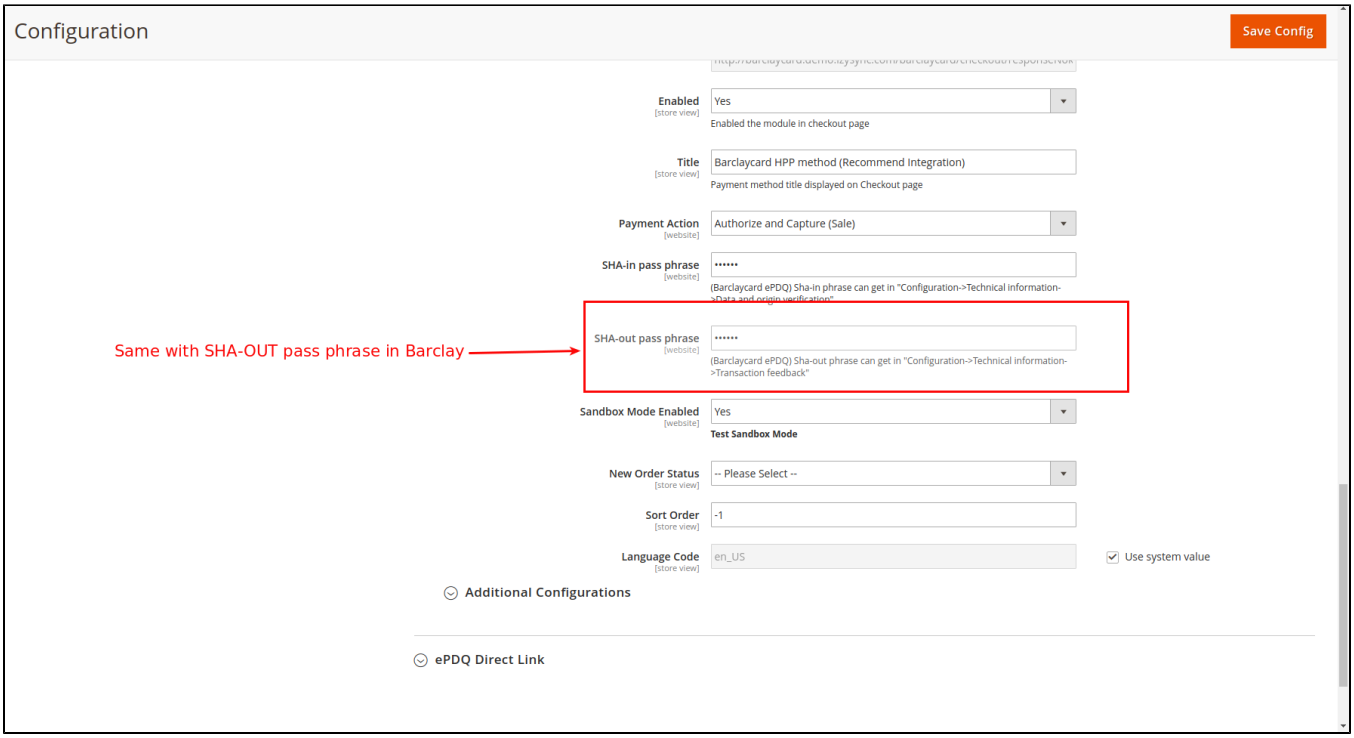

- **Configure color of Static check out page**

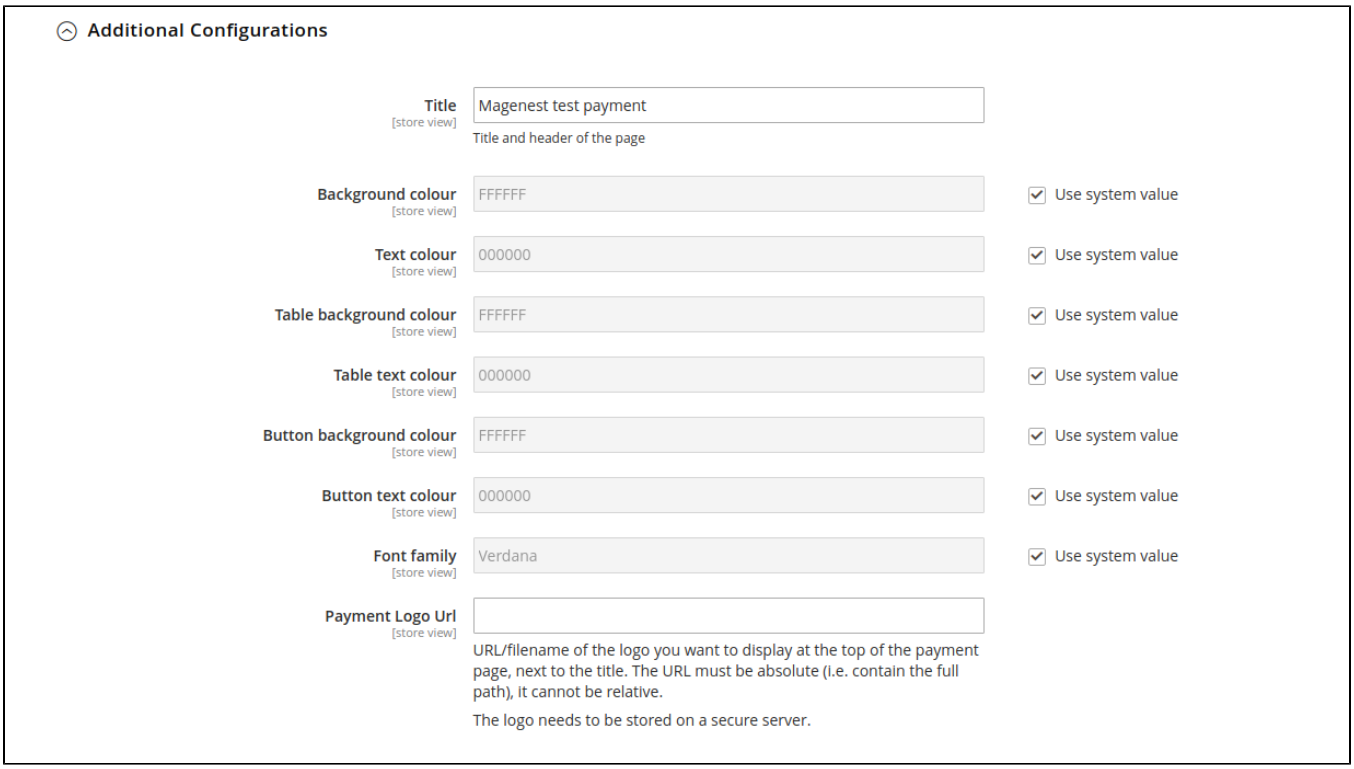

- **Configure Transaction feedback response**
  In Dynamic e-Commerce parameters, we recommend that you shouldn't choose all parameter from the box. First, you should choose 4 default parameters, then add other necessary ones in order to avoid validation response error.

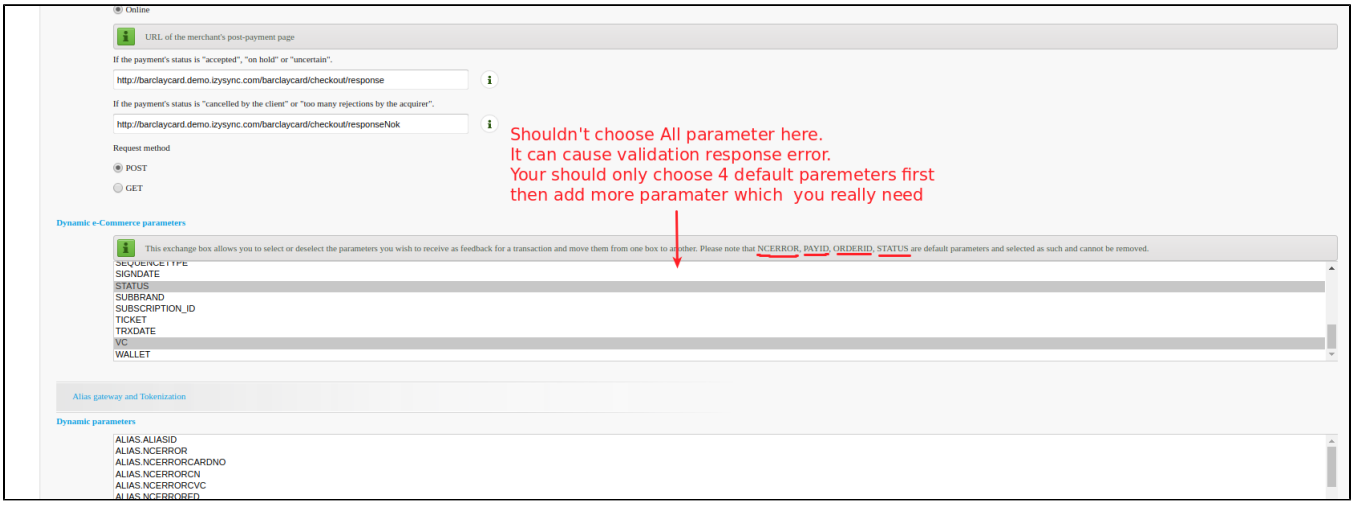

Barclay ePDQ Direct Link Integration:

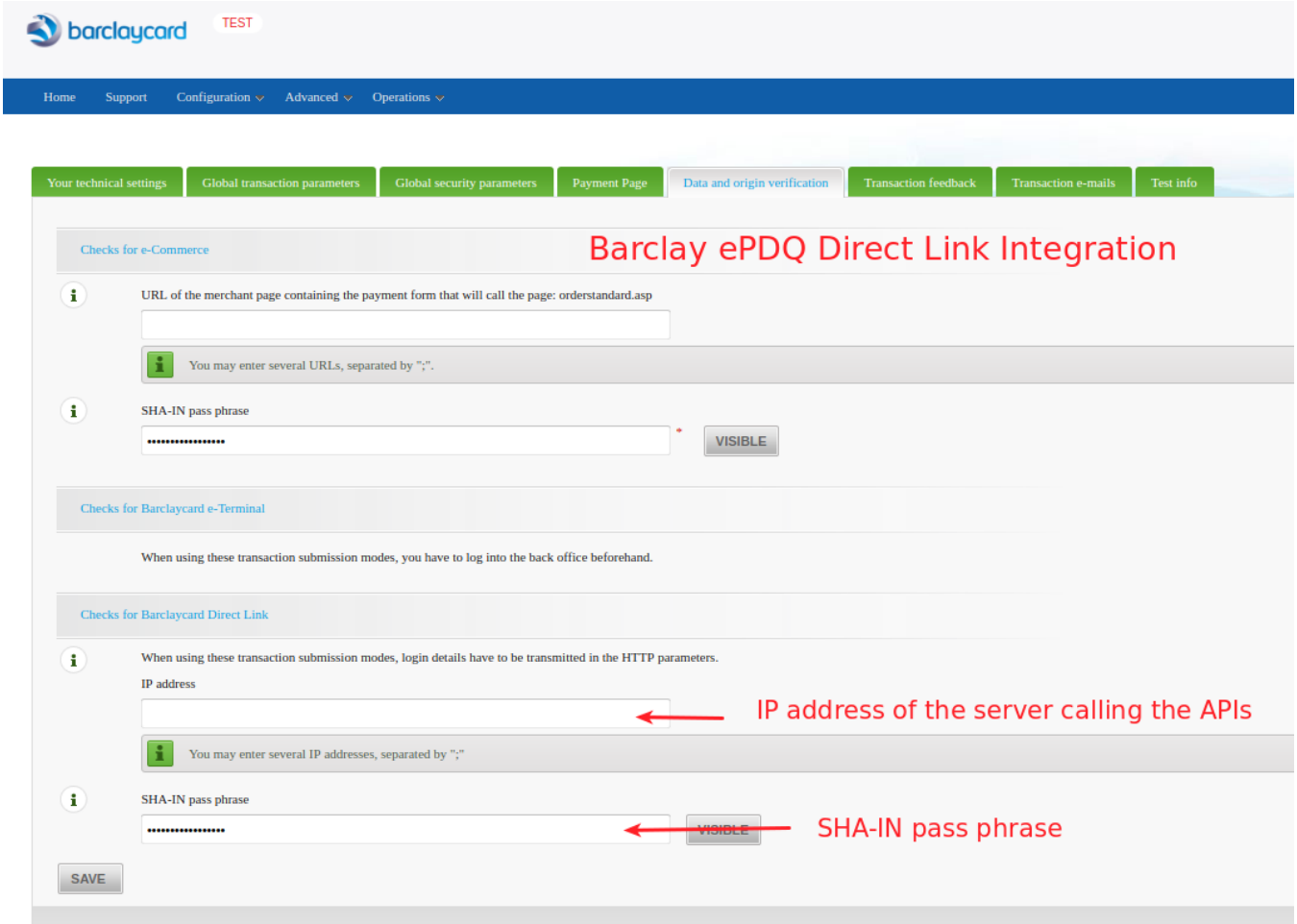

- **SHA-IN pass phrase**, make sure to have a strong value here. You will need to copy this value to Magento.

If your ePDQ one subscription supports DirectLink, then you will find these extra options:

- **IP address of the server calling the APIs**: in order to use DirectLink you must enter your IP address(es) here, separated with a ; (semi-colon).
- **SHA-IN pass phrase**: this is another SHA field, but specifically for DirectLink payments. Make sure to enter a strong value here. You must later copy this value to Magento:
- **Create User for direct link method**

Login Barclay -> Configuration -> Users -> Click "New user"

In Create user form, after filling out your information, click "Related FQA" and click "Create" button.

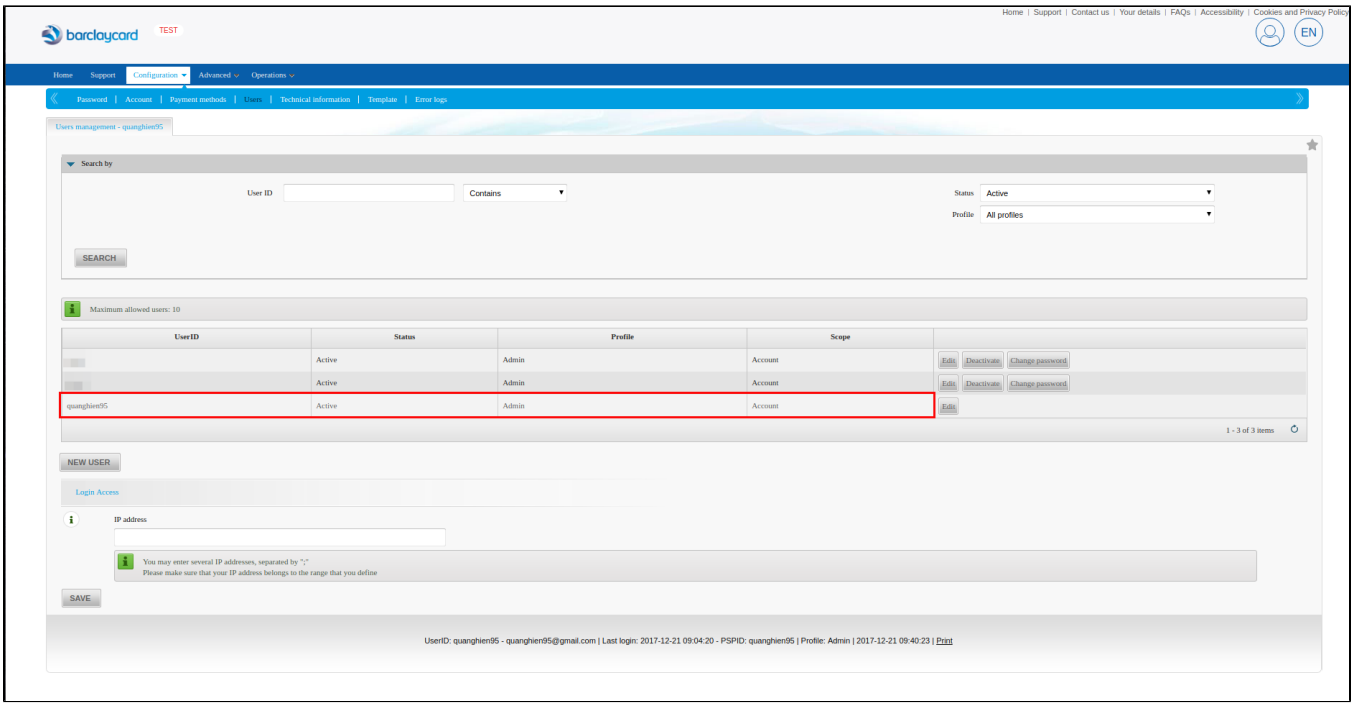

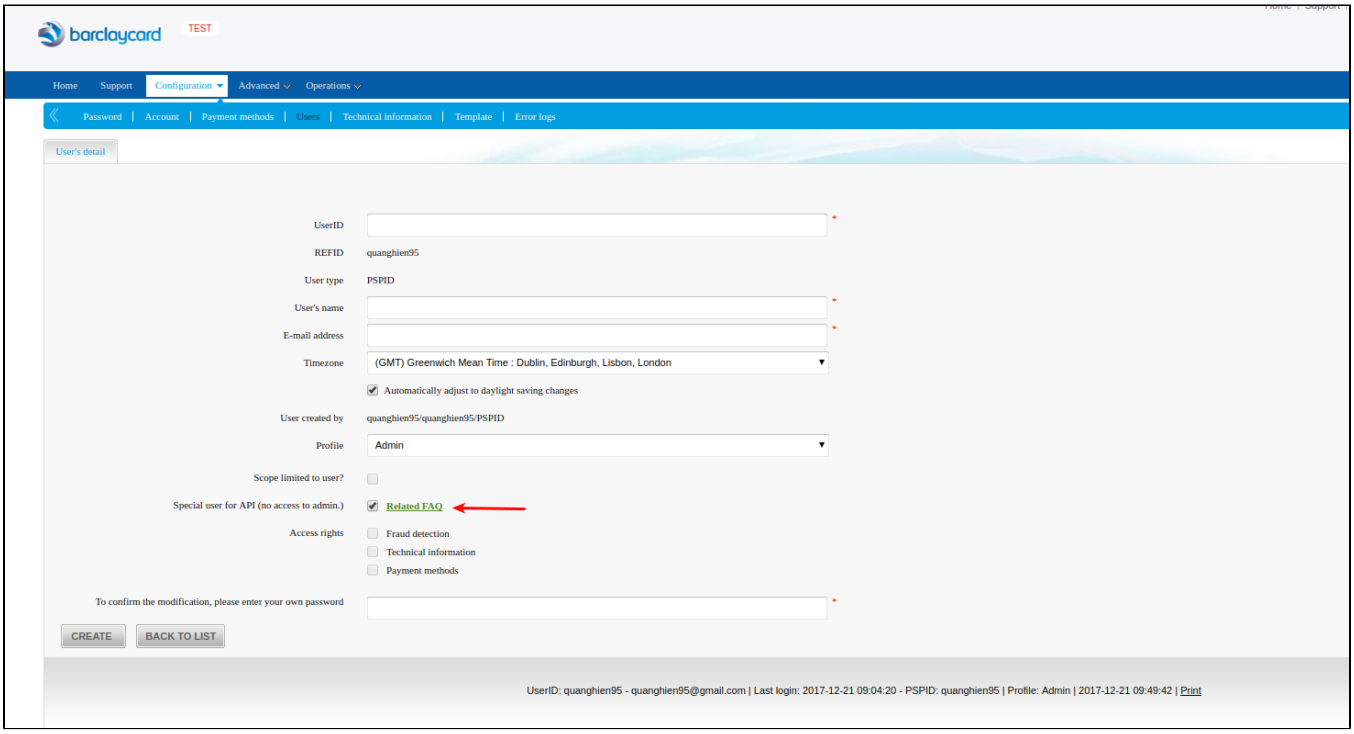

You have to Click "Special for API"

Barclaycard ePDQ

Barclaycard ePDQ

Magenest Barclaycard ePDQ payment gateway

Version: 1.3.0
Need support: Submit a ticket
Contact us: support@magenest.com

Required Settings

ePDQ Hosted Payment Page integration (Recommend Integration)

ePDQ Direct Link

Process payments methods

Enabled [website]
Yes
Enabled the module in checkout page

User Id [website]
hien2
(Barclaycard ePDQ) You can create user in "Configuration->Users" with Special user for API option.

Password [website]
••••••
(Barclaycard ePDQ) Password of the API user (USERID).

SHA-in pass phrase Directlink method [website]
••••••
(Barclaycard ePDQ Direct) Sha-in phrase can get in "Configuration->Technical information->Data and origin verification->Checks for Barclaycard Direct Link"
You need to enter your store ip address in IP-address field

Title [store view]
Barclaycard direct link
Payment method title displayed on Checkout page

Sandbox Mode Enabled [website]
Yes
Test Sandbox Mode

Credit Card Types [website]
American Express
Visa
MasterCard
Discover
Other

Enable 3D Secure [website]
No
If you wish to use 3-D Secure with DirectLink, you need to have the D3D option activated in your account.

Payment from Applicable Countries [website]
All Allowed Countries

Payment from Specific Countries [website]
Afghanistan
Åland Islands
Albania
Algeria
American Samoa
Andorra
Angola
Anguilla
Antarctica
Antigua and Barbuda

Payment Action [website]
Authorize and Capture (Sale)

New Order Status [website]
-- Please Select --

Sort Order [store view]

All of instructions of how to get the needed information are right under each field.

When done, please press **Save Config**

Main Functions

- **Easily Checkout Using Credit Card**

At frontend, customer can add their wanted item to cart by clicking on **Add to Cart** button.

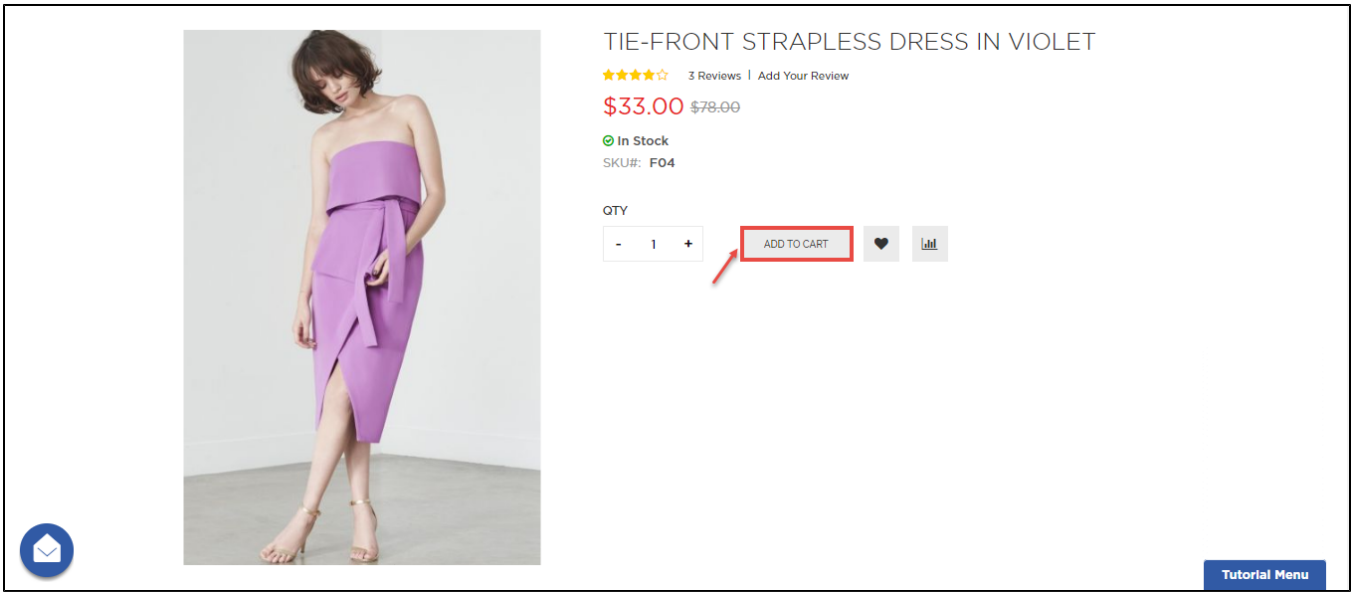

Then, go to checkout and select **Barclays ePDQ Payment**

There are two methods for customer to pay: **Barclaycard ePDQ Direct Link Payment and Barclaycard ePDQ Payment:**

Barclaycard ePDQ Direct Link Payment:

Customer enter compulsory information such as: **Credit card number, Expiration date, Card Verification Number** and click **Place Order** button.

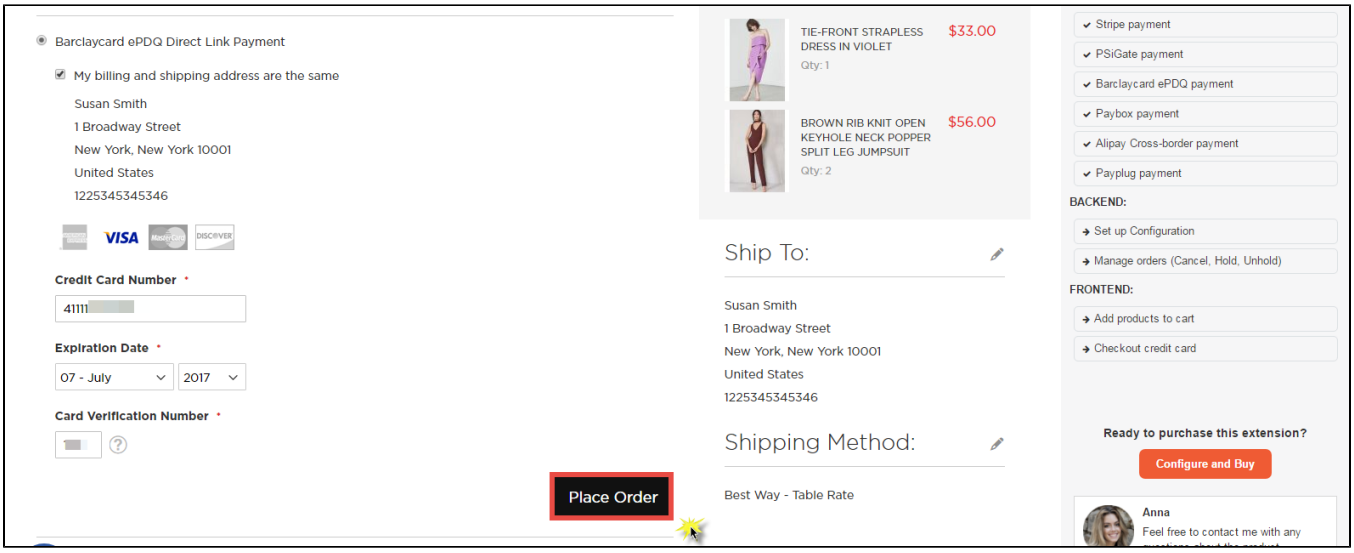

The system will inform order number of the customer in home page and send email to confirm via email. Payment is successful!

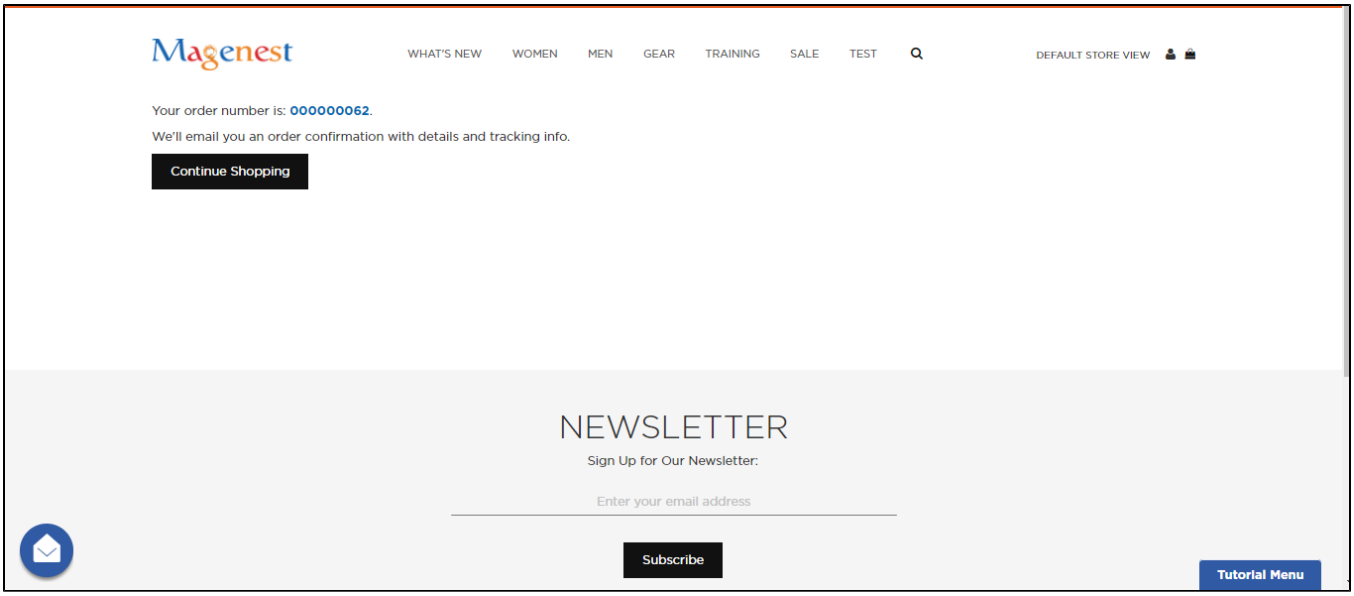

Barclaycard ePDQ Payment:

Customers follow the below picture. This method is similar to Barclaycard ePDQ Direct Link Payment:

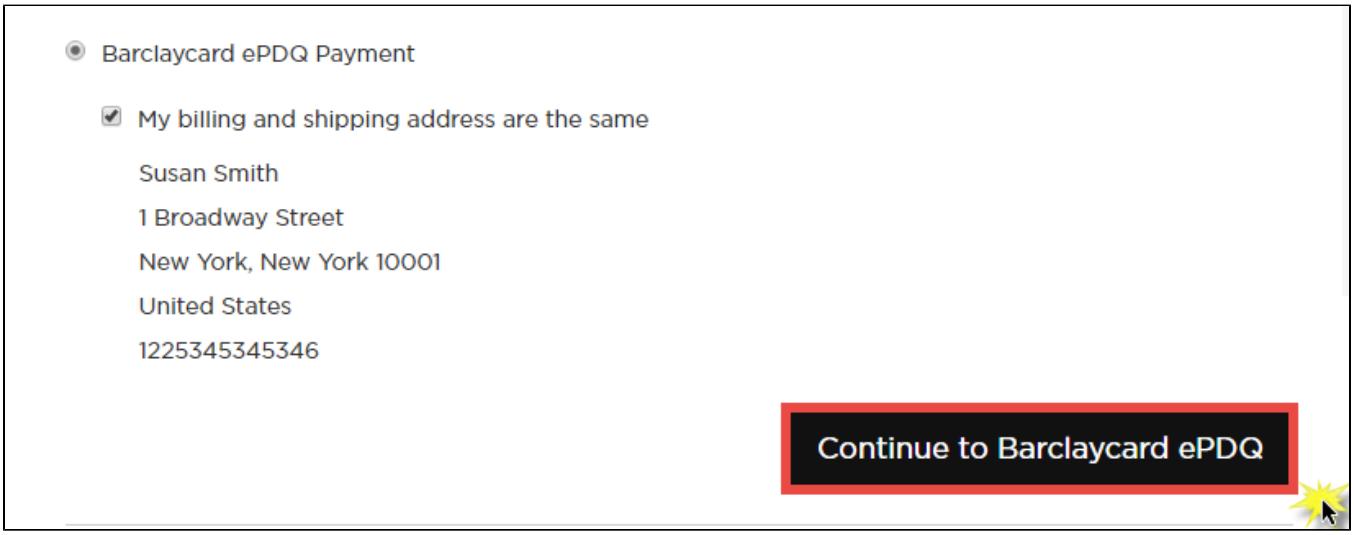

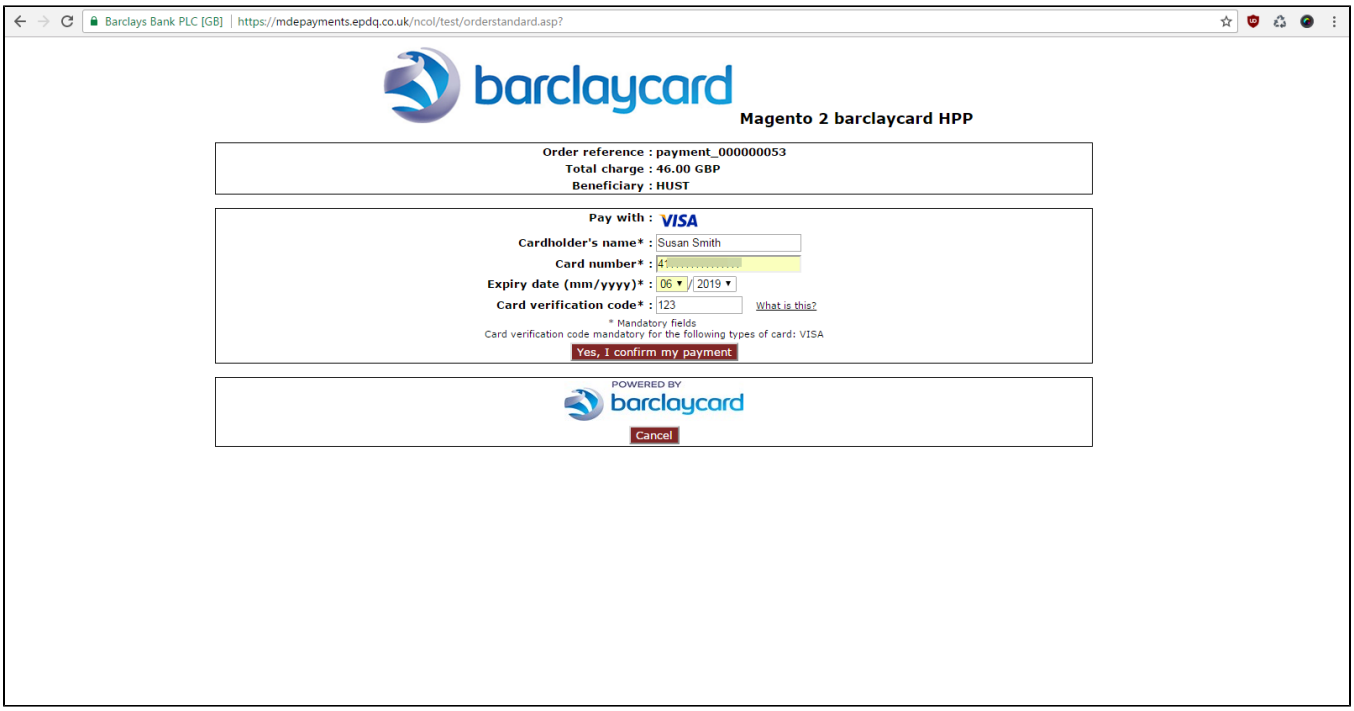

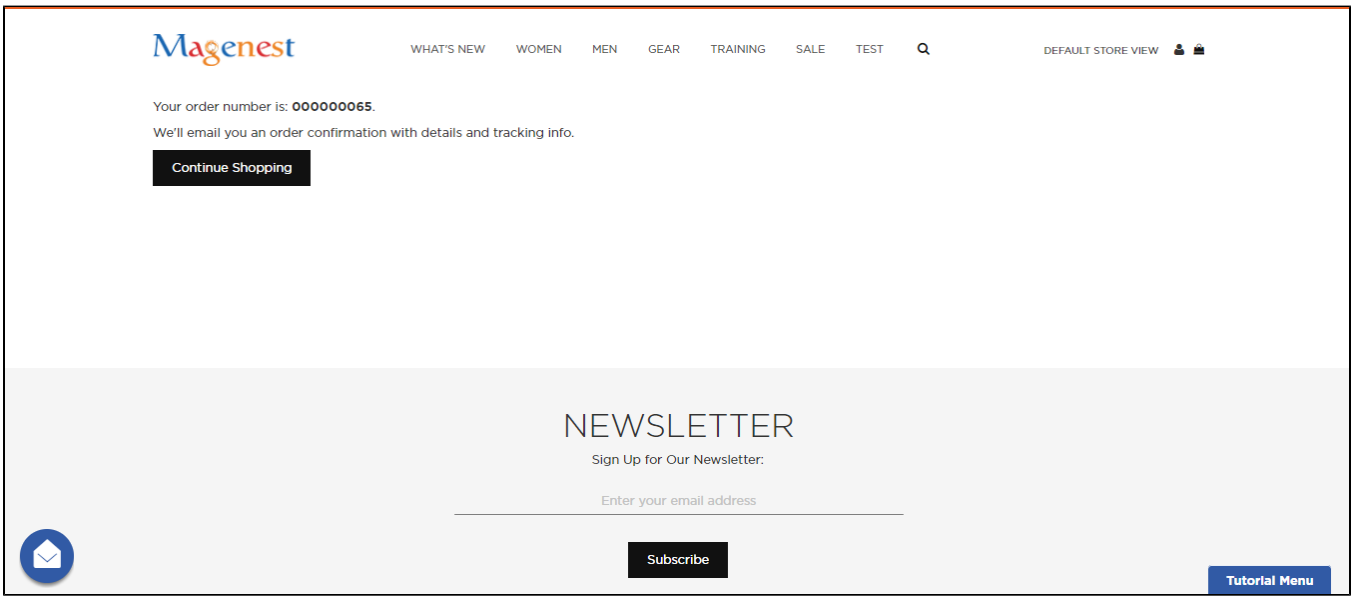

All of the payment's process operate in Barclaycard's payment site, not in Magento.

View Order:

When the transaction is completed, customers can review their orders by clicking **Sales > Orders >View**

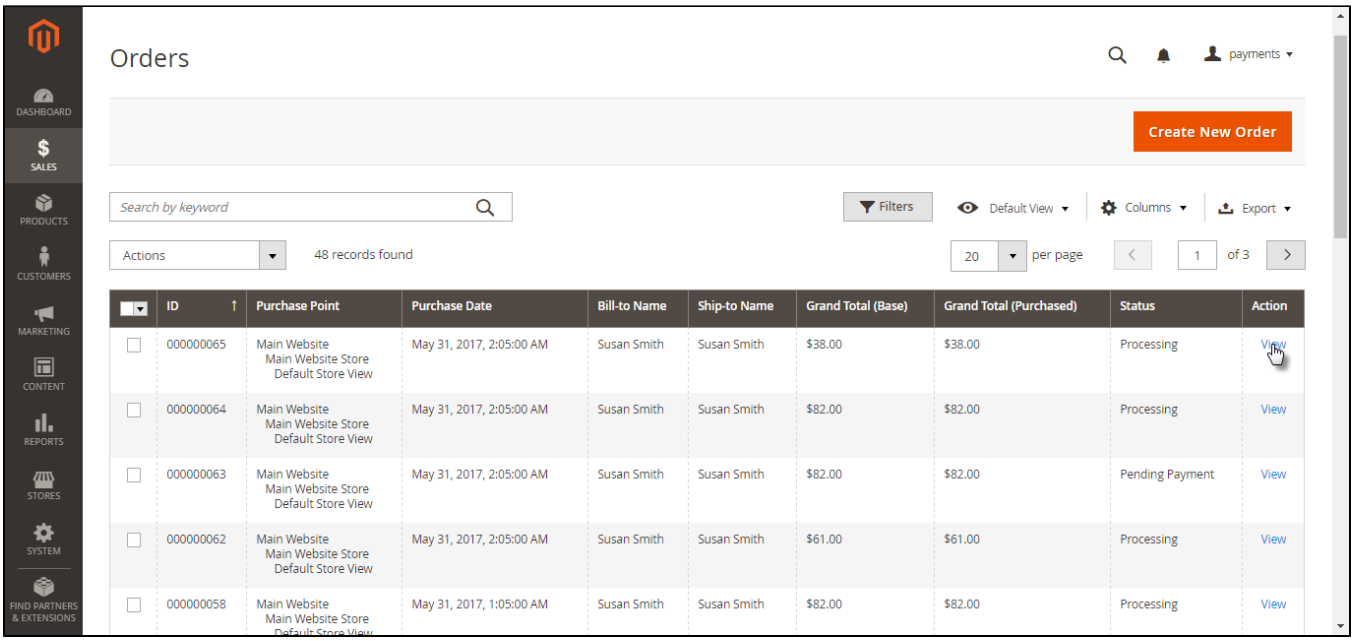
Orders
payments
Create New Order
DASHBOARD
SALES
PRODUCTS
CUSTOMERS
MARKETING
CONTENT
REPORTS
STORES
SYSTEM
FIND PARTNERS & EXTENSIONS
Search by keyword
Filters
Default View
Columns
Export
Actions
48 records found
20
per page
1
of 3
ID
Purchase Point
Purchase Date
Bill-to Name
Ship-to Name
Grand Total (Base)
Grand Total (Purchased)
Status
Action
000000065
Main Website
Main Website Store
Default Store View
May 31, 2017, 2:05:00 AM
Susan Smith
Susan Smith
$38.00
$38.00
Processing
View
000000064
Main Website
Main Website Store
Default Store View
May 31, 2017, 2:05:00 AM
Susan Smith
Susan Smith
$82.00
$82.00
Processing
View
000000063
Main Website
Main Website Store
Default Store View
May 31, 2017, 2:05:00 AM
Susan Smith
Susan Smith
$82.00
$82.00
Pending Payment
View
000000062
Main Website
Main Website Store
Default Store View
May 31, 2017, 2:05:00 AM
Susan Smith
Susan Smith
$61.00
$61.00
Processing
View
000000058
Main Website
Main Website Store
May 31, 2017, 1:05:00 AM
Susan Smith
Susan Smith
$82.00
$82.00
Processing
View

DASHBOARD
SALES
PRODUCTS
CUSTOMERS
MARKETING
CONTENT
REPORTS
STORES
SYSTEM
FIND PARTNERS & EXTENSIONS

#000000065

payments

← Back | Send Email | Hold | Ship | Reorder

ORDER VIEW

- Information
- Invoices
- Credit Memos
- Shipments
- Comments History
- Transactions

Order & Account Information

Order # 000000065 (The order confirmation email was sent)

Order Date	May 31, 2017, 2:32:00 AM
Order Status	Processing
Purchased From	Main Website Main Website Store Default Store View
Placed from IP	14.177.96.233

Account Information

Customer Name	Susan Smith
Email	susansmith2602@gmail.com
Customer Group	General

Address Information

Billing Address Edit

Susan Smith
1 Broadway Street
New York, New York, 10001
United States
T: 1225345345346

Shipping Address Edit

Susan Smith
1 Broadway Street
New York, New York, 10001
United States
T: 1225345345346

Payment & Shipping Method

Payment Information

Barclaycard ePDQ Payment

The order was placed using USD.

Shipping & Handling Information

Flat Rate - Fixed $5.00

Items Ordered

Product	Item Status	Original Price	Price	Qty	Subtotal	Tax Amount	Tax Percent	Discount Amount	Row Total
Tie-Front Strapless Dress in Violet SKU: F04	Invoiced	$78.00	$33.00	Ordered 1 Invoiced 1	$33.00	$0.00	0%	$0.00	$33.00

Order Total

Notes for this Order

Status

Pending Payment

Comment

☐ Notify Customer by Email

☐ Visible on Storefront

Submit Comment

May 31, 2017 2:32:18 AM | Processing | Customer **Notified**
Payment accept !

May 31, 2017 2:32:18 AM | Processing | Customer **Not Notified**
PAYID: 3020736733, STATUS: 9, Error resp: 0

May 31, 2017 2:32:18 AM | Processing | Customer **Not Notified**
Validate response success !

May 31, 2017 2:32:00 AM | Processing | Customer **Notified**

Order Totals

Subtotal	$33.00
Shipping & Handling	$5.00
Grand Total	**$38.00**
Total Paid	**$0.00**
Total Refunded	**$0.00**
Total Due	**$38.00**

Set Payment Action:

After successful payment, at **Payments Action** tab of Barclays , the order will be updated corresponding with two options when admin set up **Configuratio**

Authorize and Capture (Sale) and Authorize Only

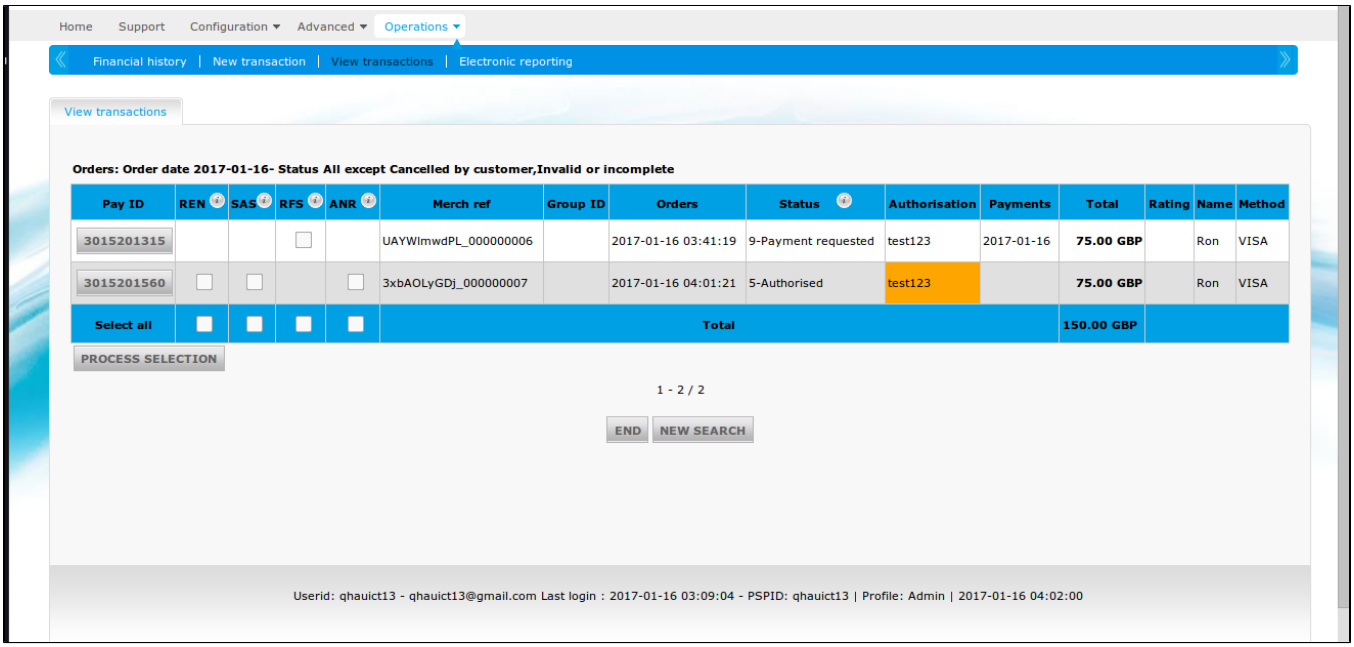

If you choose Authorize Only in backend, click the Pay ID in the list above, and then choose the action you want to do:

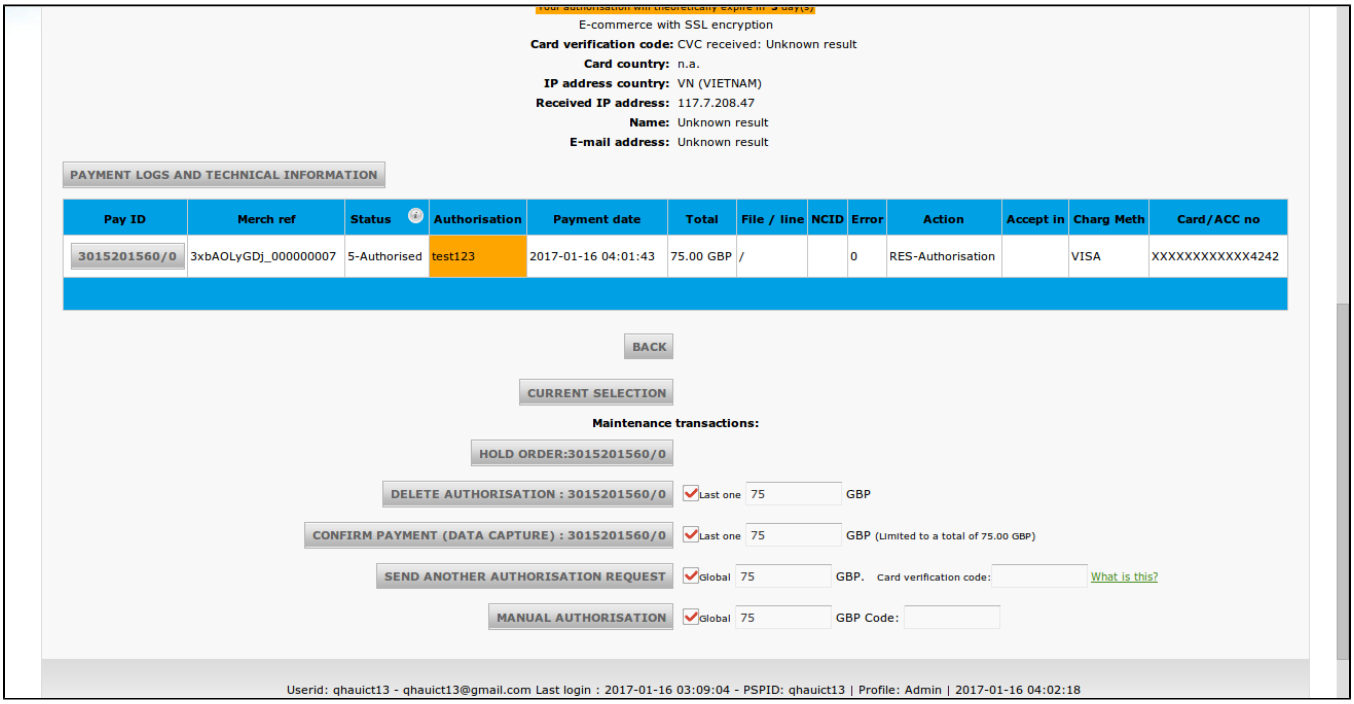

Update

- When a new update is available, we will provide you with a new package containing our updated extension.
- You will have to delete the module directory and repeat the installing steps above.
- Flush the config cache. Your store and newly installed module should be working as expected.

Support

- We will reply to support requests within **2 business days**.
- We will offer **lifetime free update and 6 months free support for all of our paid products**. Support includes answering questions related to our products, bug/error fixing to make sure our products fit well in your site exactly like our demo.
- Support **DOES NOT** include other series such as customizing our products, installation and uninstallation service.

Once again, thank you for purchasing our extension. If you have any questions relating to this extension, please do not hesitate to contact us for support.