

2. Barclaycard ePDQ Payment Gateway User Guide

Thank you for purchasing our extension. If you have any questions that are beyond the scope of this document, do not hesitate to leave us an email via: support@magenest.com

By: Magenest | Support Portal: <http://servicedesk.izysync.com/servicedesk/customer/portal/57>

- 1 [Introduction](#)
 - 1.1 [Features For Admins](#)
 - 1.2 [Features For Customers](#)
 - 1.3 [System Requirements](#)
- 2 [Configuration](#)
 - 2.1 [Set up Barclays Account](#)
 - 2.2 [Set Configuration](#)
- 3 [Main Functions](#)
- 4 [Update](#)
- 5 [Support](#)

Introduction

Barclays is a British multinational banking and financial services company headquartered in London. It is a universal bank with operations in retail, wholesale and investment banking, as well as wealth management, mortgage lending and credit cards. It has operations in over 50 countries and territories and has around 48 million customers.

Therefore, **Magenest** has created **Barclaycard ePDQ Payment Gateway** to be able to interact between Barclay bank and customers in the most convenient way.



Features For Admins

- A lot of features is included in the extension that you can tweak to make it best suit your business, including:
 - Choose between Authorize Only or Authorize and Capture.
 - View order status
 - Check email customer
 - Allowed credit card types
 - Enable 3D Secure
 - Enable CVC verification
 - Restrict unwanted countries from making payment
 - Order total threshold
 - Submit invoice from backend

Features For Customers

- The primary aim of the extension is to deliver the most fluent and effortless payment experience to the customers:
 - Easily checkout using credit card.
 - Purchase through telephones or emails

System Requirements

Your store should be running on Magento 2 Community Edition version **2.1.x., 2.2.x**

Configuration

Set up Barclays Account

You need to have a barclays account to use our extension. If you don't have any Barclays accounts, you can **Create a new account** by clicking on the following link: <https://www.barclaycard.co.uk/> and choose **Register**

In case you already have a Barclays account, skip this step and sign in.



Register for instant access to mybarclaycard online servicing

Get secure access to manage your Barclaycard account your way 24/7. Registering is quick, easy and completely free.



Already registered?

Go to [secure login](#) to manage your account. If you can't remember your details you'll be able to click the 'forgotten' links.

You'll need to provide all the information requested below:

1. Help us identify you

You can use any Barclaycard account if you have more than one.

Date of birth / /

Card number

Card security code

Expiry date /

Current credit limit £

2. Set up your online login details

To stay secure, please choose details that are easy to remember but difficult to guess.

Username

Passcode

Confirm passcode

Memorable word

Confirm memorable word

Memorable word reminder

3. Enter an email address for your account alerts



Once registered, you'll automatically be switched to online statements, which you'll be notified of by email every month. But you can choose to receive paper statements instead by going to 'Your Settings'.

Email address

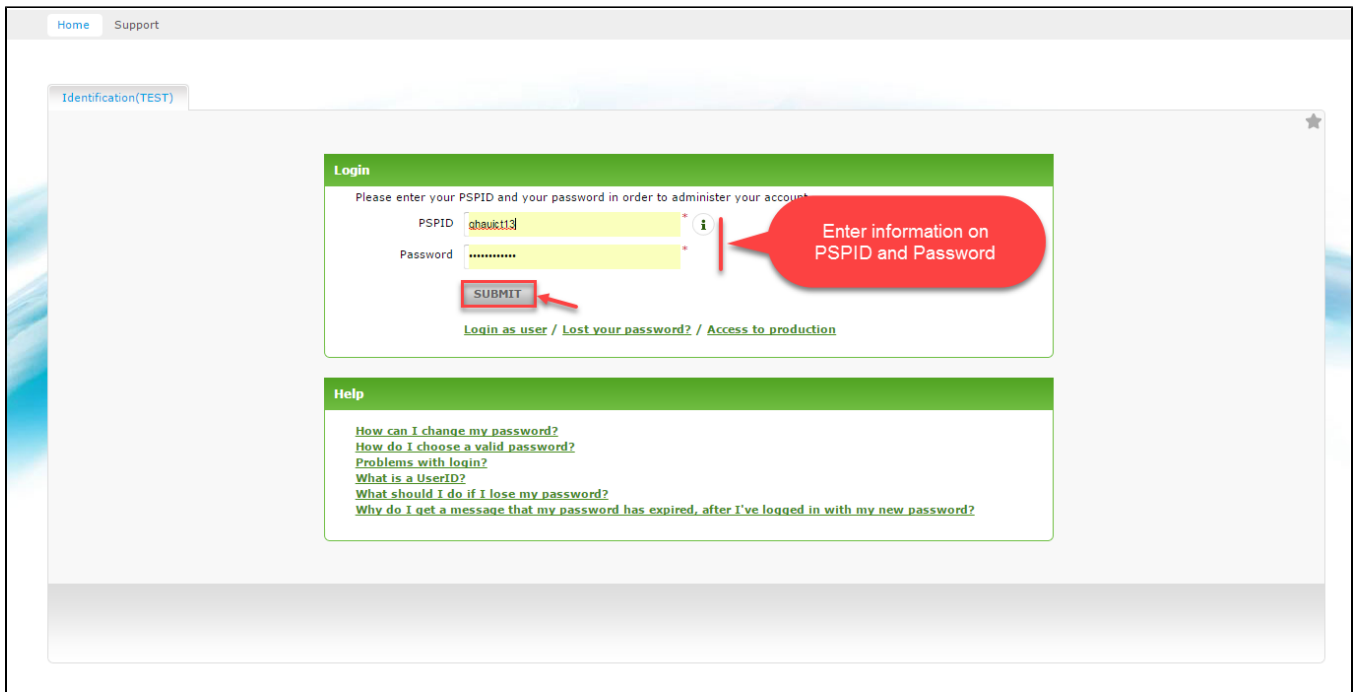
☒ We promise not to inundate you with emails - but tick if you'd prefer not to hear about Barclays Group news, products or services (even if you've told us before).

4. Please read and agree our Terms & Conditions

☒ I've read and agree to the Barclaycard online [Terms & Conditions](#).

Register

If you have a Barclays account, **sign in** to your account.



Set Configuration

+ General Settings:

Go to **Stores > Configuration > Sales > Payment Methods**

PSID: the username you use to login to the ePDQ Merchant services pages

Hash algorithm: Magento Edition hashes all data that does not require decryption by using a strong SHA-256 hashing algorithm instead of the previously used MD5.

passwords will be hashed using the new algorithm whenever they are entered by customers, and all new passwords will be hashed using the SHA-256 or SHA-512 algorithm.

2

Configuration

Save Config

CUSTOMERS

SALES 3

Sales

Sales Emails

PDF Print-outs

Tax

Checkout

Shipping Settings

Multishipping Settings

Shipping Methods

Google API

Payment Methods 4

SERVICES

ADVANCED

Merchant Country

--Please Select--

If not specified, Default Country from General Config will be used

RECOMMENDED SOLUTIONS:

PayPal Express Checkout

Add another payment method to your existing solution or as a stand-alone option.

Configure

Braintree

Accept credit/debit cards and PayPal in your Magento store.

No setup or monthly fees and your customers never leave your store to complete the purchase.

Configure

OTHER PAYPAL PAYMENT SOLUTIONS:

OTHER PAYMENT METHODS: ▲

Check / Money Order

Bank Transfer Payment

Cash On Delivery Payment

Zero Subtotal Checkout

Purchase Order

Authorize.net Direct Post

barclaycard.demo.izsync.com/admin/admin/system_config/edit/section/payment/#payment_us_recommended_solutions-link

Configuration

Save Config

Authorize.net Direct Post

Barclaycard ePDQ

Barclaycard ePDQ

Magenest Barclaycard ePDQ payment gateway

Version: 1.3.0

Need support: [Submit a ticket](#)

Contact us: support@magenest.com

Required Settings

Barclaycard ePDQ Config

PSPID

quanghien95

(Barclaycard ePDQ) Your affiliation name in our system.

Hash algorithm

SHA-512

(Barclaycard ePDQ) Sha-out phrase can get in "Configuration->Technical information->Global security parameters"

Choose sha-256 or higher to have more secure but slower validate processing

Hash algorithm must be same config with Barclaycard ePDQ config

Order prefix

demo

Enter some prefix character (max 5 characters)

Default Settlement Currency

GBP

Only input currency code is supported by Barclaycard.

If you leave blank this field, the payment will use base currency of your store.

Hash algorithm

Hash algorithm need to same with Hash algorithm in barclay

(Barclaycard ePDQ) Sha-out phrase can get in "Configuration->Technical information->Global security parameters"

barclaycard TEST

Home Support **Configuration** Advanced Operations

Your technical settings Global transaction parameters **Global security parameters** Payment Page Data and origin verification Transaction feedback Transaction e-mails Test info

Hashing method

This configuration affects all signature checks of which the pass phrases are configured under "Data and origin" and "Feedbacks".

Hash algorithm

☐ SHA-1

☐ SHA-256

☒ SHA-512

Character encoding

☒ Use the character encoding expected with the initial transaction request (depending on the URL called)

☐ ISO-8859-1

☐ UTF-8

SAVE

UserID: quanghien95 - quanghien95@gmail.com | Last login: 2017-12-21 09:04:20 - PSPID: quanghien95 | Profile: Admin | 2017-12-21 09:59:36 | [Print](#)

Configuration Save Config

Contact us: support@magenest.com

Required Settings

Barclaycard ePDQ Config

PSPID (website) quanghien95 (Barclaycard ePDQ) Your affiliation name in our system

Hash algorithm (website)

SHA-512

SHA-1

SHA-256

SHA-512

Order prefix (website) demo Enter some prefix character (max 5 characters)

Default Settlement Currency (store view) GBP

Only input currency code is supported by Barclaycard.
If you leave blank this field, the payment will use base currency of your store.

+ ePDQ Hosted Payment Page integration (Recommend Integration)

Barclaycard configuration

Fill out these 3 URLs in Barclay

- Main URL

Go to **Configuration > Technical Information > Data and origin verification**.

Fill main URL in "Checks for e-Commerce"

- **Notification URL and Notification error URL**

In Barclaycard, go to **Configuration -> Technical Information -> Transaction feedback -> Go to "Direct HTTP server-to-server request"** and fill the Notification and Notification Error URLs from Magento backend in.

And click in check box "Online"

Both Notification URL and Notification error URL are HTTPs protocol.

If using HTTP, you will not receive response from Barclay, then orders cannot handle the payment result.

You should choose some variables in "Dynamic e-Commerce parameters", but should not choose all of them.

And click in check box "Online"

Both Notification URL and Notification error URL are HTTPs protocol.

If using HTTP, you will not receive response from Barclay, then orders cannot handle the payment result.

You should choose some variables in "Dynamic e-Commerce parameters", but should not choose all of them.

You can overwrite the default redirection URLs configured above by sending along redirection URLs in the transaction details.

☒ I would like to receive transaction feedback parameters on the redirection URLs.

☒ I would like Barclaycard to display a short text to the customer on the secure payment page if a redirection to my website is detected immediately after the payment process.

Direct HTTP server-to-server request

Timing of the request

☐ No request.

☒ Online

URL of the merchant's post-payment page

If the payment's status is "accepted", "on hold" or "uncertain".

If the payment's status is "cancelled by the client" or "too many rejections by the acquirer".

Request method

☒ POST

☐ GET

Dynamic e-Commerce parameters

This exchange box allows you to select or deselect the parameters you wish to receive as feedback for a transaction and move them from one box to another. Please note that NCERROR, PAYID, ORDERID, STATUS are default parameters.

AAVADDRESS
AAVCHECK
AAVMAIL
AAVNAME
AAVPHONE
AAVZIP
ACCEPTANCE
AMOUNT
RIC

Alias gateway and Tokenization

Dynamic parameters

ALIAS.ALIASID
ALIAS.NCERROR
ALIAS.NCERRORCARDNO
ALIAS.NCERRORCN
ALIAS.NCERRORCVC
ALIAS.NCERRORED
ALIAS.ORDERID
ALIAS.STATUS
ALIAS.STOREPERMANENTLY

- **SHA-in pass phrase**

Go to **Configuration -> Technical Information -> Data and origin verification.** in Barclaycard website

Fill password in "SHA-in pass phrase"

And back to Magento backend configuration, fill that pass to "SHA-in pass phrase"

barclaycard TEST

Home Support Configuration Advanced Operations

Your technical settings Global transaction parameters Global security parameters Payment Page **Data and origin verification** Transaction feedback Transaction e-mails Test info

Checks for e-Commerce

URL of the merchant page containing the payment form that will call the page: orderstandard.asp
 Main URL

You may enter several URLs, separated by ";".

SHA-IN pass phrase
 VISIBLE

Checks for Barclaycard e-Terminal

When using these transaction submission modes, you have to log into the back office beforehand.

Checks for Barclaycard Direct Link

When using these transaction submission modes, login details have to be transmitted in the HTTP parameters.

IP address
 IP of your store

You may enter several IP addresses, separated by ";".

SHA-IN pass phrase
 VISIBLE

SAVE

Fill password in the SHA-in pass phrase

Configuration Save Config

Notification Url

Notification Error Url

Enabled [store view] Yes

Enabled the module in checkout page

Title [store view] Barclaycard HPP method (Recommend Integration)
 Payment method title displayed on Checkout page

Payment Action [website] Authorize and Capture (Sale)

SHA-in pass phrase [website] *****
 (Barclaycard ePDQ) Sha-in phrase can get in "Configuration->Technical information->Data and origin verification"

SHA-out pass phrase [website] *****
 (Barclaycard ePDQ) Sha-out phrase can get in "Configuration->Technical information->Transaction feedback"

Sandbox Mode Enabled [website] Yes

Test Sandbox Mode

New Order Status [store view] -- Please Select --

Sort Order [store view] -1

Language Code [store view] en_US ☒ Use system value

Additional Configurations

Same with SHA-IN pass phrase in Barclay →

- **SHA-out pass phrase**

Go to Configuration->Technical information->Transaction feedback -> Find "Security for request parameters" and fill password in the SHA-OUT pass phrase

All transaction submission modes

Security for request parameters

SHA-OUT pass phrase

VISIBLE

Basic Authentication Credentials

Username

Password

VISIBLE

HTTP request for status changes

Timing of the request

☒ No request.

☐ Only at the time of the order authorisation request.

☐ For each offline status change (payment, cancellation, etc.).

URL on which the merchant wishes to receive a deferred HTTP request, should the status of a transaction change offline.

Fill password in the SHA-out pass phrase

Configuration

Save Config

Enabled [store view] Yes

Enabled the module in checkout page

Title [store view] Barclaycard HPP method (Recommend Integration)

Payment method title displayed on Checkout page

Payment Action [website] Authorize and Capture (Sale)

SHA-in pass phrase [website] *****

(Barclaycard ePDQ) Sha-in phrase can get in "Configuration->Technical information->Data and origin verification"

SHA-out pass phrase [website] *****

(Barclaycard ePDQ) Sha-out phrase can get in "Configuration->Technical information->Transaction feedback"

Sandbox Mode Enabled [website] Yes

Test Sandbox Mode

New Order Status [store view] -- Please Select --

Sort Order [store view] -1

Language Code [store view] en_US

☒ Use system value

Additional Configurations

ePDQ Direct Link

Same with SHA-OUT pass phrase in Barclay

- Configure color of Static check out page

Additional Configurations

Title	Magenest test payment	
<small>[store view]</small>	Title and header of the page	
Background colour	FFFFFF	<input checked="" type="checkbox"/> Use system value
<small>[store view]</small>		
Text colour	000000	<input checked="" type="checkbox"/> Use system value
<small>[store view]</small>		
Table background colour	FFFFFF	<input checked="" type="checkbox"/> Use system value
<small>[store view]</small>		
Table text colour	000000	<input checked="" type="checkbox"/> Use system value
<small>[store view]</small>		
Button background colour	FFFFFF	<input checked="" type="checkbox"/> Use system value
<small>[store view]</small>		
Button text colour	000000	<input checked="" type="checkbox"/> Use system value
<small>[store view]</small>		
Font family	Verdana	<input checked="" type="checkbox"/> Use system value
<small>[store view]</small>		
Payment Logo Url		
<small>[store view]</small>	URL/filename of the logo you want to display at the top of the payment page, next to the title. The URL must be absolute (i.e. contain the full path), it cannot be relative. The logo needs to be stored on a secure server.	

- **Configure Transaction feedback response**

In Dynamic e-Commerce parameters, we recommend that you shouldn't choose all parameter from the box. First, you should choose 4 default parameters, then add other necessary ones in order to avoid validation response error.

Online

URL of the merchant's post-payment page

If the payment's status is "accepted", "on hold" or "uncertain".

<http://barclaycard.demo.izsync.com/barclaycard/checkout/response>

If the payment's status is "cancelled by the client" or "too many rejections by the acquirer".

<http://barclaycard.demo.izsync.com/barclaycard/checkout/responseNok>

Request method

☒ POST

☐ GET

Dynamic e-Commerce parameters

This exchange box allows you to select or deselect the parameters you wish to receive as feedback for a transaction and move them from one box to another. Please note that NCERROR, PAYED, ORDERID, STATUS are default parameters and selected as such and cannot be removed.

SEQUENCE TYPE
SIGNDATE
STATUS
SUBBRAND
SUBSCRIPTION_ID
TICKET
TRXDATE
VIC
WALLET


Alias gateway and Tokenization

Dynamic parameters

ALIAS ALIASID
ALIAS NCERROR
ALIAS NCERRORCARDNO
ALIAS NCERRORCN
ALIAS NCERRORCVC
ALIAS NCERRORREN

Shouldn't choose All parameter here.
It can cause validation response error.
You should only choose 4 default parameters first
then add more parameter which you really need

+ Barclay ePDQ Direct Link Integration:


TEST

[Home](#)
[Support](#)
[Configuration](#)
[Advanced](#)
[Operations](#)

[Your technical settings](#)
[Global transaction parameters](#)
[Global security parameters](#)
[Payment Page](#)
[Data and origin verification](#)
[Transaction feedback](#)
[Transaction e-mails](#)
[Test info](#)

Checks for e-Commerce

Barclay ePDQ Direct Link Integration

URL of the merchant page containing the payment form that will call the page: orderstandard.asp

You may enter several URLs, separated by ";".

SHA-IN pass phrase

VISIBLE

Checks for Barclaycard e-Terminal

When using these transaction submission modes, you have to log into the back office beforehand.

Checks for Barclaycard Direct Link

When using these transaction submission modes, login details have to be transmitted in the HTTP parameters.

IP address

IP address of the server calling the APIs

You may enter several IP addresses, separated by ";".

SHA-IN pass phrase

VISIBLE

SHA-IN pass phrase

SAVE

- **SHA-IN pass phrase**, make sure to have a strong value here. You will need to copy this value to Magento.

If your ePDQ one subscription supports DirectLink, then you will find these extra options:

- **IP address of the server calling the APIs**: in order to use DirectLink you must enter your IP address(es) here, separated with a ; (semi-colon).
- **SHA-IN pass phrase**: this is another SHA field, but specifically for DirectLink payments. Make sure to enter a strong value here. You must later copy this value to Magento:
- **Create User for direct link method**

Login Barclay -> Configuration -> Users -> Click "New user"

In Create user form, after filling out your information, click "Related FQA" and click "Create" button.

barclaycardTEST

Home | Support | Contact us | Your details | FAQs | Accessibility | Cookies and Privacy Policy

Home | Support | Configuration | Advanced | Operations

Password | Account | Payment methods | Users | Technical information | Template | Error logs

Users management - quanghai95

Search by

User IDContains

StatusActive

ProfileAll profiles

SEARCH

Maximum allowed users: 10

User ID	Status	Profile	Scope	
	Active	Admin	Account	Edit Deactivate Change password
	Active	Admin	Account	Edit Deactivate Change password
quanghai95	Active	Admin	Account	Edit

1 - 3 of 3 items

NEW USER

Login Access

IP address

You may enter several IP addresses, separated by " "

Please make sure that your IP address belongs to the range that you define

SAVE

UserID: quanghai95 - quanghai95@gmail.com | Last login: 2017-12-21 09:04:20 - PSPID: quanghai95 | Profile: Admin | 2017-12-21 09:40:23 | [Print](#)

barclaycardTEST

Home | Support | Configuration | Advanced | Operations

Password | Account | Payment methods | Users | Technical information | Template | Error logs

User's detail

UserID

REFIDquanghai95

User typePSPID

User's name

E-mail address

Timezone(GMT) Greenwich Mean Time : Dublin, Edinburgh, Lisbon, London

☒ Automatically adjust to daylight saving changes

User created byquanghai95/quanghai95/PSPID

ProfileAdmin

Scope limited to user?☐

Special user for API (no access to admin.)☒ [Related FAQ](#)

Access rights☐ Fraud detection☐ Technical information☐ Payment methods

To confirm the modification, please enter your own password

CREATEBACK TO LIST

UserID: quanghai95 - quanghai95@gmail.com | Last login: 2017-12-21 09:04:20 - PSPID: quanghai95 | Profile: Admin | 2017-12-21 09:49:42 | [Print](#)

You have to Click "Special for API"

Barclaycard ePDQ

Barclaycard ePDQ

Magenest Barclaycard ePDQ payment gateway

Version: 1.3.0

Need support: [Submit a ticket](#)

Contact us: support@magenest.com

Required Settings

ePDQ Hosted Payment Page integration (Recommend Integration)

ePDQ Direct Link

Process payments methods

Enabled [website] Yes

Enabled the module in checkout page

User Id [website] hien2

(Barclaycard ePDQ) You can create user in "Configuration->Users" with Special user for API option.

Password [website] *****

(Barclaycard ePDQ) Password of the API user (USERID).

SHA-in pass phrase Directlink method [website] *****

(Barclaycard ePDQ Direct) Sha-in phrase can get in "Configuration->Technical information->Data and origin verification->Checks for Barclaycard Direct Link"

You need to enter your store ip address in IP-address field

Title [store view] Barclaycard direct link

Payment method title displayed on Checkout page

Sandbox Mode Enabled [website] Yes

Test Sandbox Mode

Credit Card Types [website]

American Express

Visa

MasterCard

Discover

Other

Enable 3D Secure [website] No

If you wish to use 3-D Secure with DirectLink, you need to have the D3D option activated in your account.

Payment from Applicable Countries [website] All Allowed Countries

Payment from Specific Countries [website]

Afghanistan

Åland Islands

Albania

Algeria

American Samoa

Andorra

Angola

Anguilla

Antarctica

Antigua and Barbuda

Payment Action [website] Authorize and Capture (Sale)

New Order Status [website] -- Please Select --

Sort Order [store view]

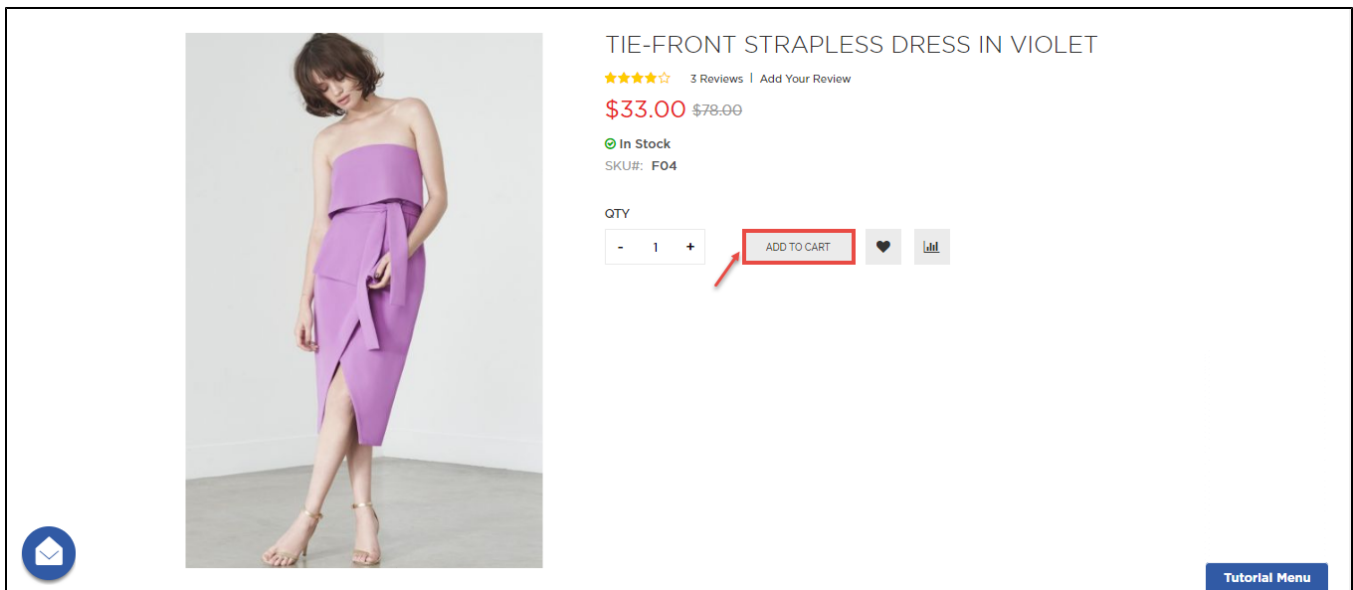
All of instructions of how to get the needed information are right under each field.

When done, please press **Save Config**

Main Functions

- **Easily Checkout Using Credit Card**

At frontend, customer can add their wanted item to cart by clicking on **Add to Cart** button.



Then, go to checkout and select **Barclays ePDQ Payment**

There are two methods for customer to pay: **Barclaycard ePDQ Direct Link Payment** and **Barclaycard ePDQ Payment**:

- **Barclaycard ePDQ Direct Link Payment:**

Customer enter compulsory information such as: **Credit card number**, **Expiration date**, **Card Verification Number** and click **Place Order** button.

Barclaycard ePDQ Direct Link Payment

☒ My billing and shipping address are the same

Susan Smith
1 Broadway Street
New York, New York 10001
United States
1225345345346

Credit Card Number *

Expiration Date *

07 - July

2017

Card Verification Number *

?

Place Order

TIE-FRONT STRAPLESS DRESS IN VIOLET
Qty: 1
\$33.00

BROWN RIB KNIT OPEN KEYHOLE NECK POPPER SPLIT LEG JUMPSUIT
Qty: 2
\$56.00

Ship To:

Susan Smith
1 Broadway Street
New York, New York 10001
United States
1225345345346

Shipping Method:
Best Way - Table Rate

☒ Stripe payment

☒ PSiGate payment

☒ Barclaycard ePDQ payment

☒ Paybox payment

☒ Alipay Cross-border payment

☒ Payplug payment

BACKEND:

Set up Configuration

Manage orders (Cancel, Hold, Unhold)

FRONTEND:

Add products to cart

Checkout credit card

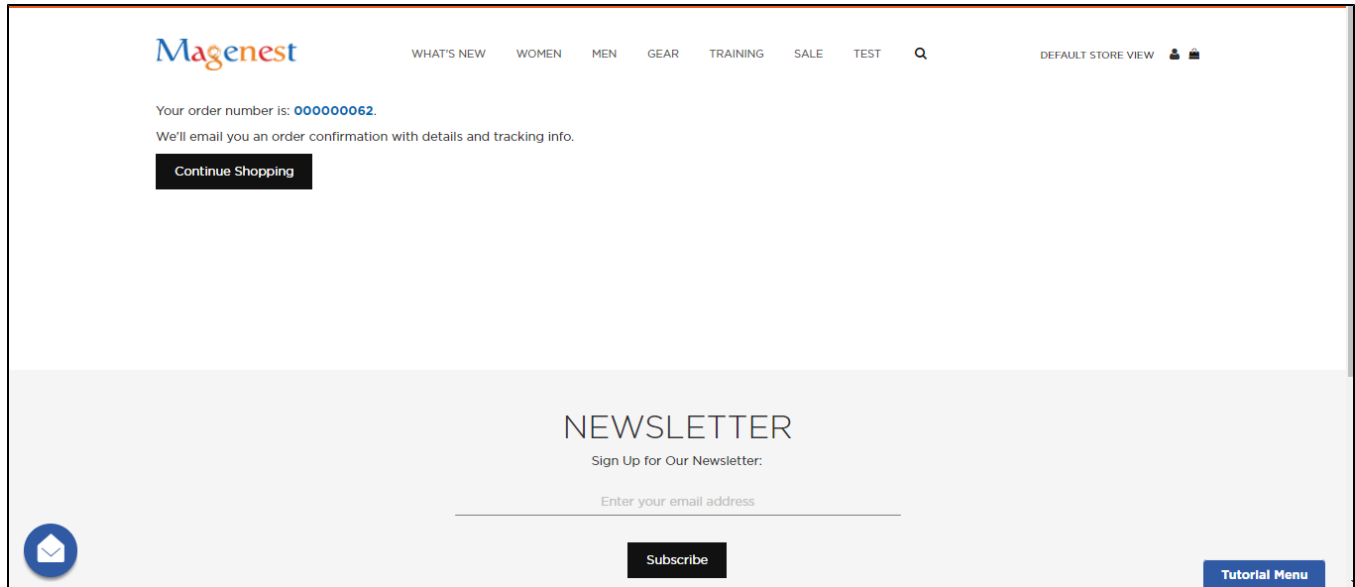
Ready to purchase this extension?

Configure and Buy

Anna

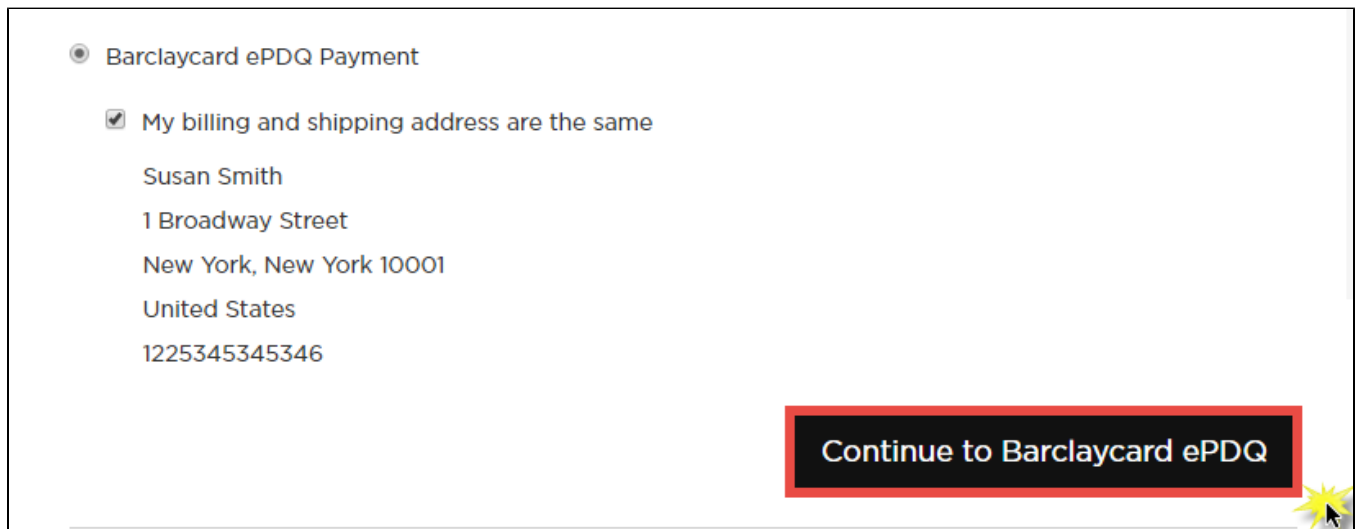
Feel free to contact me with any questions about the product.

The system will inform order number of the customer in home page and send email to confirm via email. Payment is successful!




Barclaycard ePDQ Payment:

Customers follow the below picture. This method is similar to Barclaycard ePDQ Direct Link Payment:



← → ↻ Barclays Bank PLC [GB] | https://mdpayments.epdq.co.uk/ncol/test/orderstandard.asp? ☆ 🔒 🔄 ⌵

 **barclaycard**

Magento 2 barclaycard HPP

Order reference : payment_000000053
Total charge : 46.00 GBP
Beneficiary : HUST

Pay with : **VISA**

Cardholder's name* : Susan Smith

Card number* : 41.....


Expiry date (mm/yyyy)* : 06 ▾ / 2019 ▾

Card verification code* : 123 [What is this?](#)


* Mandatory fields
Card verification code mandatory for the following types of card: VISA

Yes, I confirm my payment

POWERED BY

 **barclaycard**

Cancel

 WHAT'S NEW WOMEN MEN GEAR TRAINING SALE TEST 🔍

DEFAULT STORE VIEW 👤 🛒

Your order number is: **000000065**.

We'll email you an order confirmation with details and tracking info.


Continue Shopping

NEWSLETTER

Sign Up for Our Newsletter:

Enter your email address

Subscribe

 **Tutorial Menu**

All of the payment's process operate in Barclaycard's payment site, not in Magento.

+ View Order:

When the transaction is completed, customers can review their orders by clicking **Sales > Orders > View**

DASHBOARD

SALES

PRODUCTS

CUSTOMERS

MARKETING

CONTENT

REPORTS

STORES

SYSTEM

FIND PARTNERS & EXTENSIONS

Orders

payments

Create New Order

Search by keyword

Filters

Default View

Columns

Export

Actions

48 records found

20 per page

1 of 3

	ID	Purchase Point	Purchase Date	Bill-to Name	Ship-to Name	Grand Total (Base)	Grand Total (Purchased)	Status	Action
<input type="checkbox"/>	000000065	Main Website Main Website Store Default Store View	May 31, 2017, 2:05:00 AM	Susan Smith	Susan Smith	\$38.00	\$38.00	Processing	View
<input type="checkbox"/>	000000064	Main Website Main Website Store Default Store View	May 31, 2017, 2:05:00 AM	Susan Smith	Susan Smith	\$82.00	\$82.00	Processing	View
<input type="checkbox"/>	000000063	Main Website Main Website Store Default Store View	May 31, 2017, 2:05:00 AM	Susan Smith	Susan Smith	\$82.00	\$82.00	Pending Payment	View
<input type="checkbox"/>	000000062	Main Website Main Website Store Default Store View	May 31, 2017, 2:05:00 AM	Susan Smith	Susan Smith	\$61.00	\$61.00	Processing	View
<input type="checkbox"/>	000000058	Main Website Main Website Store Default Store View	May 31, 2017, 1:05:00 AM	Susan Smith	Susan Smith	\$82.00	\$82.00	Processing	View

DASHBOARD

SALES

PRODUCTS

CUSTOMERS

MARKETING

CONTENT

REPORTS

STORES

SYSTEM

FIND PARTNERS & EXTENSIONS

#000000065

payments ▾

← BackSend EmailHoldShipReorder

ORDER VIEW

Information

Invoices

Credit Memos

Shipments

Comments History

Transactions

Order & Account Information

Order # 000000065 (The order confirmation email was sent)

Order DateMay 31, 2017, 2:32:00 AM

Order StatusProcessing

Purchased FromMain WebsiteMain Website StoreDefault Store View

Placed from IP14.177.96.233

Account Information

Customer NameSusan Smith

Emailsusansmith2602@gmail.com

Customer GroupGeneral

Address Information

Billing Address Edit

Susan Smith
1 Broadway Street
New York, New York, 10001
United States
T: 1225345345346

Shipping Address Edit

Susan Smith
1 Broadway Street
New York, New York, 10001
United States
T: 1225345345346

Payment & Shipping Method

Payment Information

Barclaycard ePDQ Payment
The order was placed using USD.

Shipping & Handling Information

Flat Rate - Fixed \$5.00

Items Ordered

Product	Item Status	Original Price	Price	Qty	Subtotal	Tax Amount	Tax Percent	Discount Amount	Row Total
Tie-Front Strapless Dress in Violet	Involved	\$78.00	\$33.00	Ordered 1 Involved 1	\$33.00	\$0.00	0%	\$0.00	\$33.00
SKU: F04									

Order Total

Notes for this Order

Status

Pending Payment ▾

Comment

☐ Notify Customer by Email

☐ Visible on Storefront

Submit Comment

Order Totals

Subtotal	\$33.00
Shipping & Handling	\$5.00
Grand Total	\$38.00
Total Paid	\$0.00
Total Refunded	\$0.00
Total Due	\$38.00

May 31, 2017 2:32:18 AM | Processing | Customer **Notified**
Payment accept!

May 31, 2017 2:32:18 AM | Processing | Customer **Not Notified**
PAYID: 3020736733, STATUS: 9, Error resp: 0

May 31, 2017 2:32:18 AM | Processing | Customer **Not Notified**
Validate response success!

May 31, 2017 2:32:00 AM | Processing | Customer **Notified**

After successful payment, at **Payments Action** tab of Barclays , the order will be updated corresponding with two options when admin set up **Configuration**

Authorize and Capture (Sale) and Authorize Only

If you choose Authorize Only in backend, click the Pay ID in the list above, and then choose the action you want to do:

E-commerce with SSL encryption											
Card verification code: CVC received: Unknown result											
Card country: n.a.											
IP address country: VN (VIETNAM)											
Received IP address: 117.7.208.47											
Name: Unknown result											
E-mail address: Unknown result											

Pay ID	Merch ref	Status	Authorisation	Payment date	Total	File / line	NCID	Error	Action	Accept in	Charg Meth	Card/ACC no
3015201560/0	3xbAOLyGDj_000000007	5-Authorised	test123	2017-01-16 04:01:43	75.00 GBP	/		0	RES-Authorisation		VISA	XXXXXXXXXXXX4242

BACK

CURRENT SELECTION

Maintenance transactions:

HOLD ORDER:3015201560/0

DELETE AUTHORISATION : 3015201560/0 ☒ Last one 75 GBP

CONFIRM PAYMENT (DATA CAPTURE) : 3015201560/0 ☒ Last one 75 GBP (limited to a total of 75.00 GBP)

SEND ANOTHER AUTHORISATION REQUEST ☒ Global 75 GBP. Card verification code: [What is this?](#)

MANUAL AUTHORIZATION ☒ Global 75 GBP Code:

Update

- When a new update is available, we will provide you with a new package containing our updated extension.
- You will have to delete the module directory and repeat the installing steps above.
- Flush the config cache. Your store and newly installed module should be working as expected.

Support

- We will reply to support requests within **2 business days**.
- We will offer **lifetime free update and 6 months free support for all of our paid products**. Support includes answering questions related to our products, bug/error fixing to make sure our products fit well in your site exactly like our demo.
- Support **DOES NOT** include other series such as customizing our products, installation and uninstallation service.

Once again, thank you for purchasing our extension. If you have any questions relating to this extension, please do not hesitate to contact us for support.