

## 2. PSiGate Payment Gateway User Guide

Thank you for purchasing our extension. If you have any questions that are beyond the scope of this document, do not hesitate to leave us an email via our email address below.

Created: 20/03/2017 | By: Magenest | Support Portal:<http://servicedesk.izysync.com/servicedesk/customer/portal/62>

- [Introduction](#)
  - [Features For Admins](#)
  - [Features For Customers](#)
  - [System Requirements](#)
- [Configuration](#)
- [Main Functions](#)
- [Update](#)
- [Support](#)

### Introduction

PSiGate Payment Gateway extension by Magenest is well-known such as a great payment tool synchronizing from your Magento 2 store to the PSiGate Payment Gateway. With over 15 years of experience in the payment processing industry, PSiGate helps transactions operate smoothly, moving towards the goal of processing cardless payment. Because it gives customer a lot of great utilities, Magenest suggests customer use our PSiGate more regularly.

#### Features For Admins

- A lot of features is included in the extension that you can tweak to make it best suit your business, including:
  - Choose between Authorize Only or Authorize and Capture.
  - Payment method
  - Enable CVC verification.
  - View new order status.

#### Features For Customers

- The primary aim of the extension is to deliver the most fluent and effortless payment experience to the customers:
  - Easily checkout using credit card.

#### System Requirements

Your store should be running on Magento 2 Community Edition version 2.1.x.



### Configuration

At backend, admin need to configure some fields to connect between magento site and your account.

Firstly, admin click on **Stores > Configuration > Sales > Payment Methods**.

In addition, admin can set information such as: **Title, Payment Action, Payment Methods, Sandbox Mode Enabled, PSiGate store key test, New Order Status**.

DASHBOARD

SALES

PRODUCTS

CUSTOMERS

MARKETING

CONTENT

REPORTS

**STORES**

SYSTEM

Stores

Settings

All Stores

**Configuration**

Terms and Conditions

Order Status

Taxes

Tax Rules

Tax Zones and Rates

Currency

Attributes

Product

Attribute Set

Rating

Other Settings

Customer Groups

ing will be processed.

Search

9

payments

Save Config

...izysync.com/.../3cea2c315e6a404fde5e7fecb416e72c952d6f1ea1f5110a9dc919c7...

Some attentions that you should know when you set up:

Payment Action:

✓ **Authorize Only( Authorisation):** Funds on the customer's card are authorized by Authorize.Net, and an order is created in your store's Admin. You can later create an invoice and capture the funds.

✓ **Authorize and Capture(Sale):** Funds on the customer's card are authorized and captured by Authorize.Net, and an order and invoice are created in your store's Admin.

Payment Method: you will choose payment method that you need.

After set information ,click on **Save Config** button, your configuration is ready to use.

• **NOTE:**

\* **Setup PSiGate control panel**

◦ Login to your PSiGate control panel at <https://secure.psigate.com>

1. Click the **HTML Capture Settings** link

2. Set **Enabled** to **Yes**

3. Input your Store Account Name (StoreID) given within your PSiGate Welcome Email within the **StoreKey** field. This setting informs PSiGate of the store account that is to receive the transaction request. Write this number down as you will need it later.

4. If you are using the **Client side secure form POST** connection method, set **DBA Display Name** to your company name.
5. Leave the **Approved URL** and **Declined URL** fields blank
6. If you are using the **Client side secure form POST** connection method, set the **Capture Setting** field to **Card Data is Passed to PSiGate**. If you are using the **Client side non-secure form POST** connection method, set it to **PSiGate Captures Card Data**.
7. Set the **Restrict Referring Hosts** field to **No**
8. Set the **Results** field to **1.2**
9. Click the **Save** button
10. Open the payment gateway record labeled PSiGate in the control panel of Squirrelcart
11. Enter your PSiGate StoreKey in the **Account Name** field
12. Leave the **Account Password** field blank. It is only used for the XML Messenger Interface
13. Set the Transaction Type field.
14. Set **Connection Method** to **Gateway Hosted** or **Store Hosted / Browser to Gateway (Relay)**
15. Check the **Enabled** field
16. Click [blocked URL](#)

## Main Functions

- **Easily Checkout Using Credit Card**

At frontend, customer will need to choose an item and click on **Add to Cart** button.

[Sale](#) [Training](#) [Women](#)[Home](#) > [Jackets](#)

## Jackets

[Be the first to review this product](#)**IN STOCK**  
SKU#: Jackets

| Product Name                            | Qty                            |
|---|--------------------------------|
| Ingrid Running Jacket<br><b>\$85.00</b> | <input type="text" value="1"/> |
| Riona Full Zip Jacket<br><b>\$12.00</b> | <input type="text" value="0"/> |

[Add to Cart](#)[♥ ADD TO WISH LIST](#)[.|| ADD TO COMPARE](#)[✉ EMAIL](#)

### Reviews

You're reviewing:  
**Jackets**

**Nickname \*****Summary \*****Review \***[Submit Review](#)[Privacy and Cookie Policy](#)[Search Terms](#)[Contact Us](#)[Advanced Search](#)[Subscribe](#)

Then, go to checkout and select **PSiGate Payment** instead of **Check/Money Order**.

## Shipping Address

jonson alex  
23 E 36th St, New York, NY  
10016, USA  
New York , New York 12345  
United States  
01986754321

+ New Address

## Order Summary

1 Item in Cart

## Shipping Methods

☒ \$5.00 Fixed Flat Rate

Next

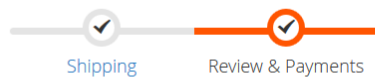
[Privacy and Cookie Policy](#)

[Search Terms](#)

[Contact Us](#)

[Advanced Search](#)

Subscribe



## Payment

### PSiGate Payment (Realtime HTML)

☒ My billing and shipping address are the same

Jonson alex  
23 E 36th St, New York, NY 10016, USA  
New York , New York 12345  
United States  
01986754321

[Continue with PSiGate](#)

☐ Alipay Payment

☐ Wepay direct payment

☐ Credit Card(Paybox)

[Apply Discount Code](#) ▾

## Order Summary

|                   |         |
|-------------------|---------|
| Cart Subtotal     | \$85.00 |
| Shipping          | \$5.00  |
| Flat Rate - Fixed |         |

**Order Total** **\$90.00**


1 Item in Cart ^



Ingrid Running Jacket  
Qty: 1  
\$85.00

Ship To: 

Jonson alex  
23 E 36th St, New York, NY 10016, USA  
New York , New York 12345  
United States  
01986754321

Shipping Method: 

Flat Rate - Fixed

[Privacy and Cookie Policy](#)

[Search Terms](#)

[Contact Us](#)

[Advanced Search](#)




 Enter your email address [Subscribe](#)


Nextly, clicking **Continue to PSiGate** button, you will be transmitted to PSiGate payment page. Some steps are continued to implement transaction


## Test Store Payment Options

|                     |   |
|---------------------|---|
| Billing Name        | <input type="text" value="tyler william"/>                              |
| Billing Address     | <input type="text" value="48-64 Walworth St, Brooklyn, NY 11205, USA"/> |
| Billing City        | <input type="text" value="New York"/>                                   |
| Billing Province    | <input type="text" value="New York"/>                                   |
| Billing Postal Code | <input type="text" value="12345"/>                                      |
| Billing Country     | <input type="text"/>  |

[Add Shipping Address](#)


Pay by Credit Card   

Masterpass  [Learn More](#)

**Pay by Interac**  [Learn More](#)

The Interac® Online service is a new payment option that allows you to pay for goods and services on the Internet directly from your bank account.  
Le service Interac® en ligne est une nouvelle option de paiement qui vous permet de régler l'achat de biens et de services directement sur Internet, À partir de votre compte bancaire.  
© Trade-mark of Interac Inc. Used under licence.  
© Marque de commerce d' Interac inc. utilisée en vertu d' une licence.

[Submit](#)




### PAYMENT DETAILS

[HELP](#)





**PAY TO** My Merchant Store

**INVOICE NO** 000000112

**AMOUNT** \$231.00 CAD



Click to choose your Financial Institution:

To cancel and return to My Merchant Store:

[CANCEL](#)

[PRIVACY](#)

Interac is a trademark of Interac Inc., used under license.





#### Secure Login

Bank Card Number:  (For testing: 1234)

Web Password:  (For testing: 4321)

enter information  
in the field

Submit

Cancel



#### Confirm Details

|               |                              |
|---------------|------------------------------|
| Send to:      | My Merchant Store            |
| Send on:      | Tue Mar 07 03:44:55 EST 2017 |
| Invoice No:   | REA170307034422              |
| Amount:       | \$231.00 CAD                 |
| From Account: | Chequing                     |

Submit

Cancel

Finally, having done transaction and products that you are bought successfully.

Welcome, jonson! jonson alex

Search entire store here...

1

Sale Training Women

Your order id: 000000174

Payment: APPROVED

Your order number is: **000000174**.  
We'll email you an order confirmation with details and tracking info.

Continue Shopping

To view orders you log in the website page: <https://staging.psigate.com/MerchantTools/Login/login> and choose **Orders**

CID 1000001: teststore (CAD) Hi teststore

Dashboard Orders Customers Settlements Statements

SHOW: ALL TRANSACTIONS RESERVED CONFIRMED DECLINED Create Order

Search From Mar 01, 2017 To Mar 20, 2017

OrderID Filter

| <input type="checkbox"/> | Order ID            | Name               | Amount  | Card             | User ID | Date                  | Action   | Result   | Return Code                  |
|--------------------------|---------------------|--------------------|---------|------------------|---------|-----------------------|----------|----------|------------------------------|
| <input type="checkbox"/> | 1489983300          | jonson alex        | \$90.00 | 5268051119993326 |         | Mar 20, 2017 12:12 AM | Purchase | Approved | Y:REAL-REA170320001230:21750 |
| <input type="checkbox"/> | 1489983118          | Veronica Costel lo | \$39.64 | 411111...1111    |         | Mar 20, 2017 12:09 AM | Sale     | Approved | Y:123456:0abcdef::NNN        |
| <input type="checkbox"/> | 1489982046          | adada adadad       | \$75.00 | 411111...1111    |         | Mar 19, 2017 11:56 PM | Sale     | Approved | Y:123456:0abcdef::YNN        |
| <input type="checkbox"/> | 1489982285          | jonson alex        | \$75.00 | 411111...1111    |         | Mar 19, 2017 11:55 PM | Sale     | Approved | Y:123456:0abcdef::NNN        |
| <input type="checkbox"/> | 2017031918213001456 | Jorge Miranda      | \$0.12  | 510510...5100    |         | Mar 19, 2017 6:21 PM  | Sale     | Approved | Y:123456:0abcdef::NNN        |

Order Details is displayed in below table such as: OrderID, Status, Authorization, Invoice

**Order Details**

Order ID: 1489983300

**\$90.00**

Subtotal: \$90.00  
Tax: \$0.00  
Shipping: \$0.00

**Payment**  
Status: **Confirmed**  
Mar 20, 2017 12:12 AM  
Authorization #: 5268051119993326=291299999999999999000  
Invoice: 1489983300  
Issuer Name: REAL  
Version: 1  
Issuer Confirmation Code: REA170320001230  
Acquirer: 0i40rpz  
Acquirer Approval Code: 000  
Acquirer Confirmation Code: 217509  
PAN: 5268051119993326  
Online Bank Start Time: 03/20/2017 00:12:28

**Risk Management**  
Geo IP Check  
3D Secured

Actions

In case, customer wants to refund product. Select orderID and click **Refund** to repay.

**PSiGate Merchant Tools**

Dashboard **Orders** Customers Settlements Statements

SHOW: ALL TRANSACTIONS RESERVED **CONFIRMED** DECLINED

Search From Mar 01, 2017 To Mar 20, 2017

| Order ID            | Name              | Amount  | Card             | User ID | Date                  | Action |
|---------------------|-------------------|---------|------------------|---------|-----------------------|--------|
| 1489983300          | jonson alex       | \$90.00 | 5268051119993326 |         | Mar 20, 2017 12:12 AM | Refund |
| 1489983118          | Veronica Costello | \$39.64 | 411111 1111      |         | Mar 20, 2017 12:09 AM | Refund |
| 1489982046          | adada adadad      | \$75.00 | 411111 1111      |         | Mar 19, 2017 11:56 PM | Refund |
| 1489982285          | jonson alex       | \$75.00 | 411111 1111      |         | Mar 19, 2017 11:55 PM | Refund |
| 2017031918213001456 | Jorge Miranda     | \$0.12  | 510510 5100      |         | Mar 19, 2017 6:21 PM  | Refund |

#### NOTE:

All of the payment's process operate in Worldpay's payment site, not in Magento.

## Update

- When a new update is available, we will provide you with a new package containing our updated extension.
- You will have to delete the module directory and repeat the installing steps above.
- Flush the config cache. Your store and newly installed module should be working as expected.

## Support

- We will reply to support requests after **2 business days**.
- We will offer **lifetime free update and 6 months free support for all of our paid products**. Support includes answering questions related to our products, bug/error fixing to make sure our products fit well in your site exactly like our demo.
- Support **DOES NOT** include other series such as customizing our products, installation and uninstallation service.

Once again, thank you for purchasing our extension. If you have any questions relating to this extension, please do not hesitate to contact us for support.