

2. Ultimate Gift Card User Guides

Thank you for purchasing my extension. If you have any questions that are beyond the scope of this help file, please feel free to email via my user page contact form here. Thanks so much!

Created: 20/09/2016 | By: Magenest

Support Portal: <http://servicedesk.izysync.com/servicedesk/customer/portal/35>

- [Introduction](#)
 - [Features for admins](#)
 - [Features for customers](#)
 - [System Requirements](#)
- [Main Functions](#)
 - [For Admin](#)
 - [Gift Card Configuration](#)
 - [Create Gift Card Template](#)
 - [Create a new Gift Card](#)
 - [For Customer](#)
 - [Select the Gift Card type](#)
- [Update](#)
- [Support](#)

Introduction

[blocked URL](#)

Magento 2 Gift Card Extension is the product developed by Magenest to lets you quickly create gift cards and sell them in your shop.

Features for admins

- Create Gift cards product to sell online.
- Set unlimited values of gift card products to be shown as a drop down, fixed amount or a range.
- Configure the gift card module, change the pdf gift card setting.
- Full back end control: create, edit, resend, change status of gift cards, and more.
- Admins can import/export gift cards from CSV files.
- Customize the email template as you want by various available options.

Features for customers

- Gift cards have different values for customers to choose at their convenience.
- Customer can buy gift card for them self or send it as a gift to their friends.
- Gift card can be delivered by email or post office.
- Manage the gift card/gift voucher that they already purchased at the account dashboard.
- Design card when set up Canvas mode.
- The customer can easily check out of their product through Paypal which is the best payment gateway in the world.
- Customer apply Gift Card code to discount price.

System Requirements


Your store should be running on Magento Community Edition version 2.0.x, 2.1.x and more.

Main Functions

For Admin

- **Gift Card Configuration**

Firstly, admin need to set configuration for Gift Card, including:

 **General :**

+ Order item status to active gift card.

+ Pattern to generate gift card code.

+ Email Template.

+ Email sender.

⊖ Design:

Admin can choose three modes:

+ PDF mode: Customer choose any Gift Card template and send them.

+ Canvas mode: Customer can design private card for them.

+ Turn off design mode: Customer can choose this mode if they do not want to send gift card.

The screenshot shows the Magento 2 Configuration page. On the left is a sidebar with navigation links: DASHBOARD, SALES, PRODUCTS, CUSTOMERS, MARKETING, CONTENT, REPORTS, GIFT CARD, STORES, SYSTEM, and FIND PARTNERS & EXTENSIONS. The main content area is titled 'Configuration' and shows the 'Store View: Default Config' dropdown and a 'Save Config' button. The left sidebar of the configuration page lists categories: GENERAL, CATALOG, MAGENEST, CUSTOMERS, SALES, SERVICES, and ADVANCED. The 'MAGENEST' category is expanded, showing 'Gift Card Configuration'. The 'General' tab is selected, showing settings for 'Order item status to active gift card' (set to 'Pending'), 'Pattern to generate gift card code' (set to '[A4][N5]'), 'Email Template' (set to 'GiftCard Email Template (Default)'), and 'Email Sender' (set to 'Customer Support'). The 'Design' tab is also visible, showing the 'Gift Card Design Mode' dropdown menu, which is currently set to 'Pdf Mode'. The dropdown menu options are: 'Pdf Mode' (selected), 'Canvas Mode', and 'Turn off design mode'. The footer of the page shows 'Copyright © 2017 Magento Commerce Inc. All rights reserved.' and 'Magento ver. 2.1.0' with links to 'Account Activity' and 'Report Bugs'.

- **Create Gift Card Template**

Admin can view available Templates in an convenient way by navigating to **Gift Card > Gift Card Templates**.

Gift Card

Gift Card Templates

Gift Card Codes

?

Save Config

General

Order item status to active gift card

Invoiced

It is good idea to choose invoice for production environment

Pattern to generate gift card code

[A4][N5]

[A4][N5] for example

Email Template

GiftCard Email Template (Default)

Email template to send gift card to recipient

Email Sender

Customer Support

Email address of store which is used to send gift card to recipient

Design

Gift Card Design Mode

Canvas Mode

PDF is default mode

Here is the list of created Gift Card Templates. Admin can view and manage them an easy way.

+ If admin want to implement any changes, please click on **Edit**.

Dashboard

Sales

Products

Customers

Marketing

Content

Reports

Gift Card

Stores

System

Find Partners & Extensions

Gift Card Template Manager

Search by keyword

Filters

Default View

Columns

Export

Add New Template

20 per page

1 of 1

ID	Template Name	Template Title	Design Type	Status	Action
1	Hiensmile	Card Gift 1	Left	Enabled	Edit
2	Hpbd	I love you	Center	Enabled	Edit

Copyright© 2016 Magento Commerce Inc. All rights reserved.

Magento ver. 2.0.2


[Report Bugs](#)


+ If admin want to create a new template, please click on **Add New Template** button.


Then, the New Template page will be shown.


General Configuration tab


Admin fill detail information of gift card template such as: **Template Name, Status, Design Style, Title, Style Color, Text Color, Note.**


Dashboard


Sales


Products


Customers


Marketing

Content

Reports

Gift Card

Stores

Find Partners & Extensions

New Template

[← Back](#)[Reset](#)[Preview](#)[Save and Continue Edit](#)[Save Template](#)

GIFT CARD TEMPLATE CONFIGURATION

General Configuration

Main Image Uploads

Background Image Uploads

General Configuration

Template Name *


Gift Card 1

Status *

Enable

Design Style *

Center




From:

To:

Gift - XXXX - XXXX

Value

Write message here.....



\$1000.00

Lorem ipsum dolor sit amet, consectetur adipiscing elit. Aenean lobortis ligula diam, quis sodales urna lacinia vel.

Title *

Happy BirthDay

Style Color *

#FF4888

This color will be applied for title and value field of the card

Text Color *

#23FFDE

This color will be applied for other text fields of the card

Note

Some reminder that will be printed on the card

Main Image Uploads: Admin can set easily main image by navigating to **Main Imagine Uploads**.

DASHBOARD

SALES

PRODUCTS

CUSTOMERS

MARKETING

CONTENT

REPORTS

GIFT CARD

STORES

SYSTEM

FIND PARTNERS & EXTENSIONS

New Template

← Back

Reset

Preview

Save and Continue Edit

Save Template

GIFT CARD TEMPLATE CONFIGURATION

General Configuration

Main Image Uploads

Background Image Uploads

Main Image Upload Manager

Recommended resolution:
- Center Style: 220x880 pixels
- Left & Right Style: 360x500 pixels

Add Image

Uploaded

Uploaded Images

Delete

Background Image Uploads: Admin can set easily Background Image by navigating to **Background Image Uploads** of **Gift Card Template Configuration**.

DASHBOARD

SALES

PRODUCTS

CUSTOMERS

MARKETING

CONTENT

REPORTS

GIFT CARD

STORES

SYSTEM

FIND PARTNERS & EXTENSIONS

New Template

← Back

Reset

Preview

Save and Continue Edit

Save Template

GIFT CARD TEMPLATE CONFIGURATION

General Configuration

Main Image Uploads

Background Image Uploads

Background Image Upload Manager

Recommended resolution: 880x500 pixels

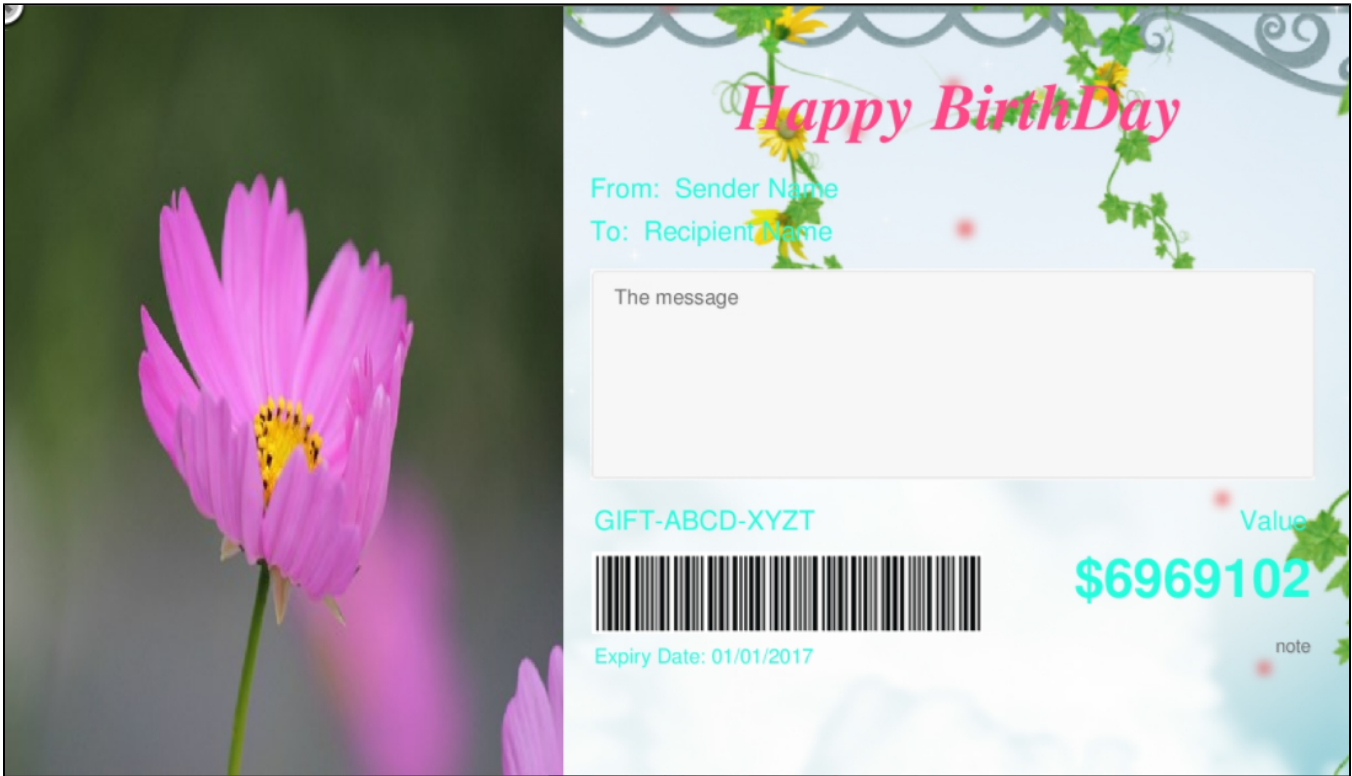
Add Image

Uploaded

Uploaded Images

Delete

+ When completing gift card template, customer can preview Card Template by clicking **Preview** button:



- **Gift Card Codes**

Gift Card codes play a vital role in Magenest's Ultimate Gift Card extension. It allows merchants to view and manage all Gift Card code by navigating to **Gift Card > Gift Card Codes**.

Gift Card

- DASHBOARD
- SALES
- PRODUCTS
- CUSTOMERS
- MARKETING
- CONTENT
- REPORTS
- GIFT CARD**
- STORES
- SYSTEM
- FIND PARTNERS & EXTENSIONS

Gift Card Codes

Gift Card Manager

[Add New Template](#)

Search

Filters Default View Columns Export

20 per page 1 of 1

Template Name	Template Title	Design Type	Status	Action
Card 1	Happy BirthDay	Center	Enabled	Edit

All rights reserved.

Magento ver. 2.1.9 [Report Bugs](#)

DASHBOARD

SALES

PRODUCTS

CUSTOMERS

MARKETING

CONTENT

REPORTS

GIFT CARD

STORES

SYSTEM

FIND PARTNERS & EXTENSIONS

Gift Card

Search by keyword

Filters

Default View

Columns

Export

Actions

18 records found


20 per page

1 of 1

	ID	Code	Expiry date	Created At	Balance	Status	Action
<input type="checkbox"/>	1	UjFj38742				Enabled	Edit
<input type="checkbox"/>	2	YCca23681				Enabled	Edit
<input type="checkbox"/>	3	fSVa66334				Enabled	Edit
<input type="checkbox"/>	4	cHjJ63569				Enabled	Edit
<input type="checkbox"/>	5	zLYw46848				Enabled	Edit
<input type="checkbox"/>	6	rsPH79616				Enabled	Edit
<input type="checkbox"/>	7	wGFX01879				Enabled	Edit
<input type="checkbox"/>	8	nxPw69883				Enabled	Edit
<input type="checkbox"/>	9	ywSI42490				Enabled	Edit
<input type="checkbox"/>	10	JDHD08310				Enabled	Edit

If admin want to view in more detail, please click on **Edit**.

In Edit Glft Card page showed, admin can control all of things regarding the codes of Gift Card products.



- DASHBOARD
- SALES
- PRODUCTS
- CUSTOMERS
- MARKETING
- CONTENT
- REPORTS
- GIFT CARD
- STORES

⚠ This is only a demo store. You can browse and place orders, but nothing will be processed.

BACK TO FRONTEND

Magenest

GO TO STORE

⚠ One or more of the Cache Types are Invalidated: Configuration, Page Cache. Please go to [Cache Management](#) and refresh cache types.

System Messages: ⚠ 1 ⚠ 1

Edit Gift Card

admin

← Back Delete Reset **Save**

GiftCard Information

Code Ujfj38742

Balance

Status Available

Expiry Date

Order Information

Product [Nature](#)

Order [5](#)

Recipient Information

Sender Name

Sender Email

Recipient Name

Recipient Email

Headline

Message

Search [Reset Filter](#) 0 records found

20 per page 1 of 1

ID	Created At	Action	Amount
From <input type="text"/>	<input type="text"/>	<input type="text"/>	<input type="text"/>
To <input type="text"/>			

We couldn't find any records.

Copyright© 2016 Magento Commerce Inc. All rights reserved.

Magento ver. 2.0.2

[Report Bugs](#)

• Create a new Gift Card

To create a Gift Card Product, admin need to navigate to **Product > Catalog > Add Product > Gift Card**. This is a new product type developed by Magenest which allows admin to create gift card products an easy way.

DASHBOARD
SALES
PRODUCTS
CUSTOMERS
MARKETING
CONTENT
REPORTS
GIFT CARD
STORES

Catalog

Filters
Default View

Active filters: Type: Gift Card

Actions
7 records found
20 per page

ID	Thumbnail	Name	Type	Attribute Set	SKU	Price	Quantity	Visibility	Status	W
2047		Nature	Gift Card	Default	Nature	\$299.00	30.0000	Catalog, Search	Enabled	M
2048		Giftcard 1	Gift Card	Default	Giftcard 1	\$450.00	100.0000	Catalog, Search	Enabled	Main Website Edit
2049		Hydro	Gift Card	Default	Hydro	\$300.00	499.0000	Catalog, Search	Enabled	Main Website Edit
2054		Nature	Gift Card	Default	Nature-1	\$150.00	184.0000	Catalog, Search	Enabled	Main Website Edit
2055		Nature 2	Gift Card	Default	Nature 2	\$300.00	300.0000	Catalog, Search	Enabled	Main Website Edit

Add Product

- Simple Product
- Configurable Product
- Grouped Product
- Virtual Product
- Bundle Product
- Downloadable Product
- Gift Card**

After clicking on **Gift Card**, the **New Product** page will be shown.

Navigate to Gift Card tab.

DASHBOARD
SALES
PRODUCTS
CUSTOMERS
MARKETING
CONTENT
REPORTS
GIFT CARD
STORES

New Product

Back
Add Attribute
Save

Related Products, Up-Sells, and Cross-Sells
Customizable Options
Product in Websites
Design
Schedule Design Update
Gift Options

Gift Card

Admin can set information related the Gift Card product, such as **Giftcard price scheme**, **Gift card price selector**, **Expires After**, **Max Price**, **Min Price**, **Giftcard templates**.

- **Giftcard price scheme**: Consist of 3 option to choose:

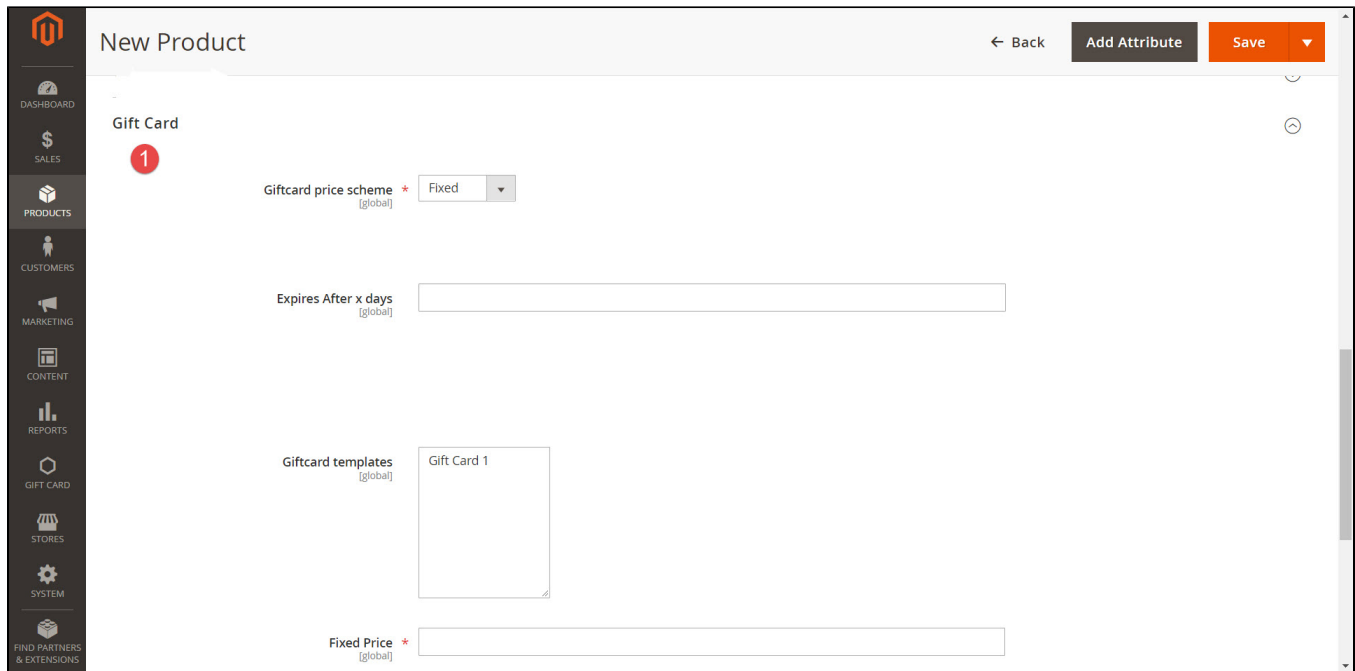
+ **Fixed**: Choosing this option if admin want to set a fixed price for the product.

+ **Selected**: Choosing this option if admin want to display a price list to choose for the customer.

+ **Range**: Choosing this option if admin want to display a price range that allows the customer to enter the price in the rangeGift card price selector: Allow admin set the price in accordance with the above option.

- **Expires After**: Admin can set the expiration date of Gift Card products.

- **Max Price:** The max price of the product.
- **Min Price:** The min price of the product.



New Product ← Back Add Attribute Save

Gift Card

1 **Giftcard price scheme** * Fixed

Expires After x days

Giftcard templates Gift Card 1

Fixed Price *



New Product ← Back Add Attribute Save

Gift Card Design 2

Background

Art

Please click on the **Save** button to complete.

For Customer

- **Select the Gift Card type**

When customers want to buy a Gift Card product, it can be comfortable to select a price level that admin support as they wish an easy way.



Gift Card 1

Be the first to review this product

From
\$150.00

SKU#: Gift Card 1

1 Choose an Amount

Card value *

150 \$

2 Select a design



3 Compose your email

To *

My

luonghuyenmy95@gmail.cc

From *

Anna

mylh@magenest.com

Headline

Gift Card For You

Message

Happy Birthday !

Scheduled send time

24/10/2017



Qty

1


Add to Cart

♥ ADD TO WISH LIST

📊 ADD TO COMPARE

✉ EMAIL

After customer checkout with chosen Gift Card. Your customer will receive Gift Card via email:



- Design card when set up Canvas mode:
With Canvas mode, customer customize card up to their love and can download directly or add to cart after continue to check out.

DESIGN YOUR GIFT CARD



TEXT

Text: ADD

Font: ▼

Size: ▼

Style: B I Color Background

Opacity: ▼

Decoration: U S O □

SELECT IMAGES

Drop your images here!



Add

Best wishes !



To

My

Email

luonghuyenmy95@gmail.co

From

Anna

From Email

mylh@magenest.com

Headline

Gift Card Design

Message

Test Design Gift Card

ACTIONS



DOWNLOAD

CART

2



ADD TO CART

Gmail



Tác vụ khác

1 trong tổng số 332



SOẠN

Hộp thư đến (47)

Thư gần đây sao

Quan trọng

Thư đã gửi

Thư nháp (10)

Unwanted

Danh sách mở rộng



Lương



Linh Phương

Linh muốn trò chuyện trên



Việt Bắc Lương

Bill muốn trò chuyện trên



My,
Your friend Anna, Send you a gift card which has balance 200 \$
Gift Card Design ,
Test Design Gift Card ,

[About Us](#)
[Customer Service](#)

Best wishes !



+ Apply gift card code:

The gift card code is used to discount price for loyal customer who purchased product in store. They will fill code in Gift Card column and click Place Order button:

✓

Review & Payments

Payment Method:

Check / Money order

a b
123 Wall Street
New York , New York 10001
United States
123456

Edit

Place Order

Apply Discount Code

Gift Card

aXIV07535

Cancel

Order Summary

Cart Subtotal

\$200.00

Gift Card Amount


\$150.00

Order Total

\$50.00

1 Item in Cart

^



Gift Card 1
Qty: 1

View Details

\$200.00

Update

- When a bug fix or new feature is released, we will provide you with the module's new package.
- All you need to do is repeating the above installing steps and uploading the package onto your store. The code will automatically override.
- Flush the configure cache. Your store and newly installed module should be working as expected.

Support

- We will reply to support requests after **2 business days**.
- We will offer **lifetime free update and 6 months free support for all of our paid products**. Support includes answering questions related to our products, bug/error fixing to make sure our products fit well in your site exactly like our demo.
- Support **DOES NOT** include other series such as customizing our products, installation and uninstallation service.

Once again, thank you for purchasing our extension. If you have any questions relating to this extension, please do not hesitate to contact us for support.