

Auto Related Product

Thank you for purchasing my plugin. If you have any questions that are beyond the scope of this help file, please feel free to email via my user page contact form here. Thanks so much!

Created: 27/4/2015 | By: Magenest | Email: <http://servicedesk.izysync.com/servicedesk/customer/portal/101>

Introducing to WooCommerce Auto Related Products

With the WooCommerce Auto Related Products plugin, you can forget about outdated way of adding related products. The plugin enables you to define the rules for related products and offer people alternatives to the current product automatically! Create dynamic rules according to a certain item to make the related products more engaging and relevant to people who browse your store.

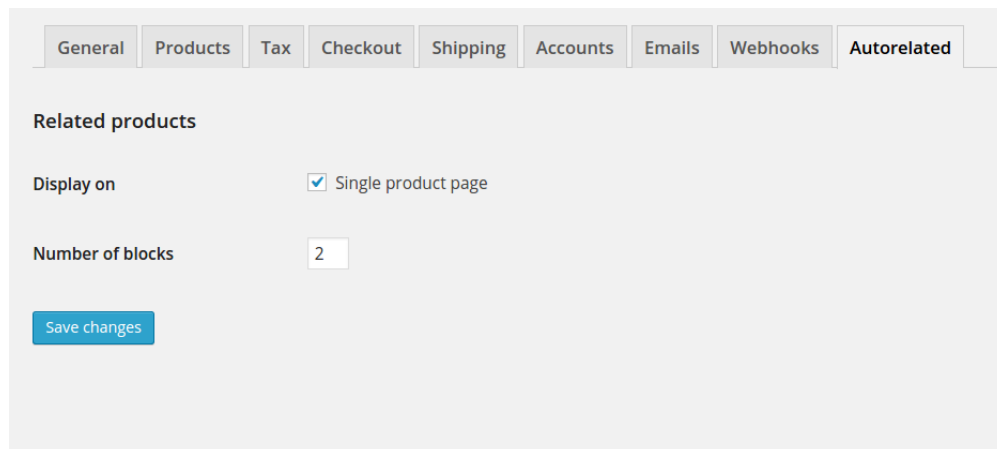
Display auto-assigned related products anywhere on the single product page. Define your own rules, you can decide yourself which items will be displayed in the related products.

Features

1. Create unlimited rules to display your related products and enable/disable rules 2. Ability to set priority for each rule 3. Ability to display several blocks in one page 4. Create different categories and attributes for one rule

Configuration

First of all, you have to configure to display the related products, access configuration page by the following steps Woocommerce Settings Autorelated tab

The image shows a screenshot of the WooCommerce Settings page, specifically the 'Autorelated' tab. At the top, there is a horizontal menu with tabs for 'General', 'Products', 'Tax', 'Checkout', 'Shipping', 'Accounts', 'Emails', 'Webhooks', and 'Autorelated'. The 'Autorelated' tab is selected and highlighted. Below the tabs, the section is titled 'Related products'. There are two settings: 'Display on' with a checkbox labeled 'Single product page' which is checked, and 'Number of blocks' with a text input field containing the number '2'. At the bottom left of the settings area, there is a blue button labeled 'Save changes'.

Check the box Single product page to display the related products

Manage rules

In Woocommerce menu, choose Autorelated submenu

Rule

Add Rule

All (2)

Published (2)

Trash (3)

Search Rule

Bulk Actions

▼

Apply

All dates

▼

Filter

2 items

<input type="checkbox"/>	Name	Price	Total sales	Stock status	Priority	Featured product	Status
<input type="checkbox"/>	Recommend	In range 20	In range 20	In stock	2	No	enable
<input type="checkbox"/>	Rule 1	In range 15	In range 15	In stock	1	No	enable

Bulk Actions

▼

Apply

2 items

1. Name: name of rule
2. Price: price comparison between the currently viewed product and the related products
3. The rule 2 means the related products have price greated than currently viewed product by 3.
4. Eg. Current product: 20 with Related products: > 23
5. The rule 1 with comparison 'In range': related products price will be among the price range compared to the current product
6. Eg. Current product: 20, then Related products: 15 price 25
7. Total sales: total sales of the related products. The comparison is the same with price comparison
8. Stock status: choose the related products which are in stock or out of stock
9. Priority: priority to choose a rule, sort by low to high
10. Featured product: choose the related product which are marked featured product
11. Status: enable/disable

Edit rule

General

▲

Status

Enable

▼

Priority

2

Currently viewed product

▲

Attributes

Size

▼

large

▼

Delete

Custom color

▼

Yellow

▼

Delete

Add

Categories

Albums

▼

Delete

Clothing

▼

Delete

Add

Related products

▲

Number of products

3

Attributes

Size

▼

large

▼

Delete

Add

Categories

Clothing

▼

Delete

Albums

▼

Delete

Add

I. General tab

1. Status: enable/disable
2. Priority: priority to choose a rule, sort by low to high

II. Currently viewed product tab

1. Attribute: attribute of currently viewed product
2. Category: category of currently viewed product

III. Related products

1. Number of product: number of related products which will be display
2. Attribute: attribute of related products
3. Category: category of related product
4. Price compare: The price comparison between current product and related products, as explained above
5. Price: The price to compare
6. Stock status: In stock / Out of stock
7. Total sales compare: The total sales comparison between current product and related products
8. Total sales: amount of related product sale to compare
9. Featured product: yes / no

Display


As the list of rules above, the rule 1 will be applied (Priority = 1).

Currently viewed product

1. Attribute: Attribute term 1
2. Category: Clothing

Related products

1. Number of products: 3
2. Attribute: Attribute term 1
3. Category: Clothing
4. Price compare: in range by 20
5. Stock status: In stock
6. Total sales: not set
7. Featured product: no



Woo Logo

2 REVIEWS★★★★

Pellentesque habitant morbi tristique senectus et netus et malesuada fames ac turpis egestas. Vestibulum tortor quam, feugiat vitae, ultricies eget, tempor sit amet, ante. Donec eu libero sit amet quam egestas semper. Aenean ultricies mi vitae est. Mauris placerat eleifend leo.

Categories: [Clothing](#), [Hoodies](#).

£35.00

QUANTITY

- 1 +

ADD TO CART

SHARE

HELLO WORLD!


posted by [admin](#)

Recent comments


Hi, this is a comment. To delete a comment, just log in...
posted in [Hello world!](#) from [Mr WordPress](#)

He really is the cutest little man. Swoooon!


Related Products



Happy Ninja
£18.00



Ninja Silhouette
£20.00



Woo Logo
£18.00

If you have want the further features that is not supported in current version, do not hesitate to contact us. Magenest