

2. Barclaycard SmartPay Payment Gateway User Guide

Thank you for purchasing our extension. If you have any questions that are beyond the scope of this document, do not hesitate to leave us an email via our email address below.

Created: 02/03/2017 | By: Magenest | Support Portal: <http://servicedesk.izysync.com/servicedesk/customer/portal/76>

- Introduction
 - Highlight Features
 - System Requirements
- Configuration
 - Set up from Barclay home page
 - Set up The Integration On Magento 2
 - Require settings
 - ePDQ Hosted Payment Page integration (Recommend Integration)
- Main Functions
 - * Easily Checkout Using Credit Card
- Update
- Support

Introduction


Barclaycard SmartPay Payment Gateway extension by Magenest is the great payment tool synchronizing from your Magento 2 store to the Barclays Payment Gateway.

Highlight Features

- A lot of features is included in the extension that you can tweak to make it best suit your business, including:
 - Choose between Authorize Only or Authorize and Capture.
 - New order status.
 - Email customer.
 - Allowed credit card types.
 - Enable CVC verification.
 - Allowed country.
 - Order total threshold.
- Easily manage orders
- Easily capture, cancel and refund payments.

System Requirements

Your store should be running on Magento 2 Community Edition version 2.1.x.



Configuration

Set up from Barclay home page

When having Barclay account, you will login on the page: <https://ca-test.barclaycardsmartpay.com>

Test system

We use cookies to give you the best browsing experience and to help us understand how you use our site. Cookies are small snippets of data stored on your computer and some have already been set. By continuing to use our website you are accepting our use of cookies. To find out more, read [about cookies](#)

Please Sign In

Account:

User Name:

Password:

☐ Remember my account

[Submit](#) [Forgot your password?](#)

Enter information

When Barclay home page appears, you choose **Skins->List->Skin Code**:

Test system

[List](#) [New](#) [Edit](#) [Upload](#) [Publish](#) [Test HMAC](#) [Test](#)

Skins for the Payment Pages

Skins for the payment pages

Skin Code	Name	Valid accounts	Upload	Download	Remove
SdjH7Kil	magento 2 skin		Upload	Download	X
7Fr9qigM	magento4	Magento2COM	Upload	Download	X
0nj01d1A	test 2	Magento2COM	Upload	Download	X
DU6H5v0x	test smart 2	Magento2COM	Upload	Download	X

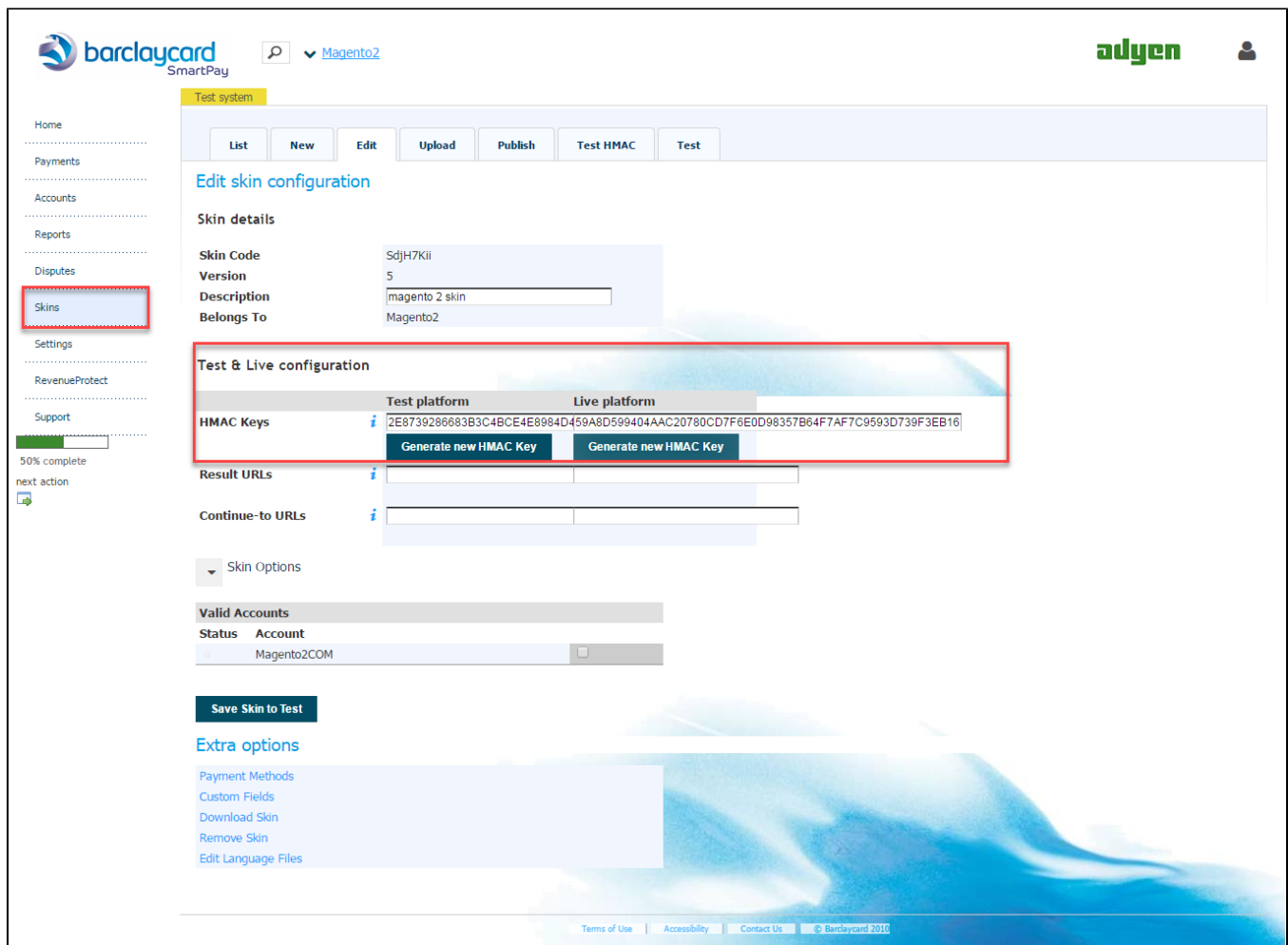
[Create a new skin](#)

[Create new A/B testing configuration](#)

50% complete
next action

[Terms of Use](#) [Accessibility](#) [Contact Us](#) [© Barclaycard 2010](#)

In **Test& Live configuration** item, you click **Generate new HMAC Key** depending on platform you choose **Test platform** or **Live platform**



This **HMAC Keys** provides integrators and developers the means to synchronize between Barclay home page and the Magento system

Set up The Integration On Magento 2

Navigate to your **Backend of Magento 2 -> Stores > Configuration > Sales > Payment Methods -> Barclay SmartPay Solutions:**

Users enter **HMAC Key** and **Skin Code** and set up features such as below table:

Require settings

2

Configuration

Save Config

CUSTOMERS

SALES 3

Sales

Sales Emails

PDF Print-outs

Tax

Checkout

Shipping Settings

Multishipping Settings

Shipping Methods

Google API

Payment Methods 4

SERVICES

ADVANCED

Merchant Country

--Please Select--

If not specified, Default Country from General Config will be used

RECOMMENDED SOLUTIONS:

PayPal Express Checkout

Add another payment method to your existing solution or as a stand-alone option.

Configure

Braintree

Accept credit/debit cards and PayPal in your Magento store.

No setup or monthly fees and your customers never leave your store to complete the purchase.

Configure

OTHER PAYPAL PAYMENT SOLUTIONS:

OTHER PAYMENT METHODS: ▲

Check / Money Order

Bank Transfer Payment

Cash On Delivery Payment

Zero Subtotal Checkout

Purchase Order

Authorize.net Direct Post

barclaycard.demo.izsync.com/admin/admin/system_config/edit/section/payment/#payment_us_recommended_solutions-link

Configuration

Save Config

Authorize.net Direct Post

Barclaycard ePDQ

Barclaycard ePDQ

Magenest Barclaycard ePDQ payment gateway

Version: 1.3.0

Need support: [Submit a ticket](#)

Contact us: support@magenest.com

Required Settings

Barclaycard ePDQ Config

PSPID

quanghien95

(Barclaycard ePDQ) Your affiliation name in our system.

Hash algorithm

SHA-512

(Barclaycard ePDQ) Sha-out phrase can get in "Configuration->Technical information->Global security parameters"

Choose sha-256 or higher to have more secure but slower validate processing

Hash algorithm must be same config with Barclaycard ePDQ config

Order prefix

demo

Enter some prefix character (max 5 characters)

Default Settlement Currency

GBP

Only input currency code is supported by Barclaycard.

If you leave blank this field, the payment will use base currency of your store.

PSID is a UserID in barclay.

barclaycard TEST

Home | Support | Configuration | Advanced | Operations

Home | Support | Configuration | Advanced | Operations

Users management - quanghai95

Search by

User ID Contains Status: Active Profile: All profiles

SEARCH

Maximum allowed users: 10

User ID	Status	Profile	Scope	
	Active	Admin	Account	Edit Deactivate Change password
	Active	Admin	Account	Edit Deactivate Change password
quanghai95	Active	Admin	Account	Edit

1 - 3 of 3 items

NEW USER

Login Access

IP address

You may enter several IP addresses, separated by " "
Please make sure that your IP address belongs to the range that you define

SAVE

UserID: quanghai95 - quanghai95@gmail.com | Last login: 2017-12-21 09:04:20 - PSPID: quanghai95 | Profile: Admin | 2017-12-21 09:40:23 | [Print](#)

Login Barclay -> Configuration -> Users -> Click "New user"

In Create user form, after filling out your information, you need to click "Related FQA" and click "Create" button.

barclaycard TEST

Home | Support | Configuration | Advanced | Operations

Home | Support | Configuration | Advanced | Operations

User's detail

UserID

REFID quanghai95

User type PSPID

User's name

E-mail address

Timezone (GMT) Greenwich Mean Time : Dublin, Edinburgh, Lisbon, London

☒ Automatically adjust to daylight saving changes

User created by quanghai95/quanghai95:PSPID

Profile Admin

Scope limited to user? ☐

Special user for API (no access to admin.) ☒ [Related FQA](#)

Access rights ☐ Fraud detection ☐ Technical information ☐ Payment methods

To confirm the modification, please enter your own password

CREATE BACK TO LIST

UserID: quanghai95 - quanghai95@gmail.com | Last login: 2017-12-21 09:04:20 - PSPID: quanghai95 | Profile: Admin | 2017-12-21 09:49:42 | [Print](#)

Hash algorithm

Hash algorithm need to same with Hash algorithm in Barclay

(Barclaycard ePDQ) Sha-out phrase can get in "Configuration->Technical information->Global security parameters"

barclaycard TEST

Home Support **Configuration** Advanced Operations

Your technical settings Global transaction parameters **Global security parameters** Payment Page Data and origin verification Transaction feedback Transaction e-mails Test info

Hashing method

This configuration affects all signature checks of which the pass phrases are configured under "Data and origin" and "Feedbacks".

Hash algorithm

☐ SHA-1

☐ SHA-256

☒ SHA-512

Character encoding

☒ Use the character encoding expected with the initial transaction request (depending on the URL called)

☐ ISO-8859-1

☐ UTF-8

SAVE

UserID: quanghien95 - quanghien95@gmail.com | Last login: 2017-12-21 09:04:20 - PSPID: quanghien95 | Profile: Admin | 2017-12-21 09:59:36 | [Print](#)

Configuration Save Config

Contact us: support@magenest.com

Required Settings

Barclaycard ePDQ Config

PSPID [website] quanghien95
(Barclaycard ePDQ) Your affiliation name in our system.

Hash algorithm [website]

SHA-512

SHA-1

SHA-256

SHA-512

Hash algorithm must be same coming with Barclaycard ePDQ Config.

Order prefix [website] demo
Enter some prefix character (max 5 characters)

Default Settlement Currency [store view] GBP
Only Input currency code is supported by Barclaycard.
If you leave blank this field, the payment will use base currency of your store.

ePDQ Hosted Payment Page integration (Recommend Integration)

Barclaycard config

You should fill out 3 URL in Barclay

- **Main URL**

Go to Configuration -> Technical Information -> Data and origin verification.

Fill main URL in "Checks for e-Commerce"

Configuration

Save Config

ePDQ Hosted Payment Page integration (Recommend Integration)

Process payments methods

Barclaycard config
(store view)

Please copy and paste these url to Barclaycard Configuration

Main Uri

<http://barclaycard.demo.izsync.com/>

Notification Uri

<http://barclaycard.demo.izsync.com/barclaycard/checkout/response>

Notification Error Uri

<http://barclaycard.demo.izsync.com/barclaycard/checkout/responseNok>

Enabled
(store view)

Yes

Enabled the module in checkout page

Title
(store view)

Barclaycard HPP method (Recommend Integration)

Payment method title displayed on Checkout page

Payment Action
(website)

Authorize and Capture (Sale)

SHA-in pass phrase
(website)

(Barclaycard ePDQ) Sha-in phrase can get in "Configuration->Technical Information->Data and origin verification"

SHA-out pass phrase
(website)

(Barclaycard ePDQ) Sha-out phrase can get in "Configuration->Technical Information->Transaction feedback"

Sandbox Mode Enabled
(website)

Yes

Test Sandbox Mode

New Order Status

-- Please Select --

- Notification URL and Notification error URL

Go to Configuration -> Technical Information -> Transaction feedback -> Go to "Direct HTTP server-to-server request" and fill URL in.

You can overwrite the default redirection URLs configured above by sending along redirection URLs in the transaction details.

☒ I would like to receive transaction feedback parameters on the redirection URLs.

☒ I would like Barclaycard to display a short text to the customer on the secure payment page if a redirection to my website is detected immediately after the payment process.

Direct HTTP server-to-server request

Timing of the request

☐ No request.

☒ Online

URL of the merchant's post-payment page

If the payment's status is "accepted", "on hold" or "uncertain".

<http://barclaycard.demo.izsync.com/barclaycard/checkout/response> **Notification URL**

If the payment's status is "cancelled by the client" or "too many rejections by the acquirer".

<http://barclaycard.demo.izsync.com/barclaycard/checkout/responseNok> **Notification Error URL**

Request method

☒ POST

☐ GET

Dynamic e-Commerce parameters

This exchange box allows you to select or deselect the parameters you wish to receive as feedback for a transaction and move them from one box to another. Please note that NCERROR, PAYID, ORDERID, STATUS are default parameters and selected as such and cannot be removed.

AAVADDRESS
AAVCHECK
AAVMAIL
AAVNAME
AAVPHONE
AAVZIP
ACCEPTANCE
AMOUNT
RIC

Alias gateway and Tokenization

Dynamic parameters

ALIAS ALIASID
ALIAS NCERROR
ALIAS NCERRORCARDNO
ALIAS NCERRORON
ALIAS NCERRORCVC
ALIAS NCERRORRED
ALIAS ORDERID
ALIAS STATUS
ALIAS STOREPERMANENTLY

- SHA-in pass phrase

Go to Configuration -> Technical Information -> Data and origin verification.

Fill password in "SHA-in pass phrase"

And back to configuration, fill that pass to "SHA-in pass phrase"

barclaycard TEST

Home Support Configuration Advanced Operations

Your technical settings Global transaction parameters Global security parameters Payment Page **Data and origin verification** Transaction feedback Transaction e-mails Test info

Checks for e-Commerce

URL of the merchant page containing the payment form that will call the page: orderstandard.asp
http://payments.demo.lysync.com:http://barclaycard.demo.lysync.com/

You may enter several URLs, separated by ";".

SHA-IN pass phrase

Checks for Barclaycard e-Terminal

When using these transaction submission modes, you have to log into the back office beforehand.

Checks for Barclaycard Direct Link

When using these transaction submission modes, login details have to be transmitted in the HTTP parameters.

IP address
118.70.109.213;216.70.112.199

You may enter several IP addresses, separated by ";".

SHA-IN pass phrase

Fill password in the SHA-in pass phrase

Configuration

Notification Url
http://barclaycard.demo.lysync.com/barclaycard/checkout/response

Notification Error Url
http://barclaycard.demo.lysync.com/barclaycard/checkout/responseNok

Enabled (store view) Yes
Enabled the module in checkout page

Title (store view) Barclaycard HPP method (Recommend integration)
Payment method title displayed on Checkout page

Payment Action (website) Authorize and Capture (Sale)

SHA-in pass phrase (website) *****
(Barclaycard ePDQ) Sha-in phrase can get in "Configuration->Technical information->Data and origin verification"

SHA-out pass phrase (website) *****
(Barclaycard ePDQ) Sha-out phrase can get in "Configuration->Technical information->Transaction feedback"

Sandbox Mode Enabled (website) Yes
Test Sandbox Mode

New Order Status (store view) -- Please Select --

Sort Order (store view) -1

Language Code (store view) en_US ☒ Use system value

Additional Configurations

Same with SHA-IN pass phrase in Barclay →

- **SHA-out pass phrase**
Go to Configuration->Technical information->Transaction feedback -> Find "Security for request parameters" and fill password in the SHA-OUT pass phrase

All transaction submission modes

Security for request parameters

SHA-OUT pass phrase

VISIBLE

Basic Authentication Credentials

Username

Password

VISIBLE

HTTP request for status changes

Timing of the request

☒ No request.

☐ Only at the time of the order authorisation request.

☐ For each offline status change (payment, cancellation, etc.).

URL on which the merchant wishes to receive a deferred HTTP request, should the status of a transaction change offline.

Fill password in the SHA-out pass phrase

Configuration

Save Config

Enabled Yes

Enabled the module in checkout page

Title Barclaycard HPP method (Recommend integration)

Payment method title displayed on Checkout page

Payment Action Authorize and Capture (Sale)

SHA-in pass phrase

SHA-out pass phrase

Same with SHA-OUT pass phrase in Barclay

Sandbox Mode Enabled Yes

Test Sandbox Mode

New Order Status Please Select

Sort Order 1

Language Code en_US

Use system value

Additional Configurations

ePDQ Direct Link

When done, please press Save Config, your configuration is ready to use.

Main Functions

* Easily Checkout Using Credit Card

At frontend, customer will need to choose an item and click on **Add to Cart** button.



Yoga Adventure

[Be the first to review this product](#)**\$75.00****IN STOCK**

SKU#: Yoga Adventure

The practices on this downloadable training video are recommended only for experienced to advanced students. Those with the fundamental skills needed won't want to miss the insight and advice from world-renowned trainer Erin Renny in these exclusive Luma guided yoga sessions. Complete body, arm balance and leg strength workouts engage, strengthen and increase mobility.

[Links](#)[Trailer #1](#)[sample](#)**\$75.00****Add to Cart**[ADD TO WISH LIST](#)[ADD TO COMPARE](#)[EMAIL](#)[Details](#)[Reviews](#)

Luma presents an innovative power vinyasa yoga class for intermediate and advanced practitioners. The video allows you to pace yourself, but more intense work yields longer rest. This class is great for more advanced students looking to learn proper alignment in their yoga practice.

- Includes a breakdown of 12 different postures.
- Chataranga Dandasana and prayer twist.
- Challenging posture (side crow).
- 55 minutes of movement.

[Privacy and Cookie Policy](#)[Search Terms](#)[Contact Us](#)[Advanced Search](#)

Enter your email address

SubscribeThen click **Barclaycard SmartPay HPP Method:**



Review & Payments

Payment

☐ Wepay direct payment

☐ Alipay Payment

☐ Credit Card (Payeezy)

☐ Credit Card(Paybox)


☒ BarclaycardSmartPay HPP Method

jonson alex
23 E 36th St, New York, NY 10016, USA
New York , New York 12345
United States
01986754321
[Edit](#)

[Continue with Barclaycard SmartPay](#)

☐ PSIGate Payment (Realtime HTML)


☐ Wepay Payment

[Apply Discount Code](#) 

Order Summary

Cart Subtotal \$75.00

Order Total \$75.00


1 Item in Cart 



Yoga Adventure

\$75.00

Qty: 1

[View Details](#) 

[Privacy and Cookie Policy](#)

[Search Terms](#)

[Contact Us](#)

[Advanced Search](#)



[Subscribe](#)

Copyright © 2016 Magento. All rights reserved.

After clicking Continue with Barclaycard SmartPay . Customer will be redirected to Adyen page.

Step 1: Please select your payment method

Total payment amount USD 75.00

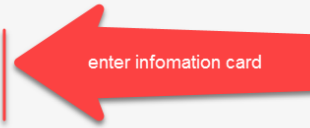


Credit Card

Card Number
Card Holder Name
Card Expiry Date
CVV



4111 1111 1111 1111
user
08 / 2018
7371 What is CVV?



pay

Next Step: Enter your Payment Details

previous

Customers enter valid information for their transaction and click Pay button. Barclay system will process and send inform to Magento page: **Payment is successful!**

welcome, jonson | jonson alex

LUMA

Search entire store here...

Sale Training Women

Payment success, Your order is: 000000189

Your order number is: **000000189**.

We'll email you an order confirmation with details and tracking info.


Continue Shopping

Privacy and Cookie Policy
Search Terms
Contact Us
Advanced Search

Enter your email address **Subscribe**

Copyright © 2016 Magento. All rights reserved.

To view Orders, users click Sales->Orders->View



DASHBOARD

\$

SALES

PRODUCTS

CUSTOMERS

MARKETING

CONTENT

REPORTS

STORES

SYSTEM

Sales

Operations

Orders

Invoices

Shipments

Credit Memos

Billing Agreements

Transactions

payments

9

Create New Order

Filters

Default View

Columns

Export

20

per page

1

of 9

	Purchase Date	Bill-to Name	Ship-to Name	Grand Total (Base)	Grand Total (Purchased)	Status	Action
Store View	Mar 21, 2017, 1:03:00 AM	jonson alex		\$75.00	\$75.00	Complete	View
Store View	Mar 20, 2017, 9:03:00 AM	jonson alex		\$75.00	\$75.00	Pending Payment	View
Store View	Mar 20, 2017, 9:03:00 AM	hien hien	hien hien	\$231.00	\$231.00	Processing	View
Store View	Mar 20, 2017, 8:03:00 AM	hien hien	hien hien	\$231.00	\$231.00	Processing	View

payments.demo.izysync.com/admin/sales/order/index/key/1cf723f7a76b832f576f0d0f88648e301f1e564c585fe6577bc9e9eacb8236f1/



DASHBOARD



SALES



PRODUCTS



CUSTOMERS



MARKETING



CONTENT



REPORTS



STORES



#000000189



payments ▾

[← Back](#)[Send Email](#)[Credit Memo](#)[Reorder](#)

ORDER VIEW

Information

[Invoices](#)[Credit Memos](#)[Comments History](#)[Transactions](#)

Order & Account Information

Order # 000000189 (The order confirmation email was sent)

Order Date Mar 21, 2017, 1:25:18 AM

Order Status Complete

Purchased From Main Website
Main Website Store
Default Store View

Placed from IP 118.70.109.213

Account Information

Customer Name [jonson alex](#)Email [jonsonalex@gmail.com](#)

Customer Group General

Address Information

Billing Address [Edit](#)jonson alex
23 E 36th St, New York, NY 10016, USA
New York , New York, 12345
United States
T: 01986754321

Payment & Shipping Method

Payment Information

BarclaycardSmartPay HPP Method

The order was placed using USD.

Items Ordered

Product	Item Status	Original Price	Price	Qty	Subtotal	Tax Amount	Tax Percent	Discount Amount	Row Total
Yoga Adventure	Invoiced	\$75.00	\$75.00	Ordered 1 Invoiced 1	\$75.00	\$0.00	0%	\$0.00	\$75.00
SKU: Yoga Adventure									
Links:									
Trailer #1 (0 / 2)									

Order Total

Notes for this Order

Status

Complete ▾

Comment

☐ Notify Customer by Email☐ Visible on Storefront[Submit Comment](#)

Order Totals

Subtotal	\$75.00
Grand Total	\$75.00
Total Paid	\$75.00
Total Refunded	\$0.00
Total Due	\$0.00

The screenshot shows the Magento 2.1.0 Admin interface. In the top left, the 'SALES' menu item is highlighted. The top right shows the order number #000000189. The 'ORDER VIEW' section on the left has 'Invoices' highlighted. The main table displays one record with the following details:

	Invoice	Invoice Date	Order #	Order Date	Bill-to Name	Status	Amount	Action
<input type="checkbox"/>	000000066	Mar 21, 2017 1:26:45 AM	000000189	Mar 21, 2017 1:25:18 AM	jonson alex	Paid	\$75.00	View

At the bottom, the footer shows 'Copyright © 2017 Magento Commerce Inc. All rights reserved.' and 'Magento ver. 2.1.0' with a 'Report Bugs' link.

If you want to refund, you should do below step:

In Order View, click **Invoices-> View**

Appearing Invoice detail, you choose **Credit Memo**

Then click **Refund button**. Refund successfully!

To see information about Refunded product, Click **Sales->Credit Memos->View**

NOTE:

All of the payment's process operate in Barclay's payment site, not in Magento.

Update

- When a new update is available, we will provide you with a new package containing our updated extension.
- You will have to delete the module directory and repeat the installing steps above.
- Flush the config cache. Your store and newly installed module should be working as expected.

Support

- We will reply to support requests after **2 business days**.
- We will offer **lifetime free update and 6 months free support for all of our paid products**. Support includes answering questions related to our products, bug/error fixing to make sure our products fit well in your site exactly like our demo.
- Support **DOES NOT** include other series such as customizing our products, installation and uninstallation service.

Once again, thank you for purchasing our extension. If you have any questions relating to this extension, please do not hesitate to contact us for support.