

Alpha Fintech User Guide for Magento

Thank you for purchasing our extension. If you have any questions that are beyond the scope of this document, do not hesitate to leave us an email via our email address below.

Created: 17/11/2017 | By: Magenest

- [Introduction](#)
 - [Features For Admins](#)
 - [Features For Customers](#)
 - [System Requirements](#)
- [Configuration](#)
 - [Set up Alpha account.](#)
 - [Set Configuration](#)
- [Main Functions](#)
- [Update](#)
- [Support](#)

Introduction

Alpha Fintech Payment extension for Magento by Magenest is a graceful payment gateway which provides merchants and banks with a single integration to multiple payment products, fraud products and value added eCommerce services such as sales tax management.

This could be considered a technology solution although we like to consider it as something that reduces complexity in the payments world. APC does provide its own payment gateway service so we also act as a Payment Provider supporting merchants with traditional card processing and some alternative payment methods. You should install it now to use the best features like.

Extension's page: *Alpha Fintech Payment Gateway.*



Features For Admins

- A lot of features is included in the extension that you can tweak to make it best suit your business, including:
 - Support credit card payment and direct debit in USA, Australia and New Zealand.
 - Enter API username and password
 - Allowed credit card types.
 - Support Authorize and Capture method only.
 - View order status transaction.
 - Allowed country.
 - Order total threshold.
 - Enable CVC verification.

Features For Customers

- The primary aim of the extension is to deliver the most fluent and effortless payment experience to the customers:
 - Easily checkout using credit card.
 - Easy access to online transaction reporting

System Requirements

Your store should be running on Magento Community Edition version 1.9.x.

Configuration

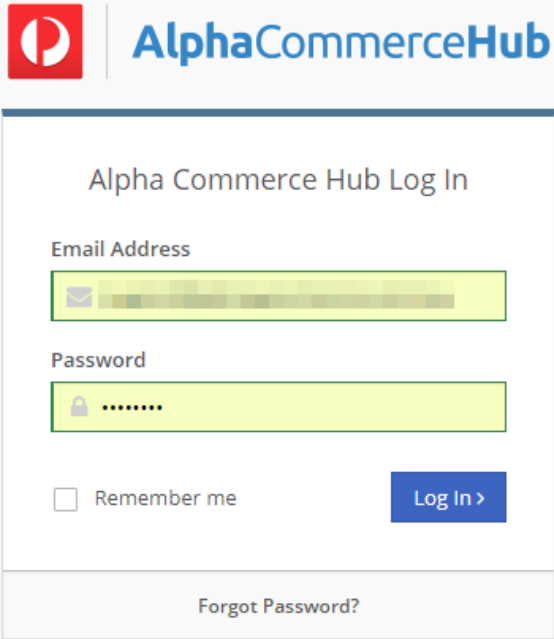
[Set up Alpha account.](#)

Firstly, you need to have an Alpha account to use our extension. If you don't have any Alpha accounts, you can Create an account by clicking on the following sandbox test links: and choose **Sign up**.

Next, you enter some personal information which helps **Alpha Payments** can identify you and set up your online login details included: username and password..... The system will also request you to enter an email address to receive direct notification but don't log in regularly.

Then, you confirm your account by agreeing **Alpha** online Terms& Conditions and click on **Sign up** button.

You log in by registered account:



The image shows a screenshot of the Alpha Commerce Hub Log In page. At the top, there is a logo consisting of a red square with a white 'P' inside, followed by the text 'AlphaCommerceHub' in blue. Below the logo is a white box with a blue border containing the login form. The form has the title 'Alpha Commerce Hub Log In' in grey. It contains two input fields: 'Email Address' with a yellow background and a green border, and 'Password' with a yellow background and a green border. Below the password field is a checkbox labeled 'Remember me' and a blue button labeled 'Log In >'. At the bottom of the form is a link labeled 'Forgot Password?'. Below the form is a footer with the text '© 2017 Alpha Commerce Hub - Version 16.3.148 [uat-us] - All Rights Reserved. Terms & Conditions'.

Set Configuration

At the backend, admin needs to configure some fields to connect between your magento site and the Alpha Commerce Hub account.

For Hosted Payment:

Systems > Configuration > Sales > Payment Methods > Alpha Payments

Alpha Payments		
Enabled	<div>Yes</div>	[GLOBAL]
Title	<div>Alpha Payments</div>	[GLOBAL]
Mode	<div>Test</div>	[GLOBAL]
User ID	<div>*****</div>	[GLOBAL]
Merchant ID	<div>SYDECOM001</div>	[GLOBAL]
Url	<div>https://hubuat.alphacommercehub.com.au</div>	[GLOBAL]
API Endpoint	<div>https://hubapiuat.alphacommercehub.com.au</div>	[GLOBAL]
API Key	<div>9721c7ac-2073-4975-9033-7dc7c4ac656a</div>	[GLOBAL]
Payment Action	<div>Authorize Only</div>	[GLOBAL]
Accepted Currency	<div>Australian Dollar</div>	[GLOBAL]
Method	<div><div>Credit Card</div><div>Pay Pal</div><div>Poli</div></div>	[GLOBAL]
3D Secure	<div>Yes</div>	[GLOBAL]
Sort Order	<div></div>	[GLOBAL]

For Direct Payment:

Systems > Configuration > Sales > Payment Methods > Alpha Payments Direct

Alpha Payments Direct		
Enabled	<input type="text" value="Yes"/>	[GLOBAL]
Title	<input type="text" value="Alpha Payments Direct"/>	[GLOBAL]
Mode	<input type="text" value="Test"/>	[GLOBAL]
User ID	<input type="text" value="....."/>	[GLOBAL]
Merchant ID	<input type="text" value="SYDECOM001"/>	[GLOBAL]
API Endpoint	<input type="text" value="https://hubapiuat.alphacommercehub.com.au"/>	[GLOBAL]
Pay By Token	<input type="text" value="Yes"/>	[GLOBAL]
Payment Action	<input type="text" value="Authorize Only"/>	[GLOBAL]
Accepted Currency	<input type="text" value="Australian Dollar"/>	[GLOBAL]
Sort Order	<input type="text"/>	[GLOBAL]

Note:

- In **API key**: Admin will have to sign in the Alpha Commerce Hub sandbox, go to **Administrator** section, click on **Pay Pages** for the API key.
- In **Accepted Currency**: Only allowed **AUD, USD**.
- In **Method**: there are three payment methods for customer to choose: **Credit Card, Pay Pal, Poli**.


Then, click on **Save** button.

Main Functions

- **Easily Checkout**

At the front-end, customer will need to Add product to Cart and proceed to checkout:

SHOPPING CART

PRODUCT	PRICE	QTY	SUBTOTAL
 <div> BAGS <small>SKU: bags</small> </div>	A\$100.00	<input type="text" value="2"/> <div> Edit Move to wishlist </div>	A\$200.00

[EMPTY CART](#)
[UPDATE SHOPPING CART](#)
 -OR-
 [CONTINUE SHOPPING](#)

DISCOUNT CODES

[APPLY](#)

ESTIMATE SHIPPING AND TAX

COUNTRY *

United States

STATE/PROVINCE *

New York

ZIP *

[ESTIMATE](#)

Flat Rate

☒ Fixed - A\$10.00

[UPDATE TOTAL](#)

SUBTOTAL	A\$200.00
SHIPPING & HANDLING (FLAT RATE - FIXED)	A\$10.00
GRAND TOTAL	A\$210.00

[PROCEED TO CHECKOUT](#)

[Checkout with Multiple Addresses](#)

After customer choose Payment method as **Alpha Payments/Alpha Payments Direct**:

CHECKOUT

1 BILLING INFORMATION

2 SHIPPING INFORMATION

3 SHIPPING METHOD

4 PAYMENT INFORMATION

☒ Alpha Payments

☐ Alpha Payments Direct

[CONTINUE](#)
[« Back](#)

5 ORDER REVIEW

YOUR CHECKOUT PROGRESS

BILLING ADDRESS | [CHANGE](#)
 Daniel Vu
 113 Wall Street
 New York, New York, 10001
 United States
 T: 12345

SHIPPING ADDRESS | [CHANGE](#)
 Daniel Vu
 113 Wall Street
 New York, New York, 10001
 United States
 T: 12345

SHIPPING METHOD | [CHANGE](#)
 Flat Rate - Fixed A\$10.00

PAYMENT METHOD

1. For **Alpha Payments Direct Method**:
 - a. Checkout with a **new Credit Card**:

4 PAYMENT INFORMATION

☐ Alpha Payments

☒ Alpha Payments Direct

☐ Use Existed Card

☒ Use New Card

If you select Create Token. After click Continue, you need checkout again. Thanks

Name on Card *

* Required Fields

Credit Card Type *

Credit Card Number *

Expiration Date *

Card Verification Number *

 [What is this?](#)

☐ Save Card

CONTINUE

[« Back](#)

5 ORDER REVIEW

b. Checkout with a **Existed Credit Card**:

4 PAYMENT INFORMATION

☐ Alpha Payments

☒ Alpha Payments Direct

☒ Use Existed Card

DINERS CLUB INTERNATIONAL - BIN:360000

☐ Use New Card

CONTINUE


[« Back](#)

5 ORDER REVIEW

2. For **Alpha Payments Method**:

On Payment Information, customer select Alpha can checkout by three method based on the configuration in the backend.

- **For Credit Card method:**







Order ID:

APT1000000951533537896


Amount:

\$210.00 AUD


☒ Credit Card



☐ PayPal



☐ Poli




Card Information

Name on Card

Card Number

Expiration Date

Security Code



- **For PayPal method:** You will be redirected to PayPal website to complete the payment



Order ID: APT1000000951533537896

Amount: \$210.00 AUD

☐ Credit Card



☒ PayPal

☐ Poli

Transaction will complete using PayPal.

Cancel

Submit

- **For Poli method:** You will be redirected to PoLi website to complete the payment



Order ID: APT1000000951533537896
Amount: \$210.00 AUD

☐ Credit Card



☐ PayPal



☒ Poli



Transaction will complete using Poli.

Cancel

Submit

Success page for 3 method above:



Thank you

Your payment has been successful

Merchant	Sydney eCommerce
Amount	\$210.00
Reference	0000008715
Date	08/06/2018 1:52 PM
Payment Method	Credit Card
Card Type	VISA
Card Number	*****4242

[Return To Merchant](#)

[View Order Info:](#)

MY ACCOUNT

ACCOUNT DASHBOARD

ACCOUNT INFORMATION

ADDRESS BOOK

MY ORDERS

BILLING AGREEMENTS

RECURRING PROFILES

MY PRODUCT REVIEWS

MY TAGS

MY WISHLIST

MY APPLICATIONS

NEWSLETTER SUBSCRIPTIONS

MY DOWNLOADABLE PRODUCTS

ORDER #100000095 - PROCESSING

Reorder | Print Order

About This Order: **Order Information**

ORDER DATE: AUGUST 5, 2018

SHIPPING ADDRESS:

daniel vu
hanoi
hanoi, Virgin Islands, 12345
United States
T: 1

SHIPPING METHOD:

Flat Rate - Fixed

BILLING ADDRESS:

daniel vu
hanoi
hanoi, Virgin Islands, 12345
United States
T: 1

PAYMENT METHOD:

ALPHA PAYMENTS
Credit Card Type VISA
Credit Card Number XXXX-424242

MY ORDERS

Last Ordered Items

☐ BAGS

View All

ADD TO CART

ITEMS ORDERED

PRODUCT	SKU	PRICE	QTY	SUBTOTAL
BAGS	bags	A\$100.00	Ordered: 2	A\$200.00
Subtotal				A\$200.00
Shipping & Handling				A\$10.00
Grand Total				A\$210.00

Access to online transaction reporting:

By clicking Transactions, customer can find history according to Payment action: Capture, Cancel, Refund or Customize Search.

AlphaCommerceHub

Jason Robertson

Monday, 4-Dec-2017 9:19 AM

DASHBOARD

PRODUCT LIBRARY

VIRTUAL TERMINAL

REPORTS

DESKTOP

TRANSACTIONS

Search

Capture

Cancel

Refund

BILLING

SUPPORT

ADMINISTRATION

Dashboard > Search - Transactions

Search - Transactions

Basic

04/12/2017 - 04/12/2017

M-Txn-ID

Transaction Type

Response Code

Currency

Amount From

To

Email

Payment Method

Advanced

Split By

Payment Method

Show FX

Select Columns

Date	Txn-ID	Provider Transaction Number	Transaction Type	Product	Response Code	Amount	Currency	Account Holder	BIN	Is Installment	Card BIN Pay Points
04/12/2017 9:03 AM	APC100000044		OnlinePayment	PayPal	1000	\$105.00	AUD				
04/12/2017 9:08 AM	APC100000045		OnlinePayment	Poli	1000	\$105.00	AUD				

Showing 1 to 2 of 2 entries

Previous 1 Next

Update

- When a new update is available, we will provide you with a new package containing our updated extension.
- You will have to delete the module directory and repeat the installing steps above.

- Flush the config cache. Your store and newly installed module should be working as expected.

Support

- We will reply to support requests after **2 business days**.
- We will offer **lifetime free update and 6 months free support for all of our paid products**. Support includes answering questions related to our products, bug/error fixing to make sure our products fit well in your site exactly like our demo.
- Support **DOES NOT** include other series such as customizing our products, installation and uninstallation service.

Once again, thank you for purchasing our extension. If you have any questions relating to this extension, please do not hesitate to contact us for support.

Magenest