

2. Adyen Payment Gateway User Guide

Thank you for purchasing our extension. If you have any questions that are beyond the scope of this document, do not hesitate to leave us an email via our email address below.

Created: 08/02/2017 | By: Magenest | Support Portal: <http://servicedesk.izysync.com/servicedesk/customer/portal/77>

- [Introduction](#)
 - [Hightlight Features](#)
 - [System Requirements](#)
- [Configuration](#)
 - [Set up from Adyen home page](#)
 - [Set up The Integration On Magento 2](#)
- [Main Functions](#)
 - [* Easily Checkout Using Credit Card](#)
- [Update](#)
- [Support](#)

Introduction

Highlight Features

- A lot of features is included in the extension that you can tweak to make it best suit your business, including:
 - Choose between Authorize Only or Authorize and Capture.
 - New order status.
 - Email customer.
 - Allowed credit card types.
 - Enable CVC verification.
 - Allowed country.
 - Order total threshold.
- Easily manage orders
- Easily capture, cancel and refund payments.

System Requirements

Your store should be running on Magento 2 Community Edition version 2.1.x.



Configuration

[Set up from Adyen home page](#)

When having Adyen account, users will login on website page: <https://ca-test.adyen.com/ca/ca/login.shtml>

TEST

Multi-currency reporting

For point-of-sale merchants, we have introduced a new tool to switch between different currencies. You will find this, as well as a new summary for terminal types and versions, on the POS landing page.

Invalid Login

Account

Magento2 (change)

User Name

admin

Password

.....

☒ Remember my account

[Forgot your password?](#)

Submit

When Adyen home page appears, users choose **Skins->List->Skin Code**:

Magento2 >

TEST

<

Skins for the Payment Pages

Home

Payments

Accounts

Reports

Disputes

Skins

Settings

RevenueProtect

Point of sale

RevenueAccelerate

Support

List

New

Edit

Upload

Publish

Test HMAC

Test

Skins for the payment pages

| Skin Code | Name | Valid accounts | Upload | Download | Remove |
|-----------|----------------|----------------|--------|----------|--------|
| Twm9w6uC | demo | Magento2COM | | | |
| SdjH7Kil | magento 2 skin | Magento2COM | | | |
| 7Fr9qgM | magento4 | Magento2COM | | | |
| 0nj01d1A | test 2 | Magento2COM | | | |
| 0U2RhHxg | test adyen | Magento2COM | | | |
| DU6H5v0x | test smart 2 | Magento2COM | | | |

Create a new skin

Create new A/B testing configuration

In **Test& Live configuration** item, you click **Generate new HMAC Key** depending on platform you choose **Test platform** or **Live platform**. This **HMAC Keys** provides integrators and developers the means to synchronize between Adyen home page and the Magento system.

adyen | Magento2 | Edit skin configuration

TEST | < | Edit | Upload | Publish | Test HMAC | Test

Home | Payments | Accounts | Reports | Disputes | **Skins** | Settings | RevenueProtect | Point of sale | RevenueAccelerate | Support

Skin details

| | |
|-------------|------------|
| Skin Code | 0U2RHHXg |
| Version | 1 |
| Description | test adyen |
| Belongs To | Magento2 |

Test & Live configuration

| | Test platform | Live platform |
|------------------|--|---------------------------------------|
| HMAC Keys | F0D58BE6088D89EF337FFC1EE Generate new HMAC Key | Generate new HMAC Key |
| Result URLs | | |
| Continue-to URLs | | |

Skin Options

Valid Accounts

After you press **Settings** and choose **Users**. Users need information about webservice: Username, Password to config in backend of Magento.

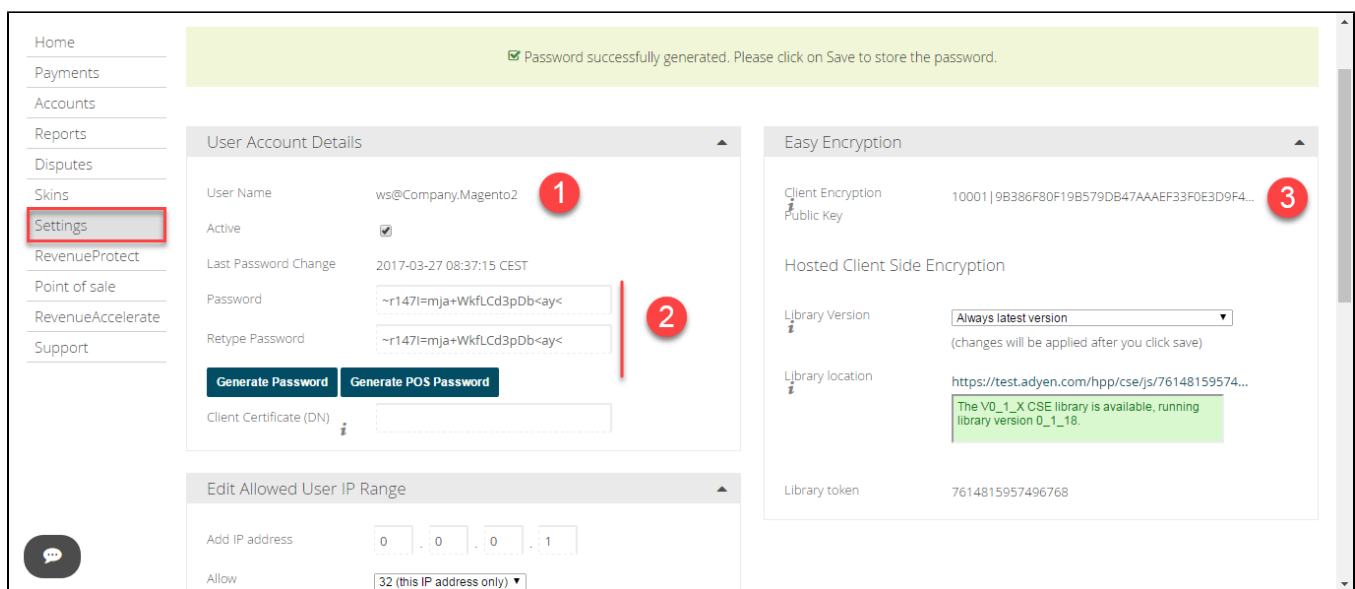
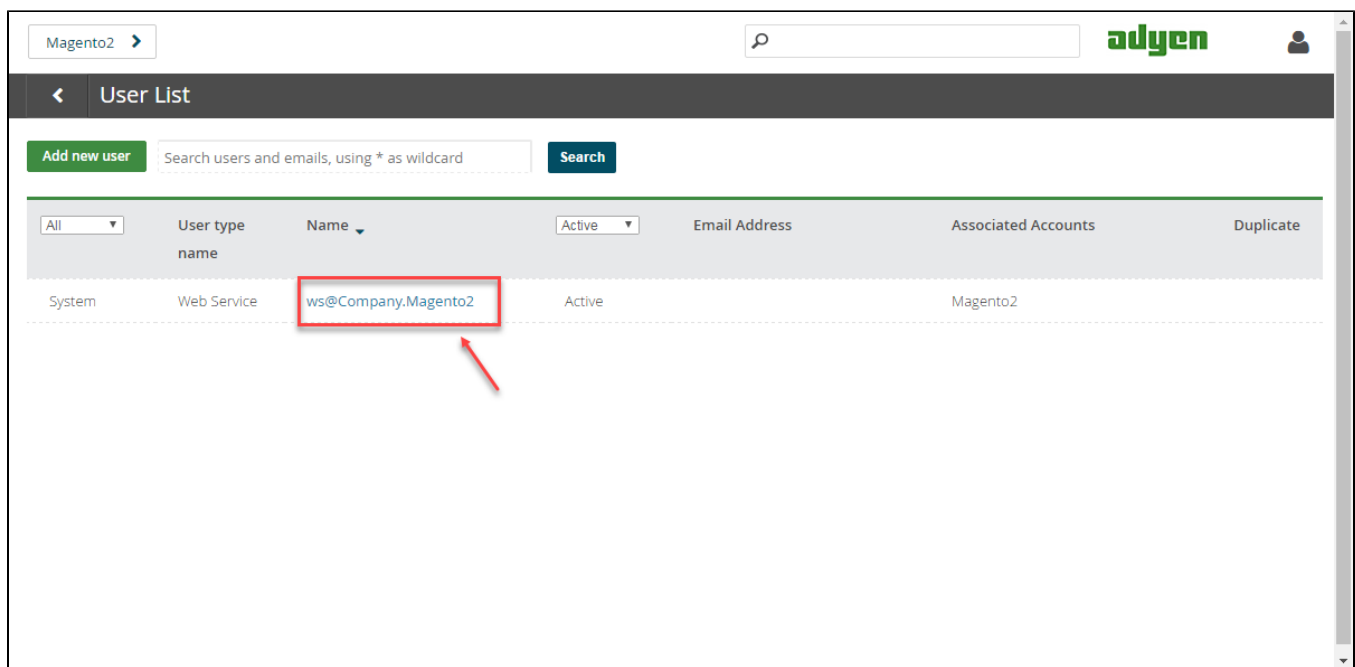
adyen | Magento2 | What would you like to configure?

TEST | < | What would you like to configure?

Home | Payments | Accounts | Reports | Disputes | Skins | **Settings** | RevenueProtect | Point of sale | RevenueAccelerate | Support

Users | My User | Audit Trail | Fraud Control | Company Settings

Server Communication | Payment Methods | System Messages | Close Company



Our example runs in Test platform, Live platform does the same.

Set up The Integration On Magento 2

First of all, go to **Backend of Magento 2 stores-> Configuration->Sales->Payment Methods**

Second, fill information about **Webservice Username**, **Webservice Password**, **HMAC Key**, **CSE Public Key** that given from Adyen to config in Magento like below picture:

Configuration



payments ▾

Store View: Default Config ▾ ?

The merchant account identifier you want to process the (transaction) request with. Find this at the top of the screen in the Adyen Customer Area, where you will see [YourCompanyAccount] > [YourMerchantAccount] . Please note that the merchant account is different from the company account; a company account can have one or more merchant accounts.

Save Config

GENERAL ▾

CATALOG ▾

CUSTOMERS ▾

SALES ▴

Sales

Sales Emails

PDF Print-outs

Tax

Checkout

Shipping Settings

Multishipping Settings

Shipping Methods

Google API

Payment Methods

SERVICES ▾

ADVANCED ▾

Adyen Payment Solutions

⌵ Required Settings

Merchant Account
[website]

Magento2COM

[Click here for explanation.](#)Test/Production Mode
[store view]

Test Mode

Test Mode

Production Mode

Webservice username for Test
[website]

ws@Company.Magento2

Webservice Password for Test
[website]

Webservice username for Live
[website]Webservice Password for Live
[website]Capture Delay
[website]

immediate

immediate

manual

Order status: order creation
[website]

Pending

-- Please Select --

Pending

Order status: payment authorisation
[website]

Pending

-- Please Select --

Pending

Processing

Order status: payment confirmed
[website]

Processing

-- Please Select --

Processing

Order status: order cancellation
[website]

Canceled

-- Please Select --

Canceled

Enable debug logging
[website]

Yes

Yes

No

⌵ CreditCard API integration

Process creditcard payments inside your checkout.

Enabled
[store view]

Yes

Yes

No

Title
[store view]

Adyen CreditCard

Sort Order
[website]

2

Credit Card Types
[website]

American Express

Visa

MasterCard

Discover

JCB

Maestro International

Other

Enter CSE Public Key of Test Adyen Web

9B386F80F19B579DB47AAAF33F0E3D9F4D50E

Service User
[store view]

5FA45096E9EB23481679661BA6ADFE9E4294E73561DA8294C40C9CAD97E5C27DFD01678CE037EB5338CF0A73DB36EEE76F8E50E4A5352AD46B9B0431593A50545DC6A8D7DFA52BAFFC7A2F41F735AA88A9BE592B0C76C8EB7243C6B91CF

Enter CSE Public Key of Live Adyen Web
Service User
[store view]

Payment from Applicable Countries
[website]

All Allowed Countries

All Allowed Countries

Specific Countries

Payment from Specific Countries
[website]

Afghanistan

Åland Islands

Albania

Algeria

American Samoa

Andorra

Angola

Anguilla

Antarctica

Antigua and Barbuda

Hosted Payment Page (HPP) integration

Process alternative payments methods

Enabled
[store view]

Yes

Yes

No

Title
[store view]

Adyen HPP

Sort Order
[website]

3

Skin Code
[store view]

0U2RhHxg

?

HMAC Key for Test
[store view]

?

HMAC Key for Live
[store view]

?

Days to Delivery
[store view]

5

?

Payment Flow Selection
[store view]

Single Page Payment Routine

Single Page Payment Routine

Multi-page Payment Routine

?

Language locale (optional)
[store view]

?

Note: The question mark is next to every category to guide for that category.

Capture Delay: + immediate: Set to immediate if you want to generate invoice immediately.



+ manual: Set to manual if you want to perform the capture of funds manually later

Main Functions

* Easily Checkout Using Credit Card


At frontend, customer will need to choose an item and click on **Add to Cart** button.

Welcome, tyler! tyler william ▾ Default Store View ▾

Sale Training Women

Home > Yoga Adventure



YOGA Adventure

Pover vinyasa yoga for intermediate and advanced practitioners

Intermediate to Advanced

INCLUDES A BREAKDOWN OF 12 DIFFERENT POSTURES.

Yoga Adventure

Be the first to review this product

\$75.00

IN STOCK

SKU#: Yoga Adventure

The practices on this downloadable training video are recommended only for experienced to advanced students. Those with the fundamental skills needed won't want to miss the insight and advice from world-renowned trainer Erin Renny in these exclusive Luma guided yoga sessions. Complete body, arm balance and leg strength workouts engage, strengthen and increase mobility.

Links

Trailer #1 [sample](#)

\$75.00

Add to Cart

♥ ADD TO WISH LIST .||. ADD TO COMPARE ✉ EMAIL

Then, go to **checkout** and select **Adyen Credit Card Payments** instead of **Check/Money Order**

Welcome, tyler! tyler william ▾ Default Store View ▾

Review & Payments

Payment

Adyen CreditCard

tyler william
48-64 Walworth St, Brooklyn, NY 11205, USA
New York , New York 12345
United States
08764323658
Edit

Credit Card Type *

VISA

MasterCard

DISCOVER

Credit Card Number *
4111111111111111

Credit Card Owner *
tyler

Expiration Date *
08 - August ▾ 2027 ▾

Card Verification Number *
123 ?

☒ Remember these details

Order Summary

Cart Subtotal

\$75.00

Order Total

\$75.00

1 Item in Cart

^

YOGA

Yoga Adventure

Qty: 1

View Details ▾

\$75.00

Place Order

Apply Discount Code ▾

Privacy and Cookie Policy
Search Terms
Contact Us
Advanced Search

Enter your email address

Subscribe

Copyright © 2016 Magento. All rights reserved.

If you want to refund, you should do below step:

In Order View, click **Invoices-> View**

Appearing Invoice detail, you choose **Credit Memo**

Then click **Refund button**. Refund successfully!

To see information about Refunded product, Click **Sales->Credit Memos->View**

NOTE:

All of the payment's process operate in Adyen's payment site, not in Magento.

Update

- When a new update is available, we will provide you with a new package containing our updated extension.
 - You will have to delete the module directory and repeat the installing steps above.
 - Flush the config cache. Your store and newly installed module should be working as expected.
-

Support

- We will reply to support requests after **2 business days**.
 - We will offer **lifetime free update and 6 months free support for all of our paid products**. Support includes answering questions related to our products, bug/error fixing to make sure our products fit well in your site exactly like our demo.
 - Support **DOES NOT** include other series such as customizing our products, installation and uninstallation service.
-

Once again, thank you for purchasing our extension. If you have any questions relating to this extension, please do not hesitate to contact us for support.