

2. Payeezy Payment Gateway User Guide

Thank you for purchasing our extension. If you have any questions that are beyond the scope of this document, do not hesitate to leave us an email via our email address below.

By: Magenest | Support Portal: <http://servicedesk.izysync.com/servicedesk/customer/portal/69>

- 1 [Introduction](#)
 - 1.1 [Highlight Features](#)
 - 1.1.1 [For Admin](#)
 - 1.1.2 [For Customer](#)
 - 1.2 [System Requirements](#)
 - 2 [Create a Payeezy account](#)
 - 3 [Configuration](#)
 - 4 [Switching to Payment.JS](#)
 - 5 [Storefront Payment Action](#)
 - 5.1 [Payeezy Payment Form](#)
 - 5.2 [Order Management](#)
 - 6 [Update](#)
 - 7 [Support](#)
-

Introduction

Payeezy Payment extension for Magento 2 by Magenest is a smart extension that helps customers to make payments online without wasting time. Customers can pay directly in the Magento shop with any card, in their native currencies.



Highlight Features

For Admin

- Support direct refund.
- Support partial invoice and refund.
- Select between Authorize Only and Authorize and Capture payment mode
- Manage all Payeezy transactions easily (both in Magento & Payeezy First Data).
- AVS/CVV verification.
- Capture, cancel, and refund payments easily.

For Customer

- Allow customers to checkout using credit card
- Support Save-card function for logged in customers
- Customers can manage Paya saved credit cards in My account

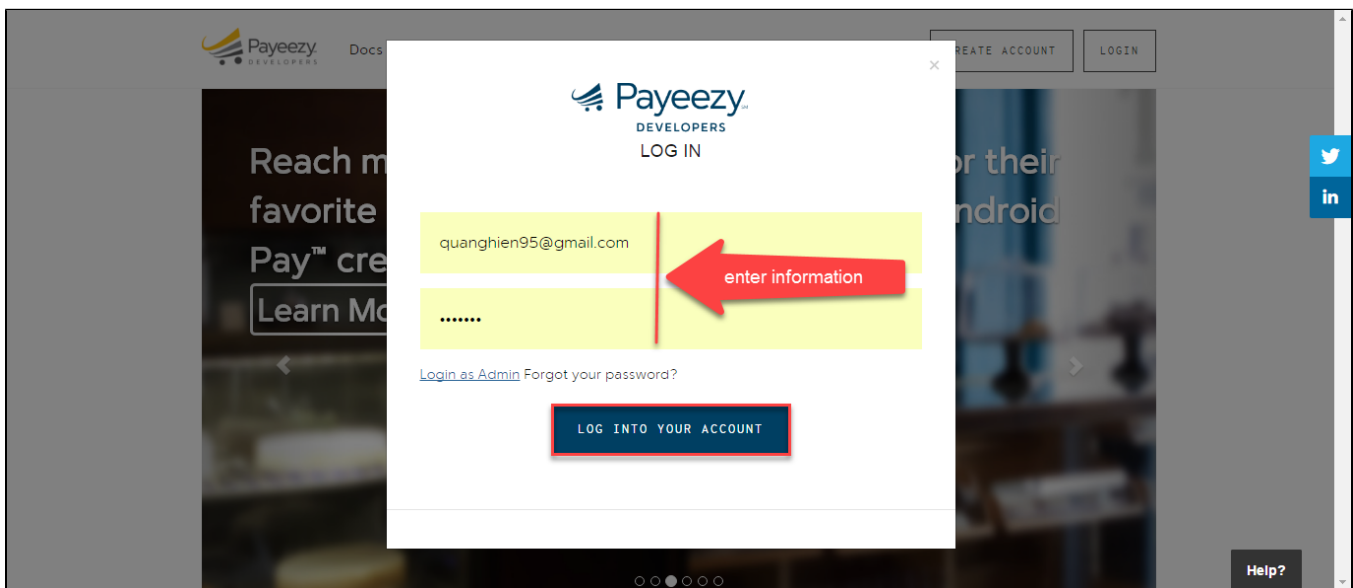
System Requirements

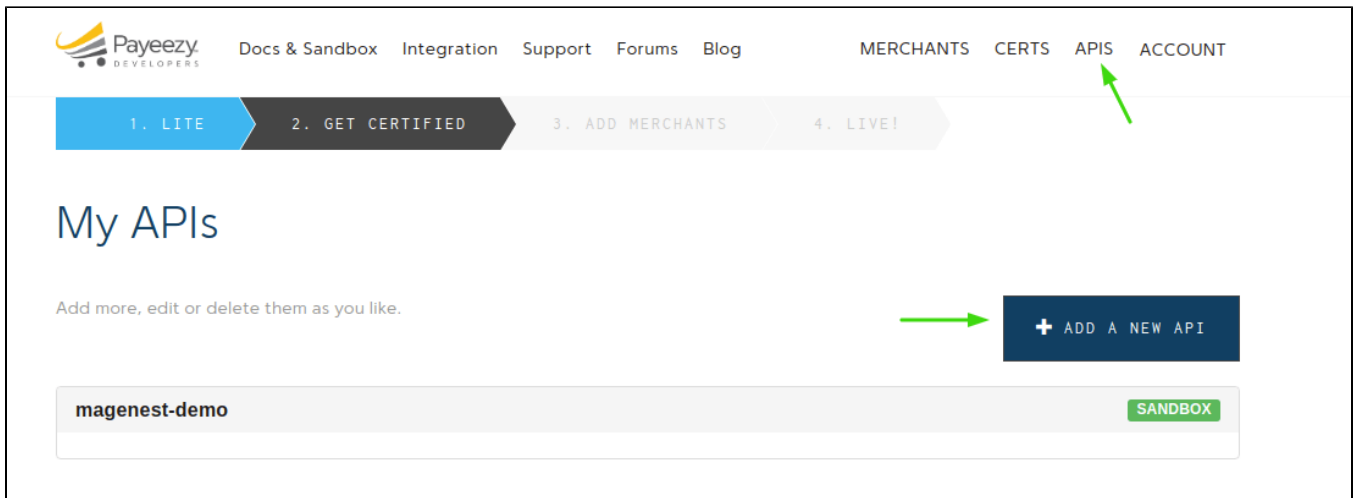
Your store should be running on **Magento 2 version 2.2.x, 2.3.x or 2.4.x.**

Create a Payeezy account

+ To create a Payeezy Account, please follow our instructions below:

1. [Log into your Payeezy account](#), click on **APIs** > select **Add a New API**.





2. Enter a name for your application > select your environment > Select “Live” and “PaymentJS-PROD” to process live payments through Payment JS.

3. Once your application is created, copy your **API Key**, **API Secret**, and **Payment.JS Secret**. Save these in the plugin's **Connection Settings**.

1. LITE

2. GET CERTIFIED

3. ADD MERCHANTS

4. LIVE!

My APIs

Add more, edit or delete them as you like.

[+ ADD A NEW API](#)[magenest-demo](#)

SANDBOX

KEYS


PRODUCTS

DELETE "MAGENEST-DEMO"

EDIT "MAGENEST-DEMO"

ANALYTICS

magenest-demo's Keys

API Key	 1
API Secret	 2
Payment.JS Secret	 3
Reporting Token	1ef42a3398e16325

4. Now go to **Merchants** and select the **Live** tab to get your account-specific live credentials. If you want the test credentials, select the **Sandbox** tab. Copy your **Merchant Token**.

Payeezy DEVELOPERS

Docs & Sandbox Integration Support Forums Blog

MERCHANTS CERTS APIS ACCOUNT

1. LITE 2. GET CERTIFIED 3. ADD MERCHANTS 4. LIVE!

Merchants

SANDBOX LIVE

3 - copy

What's this ?

Merchant ID ▲	Merchant Name	Token	JS Security Key	View Details	Status
3176752955	Acme Sock	fdoa-[redacted]	js-[redacted]	View Details	Approved

+ Next, you'll need a **Transarmor Token**. Please follow these steps:

1. [Log into your First Data account](#)

Payeezy Gateway Demo

Payeezy First Data Powered

EN | ES

Please enter your login information

Successfully logged out.

Login

Password

Login Forgot Your Password?

Payeezy

Help About Us Privacy Policy

© 2020 First Data Corporation. All rights reserved. All trademarks, service marks, and trade names referenced in this material are the property of their respective owners. - Version 20200702.1
Application should only be accessed by authorized users. Failure to comply may result in termination of service.

2. On the home page, click on **AdministrationTerminals**

Payeezy Gateway Demo

What's new · Welcome, magenes492 · Magenest DEMO0214 (My account) | Sign out

Home POS Transactions Reports Recurring Payment Page **Administration**

Users **Terminals** Fraud Filters Address

Terminal Selection (Terminal Types)

Search [Reset](#)

Merchant	Terminal	Status	Status Changed	Currency	Virtual Terminal	Gateway
Terminal: Magenest DEMO0214 TERM RETAIL						

Details Restrictions AVS Filters CVV2 Filters Velocity Controls PayPal 3-D Secure API Access

Account: Magenest DEMO0214

Description: Magenest DEMO0214 TERM RETAIL

Currency: USD

Payment Types:

Terminal Code: 01

Gateway ID: MD9868-10

DivisionID: 318248881

MID: 9849463837

Transarmor Token: **NOIW** ← Your Transarmor Token

Time Zone: Eastern Daylight Saving Time / EDT - 705

Cut-Off Time: After Midnight on the Reporting Day

00 : 00 (24 Hour Clock)

Configuration

✚ In order to configure the Payeezy Payment, on the Admin sidebar, go to **Configuration>Sales>Payment Methods**

Configuration

Payeezy

[Save Config](#)

Address Validation

YOTPO

DOTDIGITAL

SERVICES

ADVANCED

Enabled (website): Yes

Title (store view): Credit Card (Payeezy)

Sandbox Mode (website): Yes

Api Key (website):

Api Secret (website):

Merchant Token (website):

Payment.JS Secret (website):

Transarmor Token (store view): NOIW

Save Customer CreditCard (website): Yes

Saving customer card on Payeezy so that they don't need to enter card details again

Payment Action (website): Authorize Only (Authorisation)

Payment from Applicable Countries (website): All Allowed Countries

Payment from Specific Countries (website): Afghanistan, Aland Islands, Albania, Algeria, American Samoa, Andorra, Angola, Anguilla, Antarctica, Antigua & Barbuda

- **Enable:** Select **Yes** to enable this payment gateway on your store.
- **Title:** Enter the name of the payment method that customers will see at the checkout.
- **Sandbox Mode:** Select **Yes** to switch to sandbox mode.
- **API Key** – This is the API Key for the currently selected environment. The API Key is not the same as your login name. [Get the API Key here](#)
- **API Secret:** This is the API Secret for the currently selected environment. The API Secret is not the same as your account password. [Get the API Secret here](#)
- **Merchant Token** – This is the Merchant Token used for the enhanced security in your merchant. [Get the Merchant Token here](#)
- **Payment.JS Secret** – This is the Payment.JS Secret used to authenticate the Payment.JS script. [Get the Payment.JS Secret here](#)

- **Transarmor Token** – This is the TransArmor Token for your merchant account. You must get this information from your First Data representative when enabling TransArmor Tokenization. [Get the information here](#)
- **Save Customer CreditCard**: Select **Yes** to allow customers to save their card details on Payeezy
- **Payment Action**: Admin can select between Authorize Only and Authorize and Capture mode
 - **Authorize Only**: Check the card for validity but not charge the account until the order is approved and invoiced.
 - **Authorize and Capture**: Charge the debit/credit card at the time of the order submission
- **Payment from Applicable Countries**:
 - **All Allowed Countries**: Enable all allowed countries to make payment.
 - **Specific Countries**: Restrict some countries by unselecting them from the **Payment from Specific Countries**.
- **Sort Order**: Set the position of the payment in the payment methods list.

Switching to Payment.JS

On March 15th, 2020 Payeezy has completely disabled the legacy Payeezy.JS script and stopped all payment processing through this script. As such, all merchants must switch to Payment.JS by following the below steps:

1. **Register the Webhook URL with Payeezy.** You will need to [fill out this form](#) in order to register your site's webhook URL with Payeezy.
Note: the webhook URL will have this form <https://mystore.com/payeezy/webhook>

First Data
Developers

Search

Log In

Home / Request PaymentJS Integration

Request PaymentJS Integration

Developer Email Address:

Developer Name:

Merchant DBA Name:

Application Name:


Process Zero Dollar Authorizations

Webhook Url:

Api Key Last 4 (if applicable)

Confirm

2. **Ensure that Payment.JS is enabled.** [Log into your Payeezy account](#), click **APIs**, expand the API for your site, then head to the **Products** tab and ensure that Payment.JS is enabled.



Docs & SandboxIntegrationSupportForumsBlog

MERCHANTSCERTSAPISACCOUNT

1. LITE2. GET CERTIFIED3. ADD MERCHANTS4. LIVE!

My APIs

Add more, edit or delete them as you like.

+ ADD A NEW API

magenest-demo

SANDBOX

KEYS

PRODUCTS

DELETE "MAGENEST-DEMO"

EDIT "MAGENEST-DEMO"

ANALYTICS

API Product: PaymentJS-CERT

Status

Approved

API Product: Sandbox


Status

Approved

Storefront Payment Action

Payeezy Payment Form

- When the customer purchases order and reaches the checkout, they'll be able to select **Credit Card(Payeezy)**. In the payment form, the customer will see a save card checkbox, if they select this option, their card details will be saved for the next purchase.



✓

Shipping

✓

Review & Payments

Payment Method

●

Credit Card (Payeezy)

☒ My billing and shipping address are the same

o8op8 jhtr

237 Madison Ave., New York, United States, New York

New York, 123456

United Kingdom

978525623

Card Holder Name

visa

Card Number

4111 1111 1111 1111

Exp Date

12 / 22

CVV

123

☒ Save card ?


Enter Information Card

Place Order

Order Summary

Cart Subtotal	\$92.00
Shipping	\$5.00
Flat Rate - Fixed	
Order Total	\$97.00

1 Item in Cart



Didi Sport Watch

Qty: 1

\$92.00

Ship To:

o8op8 jhtr

237 Madison Ave., New York, United States, New York

New York, 123456

United Kingdom


978525623

Shipping Method:

Flat Rate - Fixed

- After entering all valid information for a Payeezy transaction and clicking on the **Place Order** button, Payeezy system will process and redirect the customer to the success payment page

Default welcome msg!



Search entire store here...

What's New

Women

Men

Gear

Training

Sale

Thank you for your purchase!

[Print receipt](#)

Your order number is: 000000198.

We'll email you an order confirmation with details and tracking info.

[Continue Shopping](#)

About us

Customer Service

Search Terms

Privacy and Cookie Policy

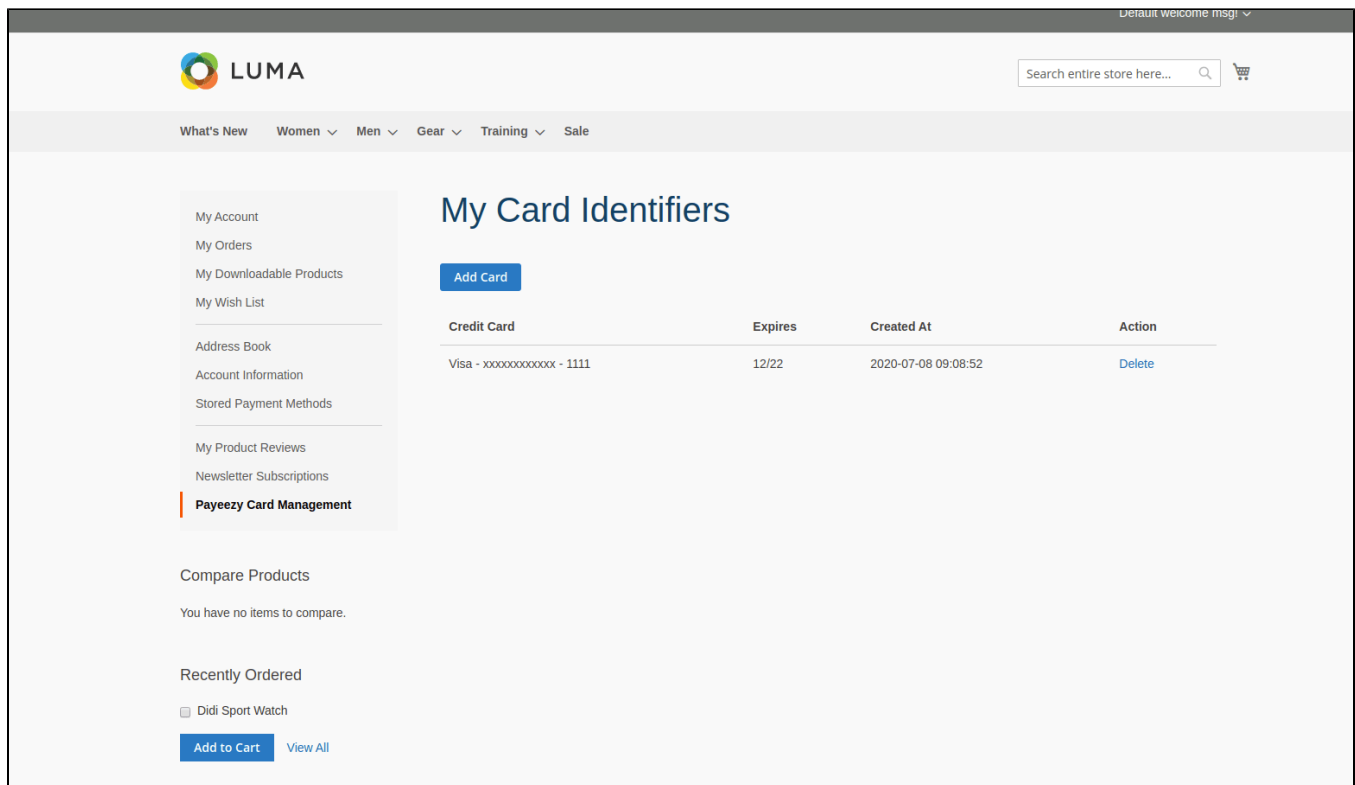
Advanced Search

Contact Us

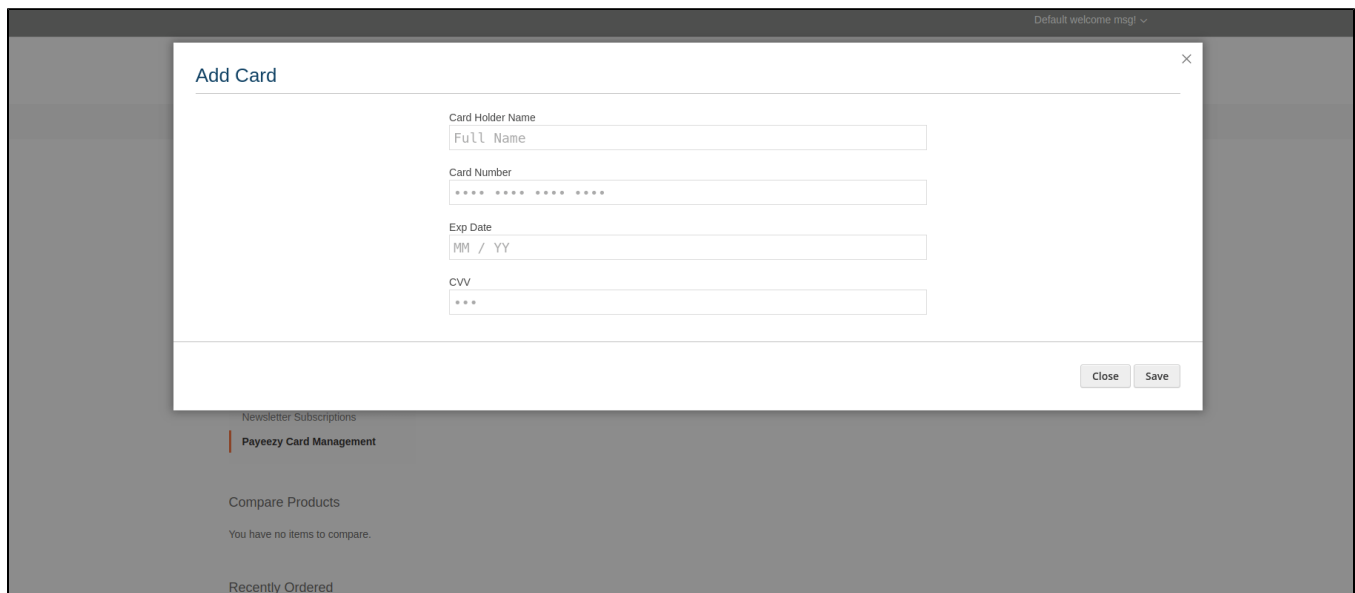
Enter your email address

[Subscribe](#)

- Customer can then view their card details in **My Account > Payeezy Card Management**



- If the customers haven't saved their card details at the checkout and they want to add their card later, they could also click on the **Add Card** button here and fill out the form



Order Management

- + To view Order grid, click **Sales > Orders > View**

Sales

Operations

Orders

Invoices

Shipments

Credit Memos

Billing Agreements

Transactions

Create New Order

Records found: 20 per page

Purchase Date	Bill-to Name	Ship-to Name	Grand Total (Base)	Grand Total (Purchased)	Status	Action
Apr 05, 2017, 14:04:00 PM	Alex Smooth		\$75.00	\$75.00	Processing	View
Apr 05, 2017, 14:04:00 PM	Alex Smooth		\$75.00	\$75.00	Processing	View
Apr 05, 2017, 2:04:00 AM	tyler william		\$75.00	\$75.00	Processing	View
Apr 03, 2017, 2:04:00 AM	Alex Smooth	Alex Smooth	\$88.00	\$88.00	Processing	View

- On the order detail page, admin will be able to **CAPTURE** the payment (if the gateway is in *Authorize Only* mode) by **sending Invoice** to customers, or admin can full refund/partial refund the order.

#000000198

← Back Send Email Credit Memo Hold Ship Reorder

ORDER VIEW

Information

Invoices

Credit Memos

Shipments

Comments History

Transactions

Order & Account Information

Order # 000000198 (The order confirmation email was sent)

Order Date: Jul 8, 2020, 9:08:52 AM

Order Status: Processing

Purchased From: Main Website, Main Website Store, Default Store View

Placed from IP: 127.0.0.1

Account Information [Edit Customer](#)

Customer Name: gre ger

Email: gwere@gmail.com

Customer Group: General

Address Information

Billing Address [Edit](#)

o8op8 Jhtr
237 Madison Ave., New York, United States
New York
New York, 123456
United Kingdom
T: 978525623

Shipping Address [Edit](#)

o8op8 Jhtr
237 Madison Ave., New York, United States
New York
New York, 123456
United Kingdom
T: 978525623

Payment & Shipping Method

Payment Information

Credit Card (Payeezy)

Shipping & Handling Information

Flat Rate - Fixed \$5.00

- To refund an order, please follow the below steps:
 - Click **Invoices-> View**

DASHBOARD

SALES

CATALOG

CUSTOMERS

MARKETING

CONTENT

REPORTS

STORES

SYSTEM

FIND PARTNERS & EXTENSIONS

#000000198

Back

Send Email

Credit Memo

Hold

Ship

Reorder

ORDER VIEW

Information

Invoices

Credit Memos

Shipments

Comments History

Transactions

Search by keyword

Filters

Default View

Columns

Export

Actions

1 records found

20 per page

1 of 1

	Invoice	Invoice Date	Order #	Order Date	Bill-to Name	Status	Amount	Action
<input type="checkbox"/>	000000025	Jul 8, 2020 9:36:26 AM	000000198	Jul 8, 2020 9:08:52 AM	o8op8 Jhtr	Paid	\$97.00	View

Copyright © 2020 Magento Commerce Inc. All rights reserved.

Magento ver. 2.3.5-p1

[Privacy Policy](#)
[Report an Issue](#)

- On the Invoice page, click on the **Credit Memo** button on the top right corner

DASHBOARD

SALES

CATALOG

CUSTOMERS

MARKETING

CONTENT

REPORTS

STORES

SYSTEM

FIND PARTNERS & EXTENSIONS

#000000025

Back

Send Email

Credit Memo

Print

Order & Account Information

Order # 000000198 (The order confirmation email was sent)

Order Date

Jul 8, 2020, 9:08:52 AM

Order Status

Processing

Purchased From

Main Website
Main Website Store
Default Store View

Placed from IP

127.0.0.1

Account Information [Edit Customer](#)

Customer Name

gre ger

Email

gwere@gmail.com

Customer Group

General

Address Information

Billing Address [Edit](#)

o8op8 Jhtr

237 Madison Ave., New York, United States

New York

New York, 123456

United Kingdom

T: 978525623

Shipping Address [Edit](#)

o8op8 Jhtr

237 Madison Ave., New York, United States

New York

New York, 123456

United Kingdom

T: 978525623

Payment & Shipping Method

Payment Information

Credit Card (Payeezy)

Shipping Information

Flat Rate - Fixed

- Click on the **Refund** button at the bottom of the page. In case your order has more than 1 items, you will be able to edit the quantity of refund item



DASHBOARD

SALES

PRODUCTS

CUSTOMERS

MARKETING

CONTENT

REPORTS

STORES

SYSTEM

FIND PARTNERS
& EXTENSIONS

New Memo for #000000075

payments ▾

[← Back](#) [Reset](#)

Order & Account Information

Order # 000000211 (The order confirmation email was sent)

Order Date	Apr 5, 2017, 2:05:30 PM
Order Status	Processing
Purchased From	Main Website Main Website Store Default Store View
Placed from IP	14.177.85.253

Account Information

Customer Name	Alex Smooth
Email	EmilySwift2602@gmail.com
Customer Group	General

Address Information

Billing Address [Edit](#)

Alex Smooth
Magenest
102 Truong Chinh Street
Ha Noi, American Samoa, 45798-2374
United States
T: 0964209263

Payment & Shipping Method

Payment Information

Credit Card (Payeezy)

Transaction Type:	purchase
Card Type:	Visa
Card number:	XXXX-1111
Expiration Date:	0418
Transaction ID:	ET145273
Response Code:	00
Approve Messages:	Transaction Normal

The order was placed using USD.

Items to Refund

Product	Price	Qty	Return to Stock	Qty to Refund	Subtotal	Tax Amount	Discount Amount	Row Total
Yoga Adventure SKU: Yoga Adventure Links Trailer #1	\$75.00	Ordered 1 Invoiced 1	<input type="checkbox"/>	<input type="text" value="1"/>	\$75.00	\$0.00	\$0.00	\$75.00

[Update Qty's](#)

Order Total

Credit Memo Comments

Comment Text

Refund Totals

Subtotal	\$75.00
Refund Shipping	<input type="text" value="0"/>
Adjustment Refund	<input type="text" value="0"/>
Adjustment Fee	<input type="text" value="0"/>

Grand Total

\$75.00

☐ Append Comments
 ☐ Email Copy of Credit Memo

Refund Offline

Refund

Copyright © 2017 Magento Commerce Inc. All rights reserved.

Magento ver. 2.1.0
[Report Bugs](#)

- To see the information of the Refunded product, click **Sales > Credit Memos > View**

DASHBOARD

SALES

CATALOG

CUSTOMERS

MARKETING

CONTENT

REPORTS

STORES

SYSTEM

FIND PARTNERS & EXTENSIONS

Credit Memos

Filters

Default View

Columns

Export

Actions

8 records found

20 per page

1 of 1

	Credit Memo	Created	Order #	Order Date	Bill-to Name	Status	Refunded	Action
<input type="checkbox"/>	000000008	Jul 8, 2020 10:08:44 AM	000000198	Jul 8, 2020 9:08:52 AM	o8op8 jhtr	Refunded	\$97.00	View
<input type="checkbox"/>	000000007	Jun 30, 2020 4:39:13 AM	000000142	Jun 30, 2020 4:29:44 AM	magenest magenest	Refunded	\$168.40	View
<input type="checkbox"/>	000000006	Jun 30, 2020 4:38:31 AM	000000142	Jun 30, 2020 4:29:44 AM	magenest magenest	Refunded	\$118.40	View
<input type="checkbox"/>	000000005	Jun 30, 2020 4:16:33 AM	000000141	Jun 30, 2020 3:32:38 AM	o8op8 jhtr	Refunded	\$57.60	View
<input type="checkbox"/>	000000004	Jun 30, 2020 4:14:11 AM	000000141	Jun 30, 2020 3:32:38 AM	o8op8 jhtr	Refunded	\$86.40	View
<input type="checkbox"/>	000000003	Jun 30, 2020 4:06:55 AM	000000141	Jun 30, 2020 3:32:38 AM	o8op8 jhtr	Refunded	\$36.00	View
<input type="checkbox"/>	000000002	Jun 30, 2020 3:42:26 AM	000000141	Jun 30, 2020 3:32:38 AM	o8op8 jhtr	Refunded	\$36.00	View
<input type="checkbox"/>	000000001	Jun 10, 2020 3:25:19 AM	000000002	Jun 10, 2020 3:25:17 AM	Veronica Costello	Refunded	\$39.64	View

Copyright © 2020 Magento Commerce Inc. All rights reserved.

Magento ver. 2.3.5-p1
[Privacy Policy](#) | [Report an Issue](#)

Note: All of the payment processes operate in Payeezy's payment site, **NOT** in Magento.

Update

- When a new update is available, we will provide you with a new package containing our updated extension.
- You will have to delete the module directory and repeat the installation steps above.
- Flush the config cache. Your store and newly installed module should be working as expected.

Support

- We will reply to support requests after **2 business days**.
- We will offer a **lifetime free update and 6 months of free support for all of our paid products**. Support includes answering questions related to our products, bug/error fixing to make sure our products fit well in your site exactly like our demo.
- Support **DOES NOT** include other series such as customizing our products, installation, and uninstallation service.

Once again, thank you for purchasing our extension. If you have any questions relating to this extension, please do not hesitate to contact us for support.

