

## 2. Subscriptions and Recurring Payments User Guides

Thank you for purchasing our extension. If you have any questions that are beyond the scope of this help file, please feel free to email via our user page contact form here. Thanks so much!

By: Magenest | Email: <http://servicedesk.izysync.com/servicedesk/customer/portal/23>

- 1 [Introduction](#)
    - 1.1 [Features](#)
    - 1.2 [Video Tutorial Playlist](#)
    - 1.3 [Payment Methods](#)
    - 1.4 [System Requirements](#)
    - 1.5 [Configure other subscription settings](#)
    - 1.6 [Create Subscription Product](#)
    - 1.7 [Payment through PayPal](#)
    - 1.8 [Payment through Authorize.net](#)
    - 1.9 [Manage recurring profiles at front end](#)
    - 1.10 [Manage recurring profiles at back end](#)
  - 2 [Update](#)
  - 3 [Support](#)
- 

### Introduction

**Subscriptions and Recurring Payments extension for Magento 2** is the exclusive special feature that has been equipped with the Magento-powered store with the feature of subscription and recurring payment. Simply, when this extension is added to increase recurring revenue stream, your business model will become more and more developed and diversified.

**Subscriptions and Recurring Payments extension** provides all options for merchants to configure subscription products such as magazines, newspapers, newsletters or memberships, etc. All things become easy and simple with this extension. It helps customers save time to buy products from repeating order process. And you will no longer need to invoice your individual customers for each payment. Therefore, it is one of the most helpful solutions.

**For Magento Subscriptions & Recurring Payments extension**, you as a merchant will be able to configure subscription options for your products as desire, manage your subscribers' status and monitor recurring cycles.



## Features

- **Subscriptions and Recurring Payments extension** enables you to fully control subscription options and manage subscription profiles.
- **Customer Can Define Start Date** provides merchants options to set whether the customer can define the start subscription date or not.
- **Maximum Payment Failures** enables merchants to set a number of scheduled payments that can fail before subscription profile is automatically suspended.
- **Auto Bill on Next Cycle** helps merchants to automatically bill the outstanding balance amount in the next billing cycle.
- **Multiple billing options** allow merchants to create different billing periods.
- **Enable Trial** (Trial Billing Amount, Trial Billing Period Unit, Trial Billing Frequency, Trial Billing Cycles, Enable Initial Fee) provides merchants option whether to set a trial subscription for customers or not.
- **Payment Profiles Manager** allows merchants to manage subscription cycles, monitor profiles status or delete a profile.

## Video Tutorial Playlist

(Go to the playlist to view more: <https://www.youtube.com/playlist?list=PLQgckfH7zIZsgwTPTGF7035wtVac0bXc->)

## Payment Methods

Subscriptions and Recurring Payments extension supports following payment methods:

- PayPal Express Checkout.
- Credit Card Direct Post ([Authorize.net](#)) **(NEW)**.

## System Requirements

Your store must be running on Magento Community Edition version **2.1.x, 2.2.x**

# Configuration

## Configure Paypal and Authorize.net Payment Method

- On **Dashboard** tab, click **Magenest Subscription -> Settings > Sales > Payment Methods**

This extension supports Paypal and Authorize.net Payment

The screenshot shows the Magento Configuration interface. On the left is a sidebar with navigation links: DASHBOARD, SALES, PRODUCTS, CUSTOMERS, MARKETING, CONTENT, REPORTS, MAGENEST SUBSCRIPTION, STORES, SYSTEM, and FIND PARTNERS & EXTENSIONS. The main area is titled 'Configuration' and shows the 'Store View' as 'Default Config'. A 'Save Config' button is in the top right. The left sidebar of the configuration panel lists categories: GENERAL, CATALOG, CUSTOMERS, and SALES. Under 'SALES', there are links for Sales, Sales Emails, PDF Print-outs, Tax, Checkout, and Shipping Settings. The right panel shows a list of payment methods with toggle switches: Merchant Location, Braintree, PayPal Payment Solutions (highlighted with a red box), Check / Money Order, Bank Transfer Payment, Cash On Delivery Payment, Zero Subtotal Checkout, Purchase Order, and Authorize.net Direct Post (highlighted with a red box). A speech bubble points to the 'PayPal Payment Solutions' option with the text: 'Our extension supports Paypal, and Authorize.net Payment'.

**+ PayPal Payment Solutions:** set up Paypal payment. On **Paypal Payment Standard** section and hit **Required PayPal Settings**.

- Enter your **Email Associated with PayPal Merchant Account** as required.
- Select **API Signature** in **API Authentication Methods**.
- Enter **API Username**, **API Password** and **API Signature** associated with your PayPal account. To get your PayPal Credentials, click on **Get Credentials from Paypal** button, to get a sandbox credentials, click on **Sandbox Credentials** button
- Select **Yes** in **Sandbox Mode** if you are using a sandbox PayPal account or **No** if you go live.
- On the top right corner, click **Save Config**.
- Choose **Yes** in **Enable this Solution** to enable Paypal Payment.

## ⏪ Required PayPal Settings

### ⏪ Website Payments Standard

|   |  |
|---|--|
| Email Associated with PayPal Merchant Account<br><small>[website]</small> | <input type="text" value="qhauict13@gmail.com"/> ?         |
|   | <a href="#">Start accepting payments via PayPal</a>        |
| API Authentication Methods<br><small>[website]</small>                    | API Signature ▼  |
| API Username<br><small>[website]</small>                                  | .....  |
| API Password<br><small>[website]</small>                                  | .....  |
| API Signature<br><small>[website]</small>                                 | .....  |
|   | <input type="button" value="Get Credentials from PayPal"/> |
|   | <input type="button" value="Sandbox Credentials"/>         |
| Sandbox Mode<br><small>[website]</small>                                  | Yes ▼  |
| API Uses Proxy<br><small>[website]</small>                                | No ▼   |

---

|  |                                    |
|--|------------------------------------|
| ✓ Enable this Solution<br><small>[website]</small> | <input type="text" value="Yes"/> ▲ |
|--|------------------------------------|

### + Authorize.net Direct Post:

- **Enabled:** Choose Yes to enable this method
- **Payment Action:** You can choose Authorize Only or Authorize and Capture
  - **Authorize Only (Authorization):** will check the card for validity but not charge the account yet until the order is approved and invoiced.
  - **Authorize and Capture(Sale):** will charge the debit/credit card at the time of the order submission.
- **Title:** The title of the payment method that will be displayed on the checkout page
- **API Login ID:** Getting from the Authorize.net account.
- **Transaction Key:** Get from the [Authorize.net](#) account.
- **Merchant MD5:** Authorize.net MD5 Hash
- **New Order Status:** You can choose between Processing and Suspected Fraud
  - **Processing:** The payment is made successfully and an order invoice is issued.
  - **Suspected Fraud:** No invoice is issued.
- **Test Mode:** Turn this on (Yes) if you use the test credentials.
- **Gateway URL:** If you use the sandbox mode, the URL is <https://test.authorize.net/gateway/transact.dll> ; if you go live, the URL is <https://secure.authorize.net/gateway/transact.dll>
- **Transaction Details URL:** <https://api2.authorize.net/xml/v1/request.api>
- **Accepted Currency:** Choose the currency you want the payment to be
- **Debug:** Yes or No
- **Email Customer:** Turn this on (Yes) to send customer email
- **Merchant's Email:** your email

- DASHBOARD
- SALES
- PRODUCTS
- CUSTOMERS
- MARKETING
- CONTENT
- REPORTS
- MAGENEST SUBSCRIPTION
- STORES
- SYSTEM
- FIND PARTNERS & EXTENSIONS

## Configuration

Authorize.net Direct Post

Save Config

Enabled

Yes

☐ Use system value

Payment Action

Authorize Only

☐ Use system value

Title

Credit Card Direct Post (Authorize.net)

☐ Use system value

API Login ID

\*\*\*\*\*

Transaction Key

\*\*\*\*\*

Merchant MD5

\*\*\*\*\*

New Order Status

Processing

☐ Use system value

Test Mode

Yes

☐ Use system value

Gateway URL

https://test.authorize.net/gateway/transact.dll

☐ Use system value

Transaction Details URL

https://api2.authorize.net/xml/v1/request.api

☐ Use system value

Accepted Currency

US Dollar

☐ Use system value

Debug

No

☐ Use system value

Email Customer

Yes

☐ Use system value

Merchant's Email

ghauict13@gmail.com

- **Credit Card Types:** You can choose which credit card types you want by choosing one or more items.
- **Credit Card Verification:** Choose Yes to enable CVC Verification.
- **Payment from Applicable Countries:**
  - **All allowed countries:** Enable all allowed countries to make payment.
  - **Specific Countries:** Restrict some countries by unselecting them from the **Payment from Specific Countries**.

- DASHBOARD
- SALES
- PRODUCTS
- CUSTOMERS
- MARKETING
- CONTENT
- REPORTS
- MAGENEST SUBSCRIPTION
- STORES
- SYSTEM
- FIND PARTNERS & EXTENSIONS

## Configuration

Credit Card Types

Save Config

Credit Card Types

American Express

Visa

MasterCard

Discover

Other

☐ Use system value

Credit Card Verification

Yes

☐ Use system value

Payment from Applicable Countries

All Allowed Countries

☐ Use system value

Payment from Specific Countries

Botswana

Bouvet Island

Brazil

British Indian Ocean Territory

British Virgin Islands

Brunei

Bulgaria

Burkina Faso

Burundi

Cambodia

Minimum Order Total

1

Maximum Order Total

100000

Sort Order

Click on **Save Config** button to save data entered.

## Configure other subscription settings

To configure the Subscription, go to **Magenest Subscription > Settings > Sales > Subscription Settings**

Here you can set:

#### + General settings

- **Display style on product detail page:** Subscription options on the frontend product detail page will be displayed as **Dropdown** or **Radio list**
- **Logged in customer only:** Only logged in customer can buy subscription products.
- **Create order for first time subscription:** Order will be created along with new subscription profile
- **Debug:** Enable debugging

#### + Paypal

- **Initial Payment Failure Action:** You can choose whether to Continue payment on failure or cancel it.
- **Create new order for new billing cycle:** Whether to create new order for new billing circle
- **Allow customer to cancel profile:** Whether to allow customer to cancel profile from frontend
- **Allow customer to reactivate profile:** Allow customer to reactivate their subscription profile from frontend

The screenshot shows the Magento 2 Configuration page. On the left is a sidebar with navigation links: DASHBOARD, SALES, CATALOG, CUSTOMERS, SALES, QUOTES, SALES EMAILS, PDF PRINT-OUTS, TAX, CHECKOUT, SHIPPING SETTINGS, MULTISHIPPING SETTINGS, SHIPPING METHODS, GOOGLE API, FRAUD PROTECTION, GIFT CARDS, and PAYMENT METHODS. The main content area is titled 'Configuration' and has a 'Save Config' button in the top right. It is divided into two sections: 'General' and 'Paypal'. The 'General' section includes settings for 'Display style on product detail page' (set to 'Radio List'), 'Logged in customer only' (set to 'No'), 'Create Order for first time subscription' (set to 'Yes'), and 'Debug' (set to 'Yes'). The 'Paypal' section includes settings for 'Initial Payment Failure Action' (set to 'Continue on failure'), 'Create New Order for new Billing Cycle' (set to 'Yes'), 'Allow customer to cancel profile' (set to 'Yes'), 'Allow customer to reactivate profile' (set to 'Yes'), and 'Login status' (set to 'OK'). The 'Authorize.net' section is also visible at the bottom.

#### + Email settings:

- **Email Sender:** Choose the department you want to take charge of sending customers emails
- **Subscription Started:** You can set whether not to send email (**Don't send email**) or send email by email templates when the subscription started
- **Subscription Payment:** You can set whether not to send email (Don't send email) or send email by email templates when the the order is placed
- **Subscription Canceled:** You can set whether not to send email (Don't send email) or send email by email templates when the the subscription is canceled
- **Subscription Suspended (Paypayl Only):** You can set whether not to send email (Don't send email) or send email by email templates when the subscription is suspended.

## Main Functions

- **Create Subscription Product**

You can set subscription for a new or an existing product by going to **Products > Catalog**

For a new product, click **Add Product** or select a product type to start creating a new product on your store.  
For existing product, click **Edit**.

# Catalog

[Dashboard](#) | [Sales](#) | **[Products](#)** | [Customers](#) | [Marketing](#) | [Content](#) | [Reports](#) | [Magenest Subscription](#) | [Stores](#) | [System](#) | [Find Partners & Extensions](#)

[Add Product](#) ▲

- Simple Product
- Configurable Product
- Grouped Product
- Virtual Product
- Bundle Product
- Downloadable Product

Filters [v] Default [v]


Actions [v] 24 records found 20 per page [v]

| ID | Thumbnail | Name   | Type                 | Attribute Set | SKU  | Price      | Quantity ↓ | Visibility               | Status  | Websites     | Action               | Size | RAM | SSD               |
|----|-----------|--|----------------------|---------------|--|------------|------------|--------------------------|---------|--------------|----------------------|------|-----|-------------------|
| 54 | [Image]   | member-Yearly                                | Virtual Product      | Default       | member-Yearly                                | \$299.99   |            | Not Visible Individually | Enabled | Main Website | <a href="#">Edit</a> | Size | 4GB | 256GB             |
| 48 | [Image]   | SUB MONTHLY                                  | Virtual Product      | Default       | SUB MONTHLY                                  | \$5.99     |            | Catalog Search           | Enabled | Main Website | <a href="#">Edit</a> | Size | 4GB | 256GB Yes         |
| 57 | [Image]   | Test Sascha                                  | Virtual Product      | Default       | Test Sascha                                  | \$101.00   |            | Catalog Search           | Enabled | Main Website | <a href="#">Edit</a> | Size | 4GB | 256GB Yes Yearly  |
| 55 | [Image]   | member                                       | Configurable Product | Default       | member                                       | \$29.99    | 0.0000     | Catalog Search           | Enabled | Main Website | <a href="#">Edit</a> | Size | 4GB | 256GB No          |
| 38 | [Image]   | Mauve Keyhole High Neck Deep Plunge Jumpsuit | Configurable Product | Default       | Mauve Keyhole High Neck Deep Plunge Jumpsuit | \$1,560.00 | 0.0000     | Catalog Search           | Enabled | Main Website | <a href="#">Edit</a> | Size | 4GB | 256GB Yes Monthly |
| 61 | [Image]   | bundle                                       | Bundle Product       | Default       | bundle                                       |            | 0.0000     | Catalog Search           | Enabled | Main Website | <a href="#">Edit</a> | Size | 4GB | 256GB No Monthly  |

### Subscription Options:

- **Enable Subscription:** Yes/ No.
- **Customer Can Define Start Date:** Yes/ No.
- **Maximum Payment Failures:** Allows you to set the maximum number of times that customer can fail to pay. When the number is reached, an IPN (Instant Payment Notification) message is sent to you and customer's account will be suspended automatically.
- **Auto Bill on Next Cycle:** Yes/ No. Indicates whether you would like PayPal to automatically bill the outstanding balance amount in the next billing cycle. The outstanding balance is the total amount of any previously failed scheduled payments that have yet to be successfully paid. It is one of the following values:
  - **Yes:** PayPal automatically bills the outstanding balance.
  - **No:** PayPal does not automatically bill the outstanding balance.

Subscription Options



Enable Subscription

[global]

☒

Yes

Customer Can Define Start Date

[global]

☒

Yes

Maximum Payment Failures

[global]

Auto Bill On Next Cycle

[global]

☒

Yes

**+ Subscription Interval Settings**, Click **Add Option** to add subscription plan for the product

**Billing Options.** Enables you to set billing frequency or cycles.

**Billing Options:** Enables you to set billing frequency or cycles.  
Period-Unit is one of following values: Day, Week, SemiMonth, Month and Year.

Billing frequency is the number of billing period that makes up a billing cycle.

**Maximum Billing Cycles:** is the number of billing cycles for the payment period.

**Maximum Billing Cycles:** is the number of billing cycles for the payment period.  
Select a period unit, enter the number you want to set on Billing Frequency and Maximum Billing Cycles.

- To add other billing options, click **Add Option**.
- To remove a billing option, click **Remove**.

**Trial Enabled:** Enable Trial Plan  
**Enable Initial Fee** = Yes/ No. Set to **Yes** if you want a system to add a one-time fixed amount payment, which will be taken upfront on subscribing to a product.  
**Initial Fee Amount** specifies the one-time fixed amount payment that customer needs to fulfill.

**NOTE:** **Authorize.net** does not allow less than **"7 Days"** recurring frequency; **Initial Fee** is also not available

Subscription Interval Settings

NOTE: **Authorize.net** does not allow less than **"7 Days"** recurring frequency; **Initial Fee** is also not available

Add Option

< 1 of 1 >

9

Option Name \*

Period Unit \*

Billing Frequency \*

Maximum Billing Cycles \*

Trial Enabled \*

Initial Fee Enabled \*

Option 1

Day

9

9

Yes

Yes

Amount

Period Unit

Frequency

Billing Cycles

\$ 9

Day

9

9

Initial Amount

\$ 20

5

Option Name \*

Period Unit \*

Billing Frequency \*

Maximum Billing Cycles \*

Trial Enabled \*

Initial Fee Enabled \*

Option 2

Week

5

5

No

No

- **Purchase the subscription product in an easy way**

After you create the subscription product

At the frontend page, this subscription product will be shown with subscription options: Billing Cycle, Recurring Payment Stop After, Trial Period, Initial Fee and Start Date.



# MAUVE KEYHOLE HIGH NECK DEEP PLUNGE JUMPSUIT

Home → Mauve Keyhole High Neck Deep Plunge Jumpsuit



## MAUVE KEYHOLE HIGH NECK DEEP PLUNGE JUMPSUIT

Be the first to review this product

**\$70.00**

✔ In Stock

SKU#: Mauve Keyhole High Neck Deep Plunge Jumpsuit

Color \*

Choose an Option...

Subscription Option

Day

Start Date

29/11/2017

undefined

QTY

- 1 +

ADD TO CART



REVIEWS

Radio list option

# MAUVE KEYHOLE HIGH NECK DEEP PLUNGE JUMPSUIT

Home → Mauve Keyhole High Neck Deep Plunge Jumpsuit



## MAUVE KEYHOLE HIGH NECK DEEP PLUNGE JUMPSUIT

Be the first to review this product

**\$70.00**

**In Stock**

SKU#: Mauve Keyhole High Neck Deep Plunge Jumpsuit

Color

Choose an Option...

### Subscription Option

☐ One time purchased

☒ Day

Start Date

30/11/2017

undefined

QTY

- 1 +

ADD TO CART



Search entire store here...



Sale Training Women **Subscription Product**

Home > Subscription Product > Magazine

## Magazine

Be the first to review this product

**\$15.00**

**IN STOCK**  
SKU#: Magazine



| Billing Cycle                          | Recurring Payment Stop After | Trial Period                             | Initial Fee |
|--|------------------------------|--|-------------|
| <input checked="" type="radio"/> 9 day | 9 cycle(s)                   | Bills \$9.00 each 9 cycle(s) of 9 day(s) | \$9.00      |
| <input type="radio"/> 5 day            | 5 cycle(s)                   | N/A                                      | N/A         |

Start Date

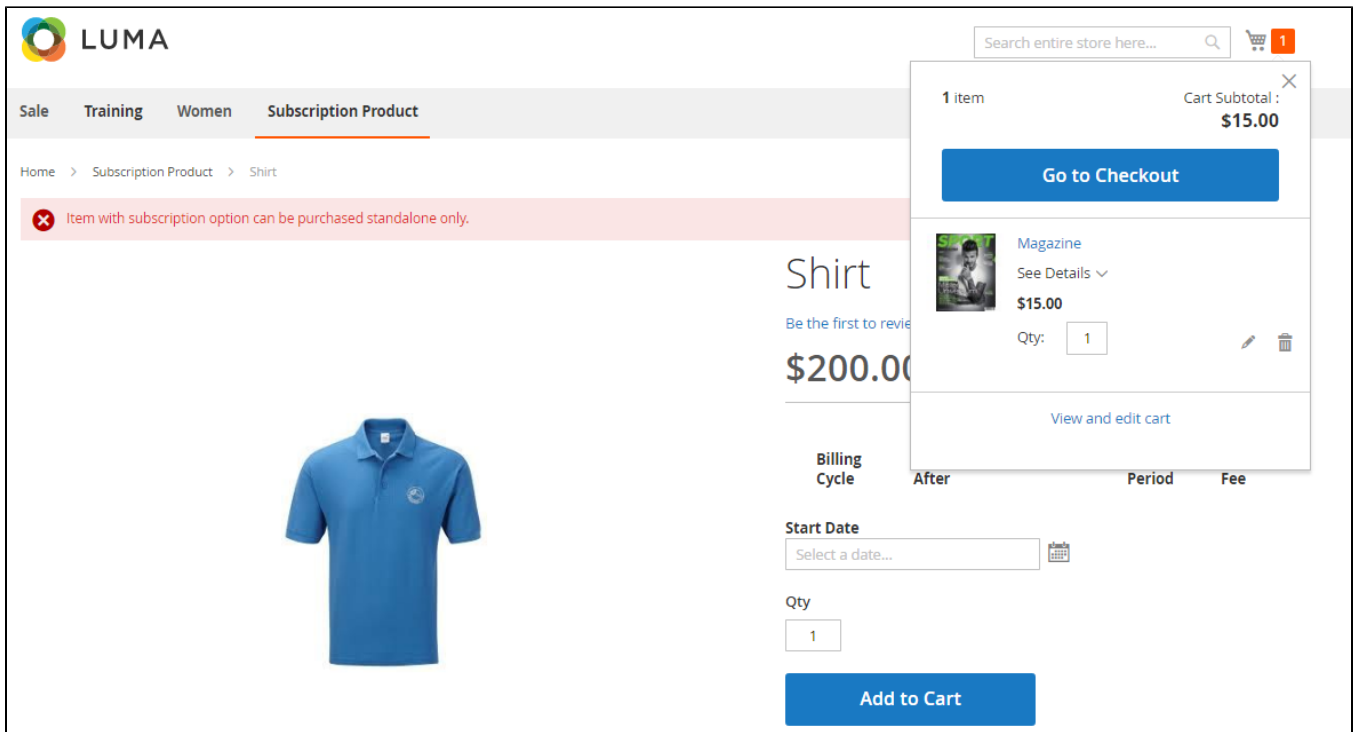
Sat, 20 Aug 2016



Qty

2

Add to Cart

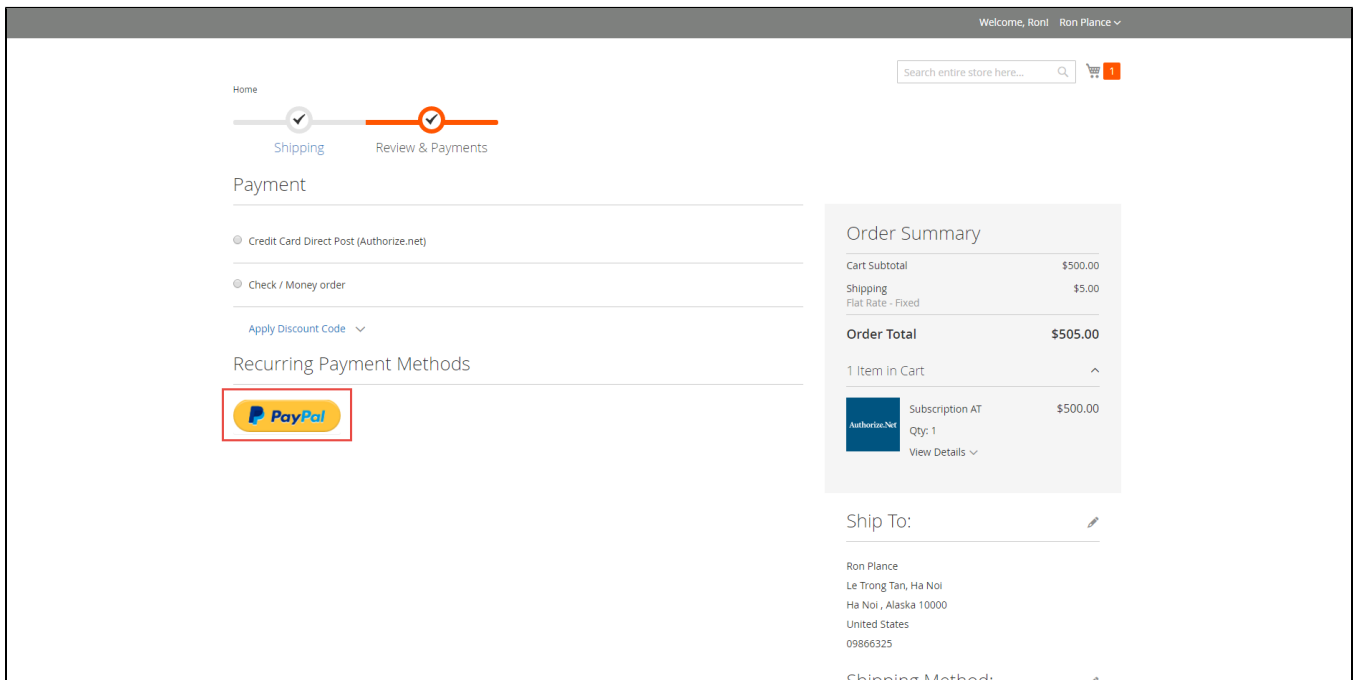


**NOTE: For the cart that contains the subscription product, we currently support this cart with only one subscription product, not with one-time purchase product.**

At check-out page, there are 2 ways to make Recurring Payment.

- **Payment through PayPal**

Customers fill in their PayPal account to pay their order



- **Payment through Authorize.net**

Customers enter information about Credit card number, expiration date and card verification number. After that, click on "Place Order" button to order.

## Payment

☒ Credit Card Direct Post (Authorize.net)

☒ My billing and shipping address are the same

miss anna  
 nguyen chi thanh  
 Ha Noi, 10000  
 Vietnam  
 99599500

**Credit Card Number \***

**Expiration Date \***  

10 - October

▼

2020

▼

**Card Verification Number \***

## Order Summary

|                    |                |
|--------------------|----------------|
| Cart Subtotal      | \$30.00        |
| Shipping           | \$10.00        |
| Flat Rate - Fixed  |                |
| <b>Order Total</b> | <b>\$40.00</b> |

2 Items in Cart

Magazine  
 Qty: 2  
[View Details](#)

**Ship To:**

miss anna  
 nguyen chi thanh  
 Ha Noi, 10000  
 Vietnam  
 99599500

- **Manage recurring profiles at front end**

Customers can view and manage all of their orders regarding subscription products by click on **My account > My Recurring Profiles**.

Welcome, miss! miss anna ▼

1

[Sale](#)
[Training](#)
[Women](#)
[Subscription Product](#)

Account Dashboard  
 Account Information  
 Address Book  
 My Downloadable Products  
 My Orders  
 Newsletter Subscriptions  
 My Credit Cards  
 Billing Agreements  
 My Product Reviews  
**My Recurring Profiles**  
 My Wish List

## My Recurring Profiles

[Refresh List](#)

| Profile ID | Status | Method                   | Start Date          | Regular Amount | Recurring Period                |  |
|------------|--------|--------------------------|---------------------|----------------|---------------------------------|--|
| 4236542    | Active | Authorize.net Directpost | 2016-08-15 04:05:07 | 510            | 10 Day cycle. Repeat 5 time(s). | <a href="#">View Profile</a>   <a href="#">Order</a> |
| 4237501    | Active | Authorize.net Directpost | 2016-08-16 08:23:51 | 50             | 9 Day cycle. Repeat 9 time(s).  | <a href="#">View Profile</a>   <a href="#">Order</a> |

- **Manage recurring profiles at back end**

You can manage the payment recurring profiles through **Magenest Subscription > Recurring Profiles**. This **Recurring Profiles Manager** provides a table of recurring profiles with information on Profile ID, Status, Method Code, Subscriber Name and Start Date. Customers who have subscribed to your products will be listed here.

**Magenest Subscription**

Recurring Profiles

General Recurring Profile Information

**Profile Reference**

|                          |                     |
|--------------------------|---------------------|
| Payment Method           | Authorize.net       |
| Subscription ID          | 4236542             |
| Status                   | Active              |
| Subscription Description | Subscription AT     |
| Date of Subscription     | 2016-08-15 04:05:07 |
| Subscriber Name          | miss anna           |

**Recurring Schedule**

|                          |                                 |
|--------------------------|---------------------------------|
| Start Date               | 2016-08-16                      |
| Maximum Payment Failures | N/A                             |
| Billing Period Info      | 10 Day cycle. Repeat 5 time(s). |
| Regular Billing Amount   | 505                             |
| Regular Tax Amount       | 0                               |
| Regular Shipping Amount  | 5                               |

**Trial and Initial Fee Information**

**Trial Fee Information**

|                       |                                  |
|-----------------------|----------------------------------|
| Period Info           | 10 Day cycle. Repeat 10 time(s). |
| Regular Trial Amount  | 10.00                            |
| Trial Tax Amount      | -1                               |
| Trial Shipping Amount | -1                               |

**Initial Fee Information**

Initial Fee Not Enabled For This Profile

Product and Shipping Information

Status of the recurring payment profile is one of the following values:

- Active
- Pending
- Cancelled
- Suspended
- Expired

Your subscription customers can check or modify their accounts in **Account Dashboard** in your frontend store. Magenest Subscriptions and Recurring Payments provides an option that customers can cancel or suspend their recurring profiles in your frontend store.

**Recurring Profiles Manager**

Search by keyword

Filters

Default View

Columns

Export

20 per page

1 of 1

|                          | Profile ID | Status | Method Code             | Subscriber Name | Start Date | Action               |
|--------------------------|------------|--------|-------------------------|-----------------|------------|----------------------|
| <input type="checkbox"/> | 4236542    | active | authorizenet_directpost | miss anna       | 2016-08-16 | <a href="#">View</a> |
| <input type="checkbox"/> | 4236623    | active | authorizenet_directpost | Ron Plance      | 2016-08-17 | <a href="#">View</a> |
| <input type="checkbox"/> | 4236629    | active | authorizenet_directpost | Ron Plance      | 2016-08-16 | <a href="#">View</a> |
| <input type="checkbox"/> | 4236649    | active | authorizenet_directpost | Ron Plance      | 2016-08-16 | <a href="#">View</a> |

Copyright © 2016 Magento Commerce Inc. All rights reserved.

Magento ver. 2.1.0

[Report Bugs](#)

To check the profile in more details, click **View**. This will lead you to **View Profile** section where provides details information on Profile Reference, Recurring Schedule, Current Status of subscription cycles and Trial Information. The profile information on your backend system will appear the same as on your customer's **Account Dashboard** in frontend store.

- DASHBOARD
- SALES
- PRODUCTS
- CUSTOMERS
- MARKETING
- CONTENT
- REPORTS
- MAGENEST SUBSCRIPTION
- STORES
- SYSTEM

## View Profile 4236542

[← Back](#)

**RECURRING PROFILE INFORMATION**

General Profile Information  
Related Order

### General Recurring Profile Information

#### Profile Reference

|                          |                     |
|--------------------------|---------------------|
| Payment Method           | Authorize.net       |
| Subscription ID          | 4236542             |
| Status                   | Active              |
| Subscription Description | Subscription AT     |
| Date of Subscription     | 2016-08-15 04:05:07 |
| Subscriber Name          | miss anna           |

#### Recurring Schedule

|                          |                                 |
|--------------------------|---------------------------------|
| Start Date               | 2016-08-16                      |
| Maximum Payment Failures | N/A                             |
| Billing Period Info      | 10 Day cycle. Repeat 5 time(s). |
| Regular Billing Amount   | 505                             |
| Regular Tax Amount       | 0                               |
| Regular Shipping Amount  | 5                               |

### Trial and Initial Fee Information

#### Trial Fee Information

|                       |                                  |
|-----------------------|----------------------------------|
| Period Info           | 10 Day cycle. Repeat 10 time(s). |
| Regular Trial Amount  | 10.00                            |
| Trial Tax Amount      | -1                               |
| Trial Shipping Amount | -1                               |

#### Initial Fee Information

Initial Fee Not Enabled For This Profile

To delete a profile, on **Recurring Profiles Manager**, check the box in front of the row that has profiles you want to delete, click **Actions > Delete**.

- DASHBOARD
- SALES
- PRODUCTS
- CUSTOMERS
- MARKETING
- CONTENT
- REPORTS
- MAGENEST SUBSCRIPTION
- STORES
- SYSTEM

## View Profile 4236542

subscription

[← Back](#)

**RECURRING PROFILE INFORMATION**

General Profile Information  
Related Order

**Search**
[Reset Filter](#)
1 records found

20 per page

| ID   | Purchased Date           | Bill-to Name        | Ship-to Name        | Grand Total (Base) | Grand Total (Purchased) | Status   |
|------|--------------------------|---------------------|---------------------|--------------------|-------------------------|----------|
| From | From                     |                     |                     |                    |                         |          |
| To   | To                       |                     |                     |                    |                         |          |
| 25   | Aug 15, 2016, 4:05:05 AM | 2016-08-15 04:05:05 | 2016-08-15 04:05:05 | 505.0000           | 505.0000                | 505.0000 |

## Update

- When a new update is available, we will provide you with a new package containing our updated extension.
- You will have to delete the module directory and repeat the installing steps above.
- Flush the config cache. Your store and newly installed module should be working as expected.

# Support

- We will reply to support requests within **2 business days**.
- We will offer the **lifetime free update and 6 months free support for all of our paid products**. Support includes answering questions related to our products, bug/error fixing to make sure our products fit well in your site exactly like our demo.
- Support **DOES NOT** include other series such as customizing our products, installation and uninstallation service.

Once again, thank you for purchasing our extension. If you have any questions relating to this extension, please do not hesitate to contact us for support.